

CAPITAL IMPROVEMENT PROGRAM

Project Identification & Summary Information



HENRICO COUNTY, VIRGINIA
FY 2022-23 THROUGH FY 2031-32

Office of Management and Budget, January 2022



COMMONWEALTH OF VIRGINIA
COUNTY OF HENRICO

John A. Vithoulkas
County Manager

March 1, 2022

The Planning Commission
County of Henrico
Virginia

Honorable Members of the Planning Commission:

I am pleased to submit the Capital Improvement Program (CIP) for FY23 through FY32. This effort strikes a balance of the capital needs of a vibrant county with the fiscal discipline and stewardship needed to preserve Henrico's elite financial standing.

The enclosed document includes details about all projects that have been submitted over a five-year period as well as funding consideration for these projects in the FY23 capital budget. Additionally, this document contains a list of potential projects identified by departments for years six through ten in the CIP cycle.

The 5-year list of capital various County departments have identified is summarized below:

Department	Year 1 Projects	Year 1 Costs	Overall Projects	Overall Cost
Education	6	\$28,425,000	11	\$339,225,000
Fire	1	\$2,000,000	7	\$52,760,104
General Services	6	\$10,255,599	10	\$45,017,107
Information Technology	3	\$8,992,000	4	\$18,167,000
Mental Health	-	-	1	\$2,145,585
Police	1	\$1,152,940	6	\$28,718,368
Public Library	-	-	2	\$1,552,478
Public Safety	-	-	2	\$33,000,000
Public Utilities – Sewer	16	\$57,450,000	23	\$261,250,000
Public Utilities – Water	9	\$18,000,000	15	\$60,250,000
Public Works – Drainage	3	\$1,750,000	4	\$52,044,213
Public Works – Roadway	5	\$204,540,000	5	\$1,022,700,000
Public Works – Stormwater	1	\$2,348,000	1	\$11,740,000
Recreation	2	\$8,170,000	8	\$56,309,000
Sheriff	1	\$2,358,863	1	\$2,358,863
Vehicle Replacement	3	\$13,500,000	3	\$67,500,000
Woodman Road Complex	-	-	2	\$14,236,684
Total	57	\$358,942,402	105	\$2,068,974,402

As noted, Capital funding requests for FY23 total over \$358 million. The sum of requests over the full five-year period are in excess of \$2.0 billion dollars. These requirements far outpace the

County's available resources or borrowing capacity, so the recommendations that are presented have been done so with tight fiscal restraints in mind. With that in mind, the FY23-32 CIP lays the framework for a referendum to authorize general obligation bonds that will fund projects totaling \$511,400,000 in the areas of education, public safety, recreation, and drainage improvement projects. With this referendum plan the five-year CIP for Education and Fire are mostly funded.

In total, recommendations for capital improvement funding for FY23 amount to \$178,298,000. The following highlights for departmental project recommendations are noted:

Capital funding for Henrico County Public Schools totals \$37,500,000 ensuring taking care of schools remains a top priority. Education will utilize \$13,000,000 for planning costs for replacement of Davis Elementary, Longan Elementary, and the Environmental Center Living Building, all three projects proposed to be fully funded with general obligation bonds subject to the approval of the voters in the November 8, 2022, referendum. The FY23 Capital Budget also sees the full restoration of \$9,000,000 in ongoing, Meals Tax funding for maintenance projects throughout HCPS and an additional \$5,000,000 from the Meals Tax Reserve for the renovation and partial rebuild of Virginia Randolph, which is mostly funded with ESSER III funding provided through the American Rescue Plan Act (ARPA). Also, \$2,500,000 is allocated for mechanical and roof replacements, \$2,000,000 for technology infrastructure, and \$6,000,000 is allocated for bus replacements. It is important to note that every school except one built before 1960 has been significantly remodeled or replaced showing Henrico County takes care of its assets.

Public Safety projects total \$12,350,000. The Division of Fire will use \$2,000,000 for planning the relocation and construction of Firehouse #6, and \$4,000,000 for apparatus replacement. The Sheriff is recommended to receive \$1,250,000 for jail security projects. \$1,150,000 is recommended for planning the construction of the South station and \$3,500,000 for police vehicle replacement. Finally, \$450,000 is recommended for the replacement of the phone system in the E-911 Center.

A total of \$39,098,000 is proposed for Public Works projects. Of this total, \$32,500,000 will come from CVTA resources with \$25,000,000 going towards prioritized road projects, \$5,000,000 for road improvements for the proposed Three Chopt Area Park, and \$2,500,000 for pedestrian improvements, which will have an additional \$2,500,000 of local resources allocated for the same purpose. The proposed budget continues the County's efforts to reduce pollutants to meet its MS/4 permit requirements with an allocation of \$2,348,000 while also continuing annual environmental efforts with \$1,750,000 for land acquisitions, stream clean-up, and drainage projects.

The remaining recommended funding for General Government agencies totals \$13,150,000. Recreation and Parks will utilize \$1,000,000 for its facility rehabilitation program while \$5,000,000 is allocated for furnishings for the Indoor Sports Facility. Funded projects for General Services total \$3,500,000 to be used for various maintenance and enhancement projects. An allocation of \$2,000,000 is provided for neighborhood revitalization efforts from the Community Revitalization reserve. An additional \$750,000 provides support for the Henrico Investment Program. And a total of \$1,650,000 is recommended for GIS and other Information Technology projects.


The Planning Commission
March 1, 2022
Page 3

Finally, the recommended funding for the Department of Public Utilities Water & Sewer Enterprise Fund is \$75,450,000. This funding level will allow DPU to continue maintenance and expansion of the County's vast water and sewer infrastructure network.

The Proposed Capital Budget for FY23 will be presented to the Board of Supervisors on March 8, 2022, as a component of the overall FY23 County Manager's Proposed Budget.

I hope this document will be of value to you in making your decisions for Henrico's citizens. As always, the staff and I stand ready to assist you in making the best possible choices for the future of our community.

Sincerely,

A handwritten signature in black ink, appearing to read "John A. Vithoukas". The signature is stylized with several loops and a long horizontal stroke at the end.

John A. Vithoukas
County Manager



**County of Henrico
Capital Improvement Program
FY 23 through FY32
Table of Contents**

FIVE-YEAR CIP REQUEST SUMMARY

Five-Year CIP Summary by Department.....	1
Five-Year CIP Summary by Revenue Source	1
Five-Year CIP Summary by Project Type	2
Proposed Bond Referendum Summary	3

FIVE-YEAR CIP BY FUND WITH RECOMMENDED FY21-22 FUNDING

Capital Projects Fund	4
Enterprise Fund – Public Utilities.....	7

CIP YEARS SIX THROUGH TEN

FY2026-27 through FY2030-31 Proposed Projects	9
---	---

FY2021-22 THROUGH FY2025-26 DEPARTMENT CIP REQUESTS

FUND 21:

Education	11
Fire	23
General Services	32
Information Technology	43
Mental Health	48
Police	50
Public Library	57
Public Safety	60
Public Works	63
Recreation.....	74
Sheriff	84
Woodman Rd Complex	86

FUND 51:

Public Utilities	89
------------------------	----

APPENDICES

Appendix A –Cash Proffers.....	128
Appendix B – Project Number Index	130



Capital Improvement Program Requests Summary

Fiscal Year 2022-23 through Fiscal Year 2026-27

By Department	Requested FY2022-23	Requested FY2023-24	Requested FY2024-25	Requested FY2025-26	Requested FY2026-27	Total Requested
Capital Projects Fund						
Education	28,425,000	110,800,000	98,500,000	42,000,000	59,500,000	339,225,000
Fire	2,000,000	13,300,000	7,965,786	26,094,318	3,400,000	52,760,104
General Services	10,255,599	9,250,000	6,750,000	10,007,480	8,754,028	45,017,107
Information Technology	8,992,000	1,915,000	2,175,000	3,150,000	1,935,000	18,167,000
Mental Health	0	0	0	0	2,145,585	2,145,585
Police	1,152,940	8,897,349	2,290,877	5,026,352	11,350,850	28,718,368
Public Library	0	112,570	788,301	651,607	0	1,552,478
Public Safety	0	0	3,000,000	21,000,000	9,000,000	33,000,000
Public Works - Drainage	1,750,000	12,556,056	12,907,181	12,595,930	12,235,046	52,044,213
Public Works - Roadway	204,540,000	204,540,000	204,540,000	204,540,000	204,540,000	1,022,700,000
Public Works - Stormwater	2,348,000	2,348,000	2,348,000	2,348,000	2,348,000	11,740,000
Recreation	8,170,000	19,171,000	14,710,000	6,658,000	7,600,000	56,309,000
Sheriff	2,358,863	0	0	0	0	2,358,863
Woodman Rd Complex	0	0	0	727,836	13,508,848	14,236,684
Total	269,992,402	382,889,975	355,975,145	334,799,523	336,317,357	1,679,974,402

Vehicle Replacement Reserve						
Education	6,000,000	6,000,000	6,000,000	6,000,000	6,000,000	30,000,000
Fire	4,000,000	4,000,000	4,000,000	4,000,000	4,000,000	20,000,000
Police	3,500,000	3,500,000	3,500,000	3,500,000	3,500,000	17,500,000
Total	13,500,000	13,500,000	13,500,000	13,500,000	13,500,000	67,500,000

Enterprise Fund - Utilities						
Public Utilities - Sewer	57,450,000	59,700,000	27,700,000	75,700,000	40,700,000	261,250,000
Public Utilities - Water	18,000,000	11,950,000	7,750,000	11,300,000	11,250,000	60,250,000
Total	75,450,000	71,650,000	35,450,000	87,000,000	51,950,000	321,500,000

Grand Total 358,942,402 468,039,975 404,925,145 435,299,523 401,767,357 2,068,974,402

By Revenue Source	FY2022-23	FY2023-24	FY2024-25	FY2025-26	FY2026-27	Total
Capital Projects Fund						
CVTA	32,500,000	27,500,000	27,500,000	27,500,000	27,500,000	142,500,000
G.O. Bonds - Education - 2022 proposed	0	96,300,000	84,000,000	27,500,000	46,000,000	253,800,000
G.O. Bonds - General Gov't - 2022 prop.	0	33,300,000	18,200,000	45,000,000	29,900,000	126,400,000
General Fund	25,348,000	14,500,000	14,500,000	14,500,000	14,500,000	83,348,000
General Fund - Education Meals Tax	14,000,000	9,000,000	9,000,000	9,000,000	9,000,000	50,000,000
GF - Bond Project Planning Reserve	15,000,000	0	0	0	0	15,000,000
No Funding Source	181,394,402	200,539,975	201,025,145	209,549,523	207,667,357	1,000,176,402
Other Local Revenue	1,750,000	1,750,000	1,750,000	1,750,000	1,750,000	8,750,000
Total	269,992,402	382,889,975	355,975,145	334,799,523	336,317,357	1,679,974,402

Vehicle Replacement Reserve						
General Fund	13,500,000	13,500,000	13,500,000	13,500,000	13,500,000	67,500,000
Total	13,500,000	13,500,000	13,500,000	13,500,000	13,500,000	67,500,000

Enterprise Fund - Utilities						
Enterprise Fund	75,450,000	71,650,000	35,450,000	87,000,000	51,950,000	321,500,000
Total	75,450,000	71,650,000	35,450,000	87,000,000	51,950,000	321,500,000

Grand Total 358,942,402 468,039,975 404,925,145 435,299,523 401,767,357 2,068,974,402

Capital Improvement Program Requests Summary

Fiscal Year 2021-22 through Fiscal Year 2025-26

By Project Type	FY2022-23	FY2023-24	FY2024-25	FY2025-26	FY2026-27	Total
Capital Projects Fund						
Addition and Renovation	0	0	3,200,000	0	3,400,000	6,600,000
Building (New)	16,152,940	118,091,870	87,323,172	62,105,986	74,863,726	358,537,694
Building Addition	0	0	0		2,145,585	2,145,585
Building Improvement	24,333,863	21,368,049	25,871,792	40,501,607	24,350,000	136,425,311
Drainage	1,750,000	12,556,056	12,907,181	12,595,930	12,235,046	52,044,213
Feasibility/Programming Study	0	0	0	0	0	0
Land	0	0	0	0	0	0
Park	5,000,000	12,500,000	2,500,000	0	2,500,000	22,500,000
Roadway	204,540,000	204,540,000	204,540,000	204,540,000	204,540,000	1,022,700,000
Site Improvement	4,875,599	7,571,000	13,110,000	7,558,000	6,000,000	39,114,599
Stormwater	2,348,000	2,348,000	2,348,000	2,348,000	2,348,000	11,740,000
Technology Improvement	10,992,000	3,915,000	4,175,000	5,150,000	3,935,000	28,167,000
Total	269,992,402	382,889,975	355,975,145	334,799,523	336,317,357	1,679,974,402
Vehicle Replacement Reserve						
Vehicle Replacement Reserve	13,500,000	13,500,000	13,500,000	13,500,000	13,500,000	67,500,000
Total	13,500,000	13,500,000	13,500,000	13,500,000	13,500,000	67,500,000
Enterprise Fund - Utilities						
Sewer	57,450,000	59,700,000	27,700,000	75,700,000	40,700,000	261,250,000
Water	18,000,000	11,950,000	7,750,000	11,300,000	11,250,000	60,250,000
Total	75,450,000	71,650,000	35,450,000	87,000,000	51,950,000	321,500,000
Grand Total	358,942,402	468,039,975	404,925,145	435,299,523	401,767,357	2,068,974,402

Proposed November 2022 Bond Referendum

Project Total: \$511.4 Million Over Six Years

	District	Total
Education:		Fiscal Year 2024-29
New:		
Environmental Education Living Building	Varina	13,300,000
New Fairfield ES	Fairfield	46,000,000
New West End ES	Three Chopt	47,700,000
Additions/Renovations:		
Davis ES + Capacity	Three Chopt	36,000,000
Longan ES + Capacity	Brookland	37,000,000
Quiocassin MS Rebuild	Tuckahoe	89,000,000
Johnson ES Renovation	Brookland	26,500,000
Highland Springs ES Rebuild	Varina	45,000,000
Total Education:		340,500,000
General Government:		
Fire & Public Safety		
Firehouse #6 Relocation	Varina	13,300,000
Firehouse #1 Relocation	Fairfield	16,000,000
Firehouse #14 Addition/ Renovation	Varina	1,500,000
Firehouse #15 Addition/ Renovation	Brookland	1,700,000
Firehouse #16 Addition/ Renovation	Three Chopt	1,400,000
Firehouse #17 Addition/ Renovation	Tuckahoe	2,000,000
Firehouse #11 Rebuild	Fairfield	15,000,000
Animal Shelter	General Government	15,000,000
Public Safety Training Center	General Government	18,000,000
Total Public Safety:		83,900,000
Public Works		
Drainage improvements	Countywide	50,000,000
Total Public Works:		50,000,000
Recreation & Parks		
Three Chopt Area Park & Road Improvement	Three Chopt	25,000,000
Tuckahoe Creek Park	Tuckahoe	5,000,000
Deep Bottom Park	Varina	7,000,000
Total Recreation and Parks:		37,000,000
Total General Government:		170,900,000
TOTAL GENERAL GOVERNMENT AND SCHOOLS:		511,400,000

Capital Improvement Program Five Year Summary FY23 through FY27

Department Requests by Fiscal Year and Priority Number - Capital Projects Fund - Fund 21 and Fund 22

Project	Priority	Type	District	Recommended FY23	Request FY23	Request FY24	Request FY25	Request FY26	Request FY27	Total Five Year	
Community Revitalization											
		1	Site Improvement	Countywide	2,000,000	0	0	0	0	0	0
		2	Site Improvement	Countywide	750,000						
				2,750,000	0	0	0	0	0	0	
Education											
06741	Virginia Randolph Partial Replacement		Building Improvement	Fairfield	5,000,000	0	0	0	0	0	0
00518/00527	Roof and Mechanical Improvements	1	Building Improvement	Countywide	2,500,000	3,500,000	3,500,000	3,500,000	3,500,000	3,500,000	17,500,000
09098	Technology Improvements	2	Technology Improvement	Countywide	2,000,000	2,000,000	2,000,000	2,000,000	2,000,000	2,000,000	10,000,000
New	HCPS Central Office Fairfield Annex-HVAC Replacement	3	Building Improvement	Fairfield	0	925,000	0	0	0	0	925,000
06899	Meals Tax	4	Building Improvement	Countywide	9,000,000	9,000,000	9,000,000	9,000,000	9,000,000	9,000,000	45,000,000
06672	Jackson Davis ES Replacement	5	Building (New)	Three Chopt	5,000,000	5,000,000	36,000,000	0	0	0	41,000,000
06673	Longan ES Replacement	6	Building (New)	Brookland	5,000,000	5,000,000	37,000,000	0	0	0	42,000,000
New	Environmental Center Living Building	7	Building (New)	Varina	3,000,000	3,000,000	13,300,000	0	0	0	16,300,000
08773	Quiocasin MS Replacement	8	Building (New)	Tuckahoe	0	0	10,000,000	79,000,000	0	0	89,000,000
06292	Johnson ES Renovation	9	Building Improvement	Brookland	0	0	0	5,000,000	21,500,000	0	26,500,000
08912	New Fairfield ES	10	Building (New)	Fairfield	0	0	0	0	6,000,000	39,000,000	45,000,000
06743	Highland Spring ES Rebuild	11	Building Improvement	Varina	0	0	0	0	0	6,000,000	6,000,000
				Department Subtotal	31,500,000	28,425,000	110,800,000	98,500,000	42,000,000	59,500,000	339,225,000
Fire											
06177	Firehouse #6 Relocation and Construction	1	Building (New)	Varina	2,000,000	2,000,000	13,300,000	0	0	0	15,300,000
08995	Firehouse #14 Addition and Renovation	2	Addition and Renovation	Varina	0	0	0	1,500,000	0	0	1,500,000
08994	Firehouse #15 Addition and Renovation	3	Addition and Renovation	Brookland	0	0	0	1,700,000	0	0	1,700,000
06366	Firehouse #1 Relocation and Construction	4	Building (New)	Fairfield	0	0	0	2,000,000	14,000,000	0	16,000,000
06519	Firehouse #4 Relocation and Construction	5	Building (New)	Varina	0	0	0	2,765,786	12,094,318	0	14,860,104
08993	Firehouse #16 Addition and Renovation	6	Addition and Renovation	Three Chopt	0	0	0	0	0	1,400,000	1,400,000
06529	Firehouse #17 Addition and Renovation	7	Addition and Renovation	Tuckahoe	0	0	0	0	0	2,000,000	2,000,000
				Department Subtotal	2,000,000	2,000,000	13,300,000	7,965,786	26,094,318	3,400,000	52,760,104
General Services											
00572	Mechanical Improvements	1	Building Improvement	General Government	1,000,000	2,000,000	2,000,000	2,000,000	2,000,000	2,000,000	10,000,000
00425	Roof Replacement and Rehabilitation	2	Building Improvement	General Government	600,000	1,200,000	1,200,000	1,200,000	1,200,000	1,200,000	6,000,000
08768	Juvenile Courts Parking Lot Expansion	3	Site Improvement	General Government	0	805,599	0	0	0	0	805,599
00423	Pavement Rehabilitation	4	Site Improvement	General Government	500,000	900,000	900,000	900,000	900,000	900,000	4,500,000
06477	Small Project Improvements and Renovations	5	Building Improvement	General Government	200,000	500,000	500,000	500,000	500,000	500,000	2,500,000
01198	Energy Management	6	Building Improvement	General Government	200,000	500,000	500,000	500,000	500,000	500,000	2,500,000
New	Administration, Annex, and Courts Building Office Space R	7	Building Improvement	General Government	1,000,000	2,700,000	2,500,000	0	0	0	5,200,000
01199	County Generator Program	8	Building Improvement	General Government	0	650,000	650,000	650,000	650,000	650,000	3,250,000
08767	County Buildings Restroom Refresh	9	Building Improvement	General Government	0	1,000,000	1,000,000	1,000,000	1,000,000	1,000,000	5,000,000
06103	CAM East & Road Crew Building	10	Building (New)	General Government	0	0	0	0	3,257,480	2,004,028	5,261,508
				Department Subtotal	3,500,000	10,255,599	9,250,000	6,750,000	10,007,480	8,754,028	45,017,107
Information Technology											
09185	ERP Replacement	1	Technology Improvement	General Government	0	6,000,000	0	0	0	0	6,000,000
06481	Information Technology Projects	2	Technology Improvement	General Government	1,500,000	2,392,000	1,765,000	2,025,000	3,000,000	1,785,000	10,967,000
00429	Geographic Information System	3	Technology Improvement	General Government	150,000	150,000	150,000	150,000	150,000	150,000	750,000
New	E-911 Center Phone System Replacement	4	Technology Improvement	Countywide	450,000	450,000	0	0	0	0	450,000
				Department Subtotal	2,100,000	8,992,000	1,915,000	2,175,000	3,150,000	1,935,000	18,167,000

Project	Priority	Type	District	Recommended FY23	Request FY23	Request FY24	Request FY25	Request FY26	Request FY27	Total Five Year
Mental Health										
06662		Woodman Road Expansion Construction	1 Building Addition	General Government	0	0	0	0	2,145,585	2,145,585
Department Subtotal				0	0	0	0	0	2,145,585	2,145,585
Police										
08567		Police South Station	1 Building (New)	General Government	1,150,000	1,152,940	8,491,870	0	0	9,644,810
08874		Range Improvements	2 Building Improvement	General Government	0	0	405,479	1,733,491	0	2,138,970
New		Standalone Communications Center	3 Building (New)	General Government	0	0	0	557,386	3,274,435	3,831,821
New		EVOT Training Facility	4 Building (New)	General Government	0	0	0	1,751,917	10,680,956	12,432,873
08873		Canine Facility	5 Building (New)	General Government	0	0	0	0	317,650	317,650
08750		Range Classroom	6 Building (New)	Varina	0	0	0	0	352,244	352,244
Department Subtotal				1,150,000	1,152,940	8,897,349	2,290,877	5,026,352	11,350,850	28,718,368
Public Library										
07034		Tuckahoe Library Teen Relocation/Repurpose	1 Building Improvement	Tuckahoe	0	0	112,570	677,941	0	790,511
07033		Twin Hickory Library Renew/Repurpose	2 Building Improvement	Three Chopt	0	0	0	110,360	651,607	761,967
Department Subtotal				0	0	112,570	788,301	651,607	0	1,552,478
Public Safety										
New		Animal Adoption Center	1 Building (New)	General Government	0	0	0	3,000,000	12,000,000	15,000,000
08991		Public Safety Training Center	2 Building (New)	General Government	0	0	0	9,000,000	9,000,000	18,000,000
Department Subtotal				0	0	0	3,000,000	21,000,000	9,000,000	33,000,000
Public Works - Drainage										
00363		Minor Drainage Improvements	1 Drainage	Countywide	500,000	500,000	500,000	500,000	500,000	2,500,000
08932		Countywide Creeks and Streams	2 Drainage	Countywide	750,000	750,000	750,000	750,000	750,000	3,750,000
New		Countywide Acquisitions	3 Drainage	Countywide	500,000	500,000	500,000	500,000	500,000	2,500,000
Asst		Designated Drainage Projects	4 Drainage	Countywide	0	0	10,806,056	11,157,181	10,845,930	43,294,213
Department Subtotal				1,750,000	1,750,000	12,556,056	12,907,181	12,595,930	12,235,046	52,044,213
Public Works - Roadway										
06837		Countywide Pedestrian Improvements	1 Roadway	Countywide	2,500,000	2,500,000	2,500,000	2,500,000	2,500,000	12,500,000
Asst		Highway Interchanges Projects	2 Roadway	Countywide	0	24,000,000	24,000,000	24,000,000	24,000,000	120,000,000
Asst		Roadway Projects	3 Roadway	Countywide	25,000,000	114,640,000	114,640,000	114,640,000	114,640,000	573,200,000
Asst		Bike/Pedestrian Projects	4 Roadway	Countywide	2,500,000	22,900,000	22,900,000	22,900,000	22,900,000	114,500,000
Asst		Multimodal Projects	5 Roadway	Countywide	0	40,500,000	40,500,000	40,500,000	40,500,000	202,500,000
Department Subtotal				30,000,000	204,540,000	204,540,000	204,540,000	204,540,000	204,540,000	1,022,700,000
Public Works - Stormwater										
07046		Chesapeake Bay TMDL/MS4 Compliance	1 Stormwater	Countywide	2,348,000	2,348,000	2,348,000	2,348,000	2,348,000	11,740,000
Department Subtotal				2,348,000	2,348,000	2,348,000	2,348,000	2,348,000	2,348,000	11,740,000
Recreation										
08770		Indoor Sports Facility	Building (New)	Countywide	5,000,000	0	0	0	0	0
06194		Facility Rehabilitation	1 Site Improvement	Countywide	1,000,000	3,170,000	951,000	0	0	4,121,000
New		Three Chopt Area Park & Road Improvements	2 Park	Three Chopt	5,000,000	5,000,000	10,000,000	0	2,500,000	17,500,000
06246		Tuckahoe Creek Park	3 Park	Tuckahoe	0	0	2,500,000	2,500,000	0	5,000,000
New		Facility Rehab - Vawter/Glen Lea Park	4 Site Improvement	Fairfield	0	0	5,720,000	0	0	5,720,000
New		Facility Rehab - Echo Lake Park	5 Site Improvement	Brookland	0	0	0	5,970,000	0	5,970,000
New		Facility Rehab - Laurel Park	6 Site Improvement	Brookland	0	0	0	6,240,000	0	6,240,000
New		Facility - Rehab - Playgrounds	7 Site Improvement	Countywide	0	0	0	0	6,658,000	6,658,000
New		Facility Rehab - Turf/Infill Replacement	8 Site Improvement	Brookland	0	0	0	0	5,100,000	5,100,000
Department Subtotal				11,000,000	8,170,000	19,171,000	14,710,000	6,658,000	7,600,000	56,309,000
Sheriff										
New		Jail Security Projects	1 Building Improvement	General Government	1,250,000	2,358,863	0	0	0	2,358,863
Department Subtotal				1,250,000	2,358,863	0	0	0	0	2,358,863

Project	Priority	Type	District	Recommended FY23	Request FY23	Request FY24	Request FY25	Request FY26	Request FY27	Total Five Year	
Woodman Rd Complex											
06213	Recreation & Parks	Western Maintenance Facility	1 Building (New)	Fairfield	0	0	0	0	727,836	4,216,448	4,944,284
08599	Woodman Police and Fire	Installation Shop (CAM)	2 Building (New)	Fairfield	0	0	0	0	0	9,292,400	9,292,400
				Department Subtotal	0	0	0	0	727,836	13,508,848	14,236,684
Vehicle Replacement- Fund 22											
	School Bus Replacement	Vehicle Replacement	Countywide	6,000,000	6,000,000	6,000,000	6,000,000	6,000,000	6,000,000	30,000,000	
	Vehicle Replacement - Police	Vehicle Replacement	Countywide	3,500,000	4,000,000	4,000,000	4,000,000	4,000,000	4,000,000	20,000,000	
	Vehicle Replacement - Fire	Vehicle Replacement	Countywide	4,000,000	3,500,000	3,500,000	3,500,000	3,500,000	3,500,000	17,500,000	
				Department Subtotal	13,500,000	13,500,000	13,500,000	13,500,000	13,500,000	13,500,000	67,500,000
Grand Total - Capital Projects Fund				102,848,000	283,492,402	396,389,975	369,475,145	348,299,523	349,817,357	1,747,474,402	

Capital Improvement Program FY2022-23 through FY2026-27
Department Requests by Fiscal Year and Priority Number - Enterprise Fund - Fund 51

Project	Priority	Type	Source	District	FY22-23	FY22-23	FY23-24	FY24-25	FY25-26	FY26-27	Total	
					Recommended	Request	Request	Request	Request	Request	Five Year	
Public Utilities - Sewer												
00782	New Sewer Connections	1	Sewer	Enterprise Fund	Countywide	350,000	350,000	350,000	350,000	350,000	350,000	1,750,000
00772	Sewer Line Extensions	2	Sewer	Enterprise Fund	Countywide	550,000	550,000	550,000	550,000	550,000	550,000	2,750,000
00732	Sewer Line Rehabilitation	3	Sewer	Enterprise Fund	Countywide	5,000,000	5,000,000	4,000,000	5,000,000	5,000,000	5,000,000	24,000,000
00743	Sewer Pump Station Improvements	4	Sewer	Enterprise Fund	Countywide	3,000,000	3,000,000	1,500,000	2,000,000	2,000,000	2,000,000	10,500,000
00737	Sewer Reloc., Adjustments & Crossings	5	Sewer	Enterprise Fund	Countywide	200,000	200,000	200,000	200,000	200,000	200,000	1,000,000
00725	Plan Review and Inspection	6	Sewer	Enterprise Fund	Countywide	2,600,000	2,600,000	2,600,000	2,600,000	2,600,000	2,600,000	13,000,000
08172	Water Reclamation Facility Improvements	7	Sewer	Enterprise Fund	Varina	1,000,000	1,000,000	1,000,000	1,000,000	1,000,000	1,000,000	5,000,000
01076	Sewer Sub-Basin Area Wide Sewer Rehab	8	Sewer	Enterprise Fund	Countywide	9,000,000	9,000,000	9,000,000	5,000,000	15,000,000	8,500,000	46,500,000
09176	Westwood Improvements	9	Sewer	Enterprise Fund	Brookland	13,000,000	13,000,000	0	0	0	0	13,000,000
06152	Gambles Mill SPS FEB Modification	10	Sewer	Enterprise Fund	Tuckahoe	6,000,000	6,000,000	0	0	0	0	6,000,000
06450	White Oak SPS FM	11	Sewer	Enterprise Fund	Varina	7,750,000	7,750,000	0	0	0	0	7,750,000
07027	Deep Run Outfall	12	Sewer	Enterprise Fund	Three Chopt	2,000,000	2,000,000	0	0	18,000,000	0	20,000,000
06838	Allens and Rooty Branch Force Main Upgrade	13	Sewer	Enterprise Fund	B, TC	2,000,000	2,000,000	0	0	10,000,000	0	12,000,000
06159	Almond Creek Force Main	14	Sewer	Enterprise Fund	Varina	0	0	8,500,000	0	0	0	8,500,000
06666	Horsepen Branch Trunk Sewer	15	Sewer	Enterprise Fund	Brookland	0	0	27,000,000	0	0	0	27,000,000
06667	Tuckahoe Creek Trunk Sewer Rehab	16	Sewer	Enterprise Fund	TC, T	0	0	5,000,000	0	0	20,000,000	25,000,000
06154	North Run Trunk Sewer	17	Sewer	Enterprise Fund	Fairfield	0	0	0	6,500,000	0	0	6,500,000
06158	Hungary Creek Trunk Sewer	18	Sewer	Enterprise Fund	B, F	0	0	0	4,500,000	0	0	4,500,000
06449	White Oak SPS Improvements	19	Sewer	Enterprise Fund	Varina	2,000,000	2,000,000	0	0	0	0	2,000,000
07026	Rooty Branch SPS Replacement	20	Sewer	Enterprise Fund	Three Chopt	2,000,000	2,000,000	0	0	10,000,000	0	12,000,000
07028	Rooty Branch Force Main	21	Sewer	Enterprise Fund	Three Chopt	1,000,000	1,000,000	0	0	5,000,000	0	6,000,000
07029	Gillies Creek SPS Flow Equalization Basin	22	Sewer	Enterprise Fund	Varina	0	0	0	0	6,000,000	0	6,000,000
06155	Almond Creek Trunk Sewer Line	23	Sewer	Enterprise Fund	Varina	0	0	0	0	0	500,000	500,000
Department Subtotal					57,450,000	57,450,000	59,700,000	27,700,000	75,700,000	40,700,000	261,250,000	
Public Utilities - Water												
00771	New Water Connections	1	Water	Enterprise Fund	Countywide	200,000	200,000	200,000	200,000	200,000	200,000	1,000,000
00770	Water Line Extensions	2	Water	Enterprise Fund	Countywide	300,000	300,000	300,000	300,000	300,000	300,000	1,500,000
00768	Water Line Rehabilitation	3	Water	Enterprise Fund	Countywide	4,000,000	4,000,000	4,000,000	4,000,000	5,000,000	5,000,000	22,000,000
00769	Water Pumping Station Improvements	4	Water	Enterprise Fund	Countywide	500,000	500,000	1,000,000	1,000,000	1,000,000	1,000,000	4,500,000
00767	Water Reloc., Adjustments & Crossings	5	Water	Enterprise Fund	Countywide	200,000	200,000	200,000	200,000	200,000	200,000	1,000,000
00780	Water Meters	6	Water	Enterprise Fund	Countywide	1,300,000	1,300,000	1,300,000	1,300,000	1,300,000	1,300,000	6,500,000
08171	Water Treatment Facility Improvements	7	Water	Enterprise Fund	Three Chopt	3,700,000	3,700,000	750,000	750,000	750,000	750,000	6,700,000
00811	Information Technology Projects	8	Water	Enterprise Fund	Countywide	5,000,000	5,000,000	0	0	0	0	5,000,000
06615	Ridge Water Pressure Zone	9	Water	Enterprise Fund	Tuckahoe	2,800,000	2,800,000	0	0	0	0	2,800,000
06118	Sadler Road 12" Water Line	10	Water	Enterprise Fund	Three Chopt	0	0	1,500,000	0	0	0	1,500,000
00020	Richmond Henrico Water Main	11	Water	Enterprise Fund	Fairfield	0	0	1,000,000	0	0	0	1,000,000
New	Three Chopt Road Water Main Improvements	12	Water	Enterprise Fund	Three Chopt	0	0	1,700,000	0	0	0	1,700,000
06119	Laburnum Ave Water Booster Station	13	Water	Enterprise Fund	Fairfield	0	0	0	0	800,000	2,500,000	3,300,000
08555	Portugee Road Water Pumping Station	14	Water	Enterprise Fund	Varina	0	0	0	0	1,000,000	0	1,000,000
08556	Old Williamsburg Water Pumping Station	15	Water	Enterprise Fund	Varina	0	0	0	0	750,000	0	750,000
Department Subtotal					18,000,000	18,000,000	11,950,000	7,750,000	11,300,000	11,250,000	60,250,000	
Grand Total - Enterprise W/S Fund					75,450,000	75,450,000	71,650,000	35,450,000	87,000,000	51,950,000	321,500,000	



**Capital Improvement Program
Fiscal Years 2027-28 through 2031-32
Projects Identified by Department
Capital Projects Fund**

Department	Project Name	Year	Cost
Education			
	Highland Springs ES Rebuild	FY28	41,700,000
	New West Area ES	FY28-FY29	47,700,000
	Holladay ES Renovation	FY28-FY29	26,400,000
	Carver ES Renovation	FY29-FY30	27,500,000
	Dumbarton ES Renovation	FY29-FY30	35,700,000
	Three Chopt ES Renovation	FY29-FY30	21,000,000
	Hermitage HS Renovation	FY30-FY31	123,000,000
	Donahoe ES Renovation	FY30-FY31	26,300,000
	Glen Allen ES Renovation	FY31-FY32	30,000,000
	Rolfe MS Renovation	FY31-FY32	74,500,000
	Godwin HS Renovation	FY31-FY33	90,000,000
	Gayton ES Renovation	FY31-FY34	32,000,000
Electoral Board			
	Registrar Building	FY28	5,000,000
Fire			
	Firehouse #11 Rebuild	FY28-FY29	15,000,000
General Services			
	CAM East & Road Crew Building	FY28	27,013,351
	Eastern Government Swing Space Building	FY28	15,340,641
	Eastern Government Center Renovations	FY29	9,059,016
Mental Health			
	Woodman Rd Expansion (Completion)	FY28	14,790,366
Police			
	Canine Facility	FY28	1,689,958
	Range Classroom	FY28	2,053,268
	West Station	FY29	8,241,258
	Range Tactical Training Facility	FY30	3,101,492
	Gym/Training Facility	FY31	5,817,884
Recreation			
	Three Chopt Area Park & Road Improvements	FY28	12,500,000
	Synthetic Turf Replacement	FY28	2,010,000
	Deep Bottom Boat Landing	FY29	7,000,000
	Synthetic Turf and Track Replacements	FY29	670,000
	Playground Replacements	FY30	1,500,000
	Synthetic Turf and Track Replacement	FY31	2,010,000
	Synthetic Turf and Track Replacements	FY32	670,000
Public Works			
	Gaskins Rd Interchange @ I-64 Three Chopt Rd to Mayland Dr		30,000,000
	W. Broad St. Interchange @ I-64 Dominion Blvd to Tom Leonard Dr		160,000,000
	Wilton Rd @ Route 895 Wilton Rd to Mill Rd		60,000,000
	Woodman Rd @ 295 Mountain Rd to Greenwood Rd		10,000,000
	Arterial & Collector Roadways - Shoulder Widening		25,000,000
	Bethlehem Rd - Libbie Ave to Dicks Rd		6,500,000
	Charles City Rd - Laburnum Ave to Monahan Dr		15,000,000
	Charles City Rd - Williamsburg Rd to Easport Blvd		26,000,000
	Church Rd - Three Chopt Rd to John Rolfe Pkwy		31,000,000
	Courtney Rd - Staples Mill Rd to Mountain Rd		12,500,000
	Cox Road - Cedar Knoll Ln to Church Rd		7,000,000
	Cox Road Bridges - Over I-64		40,000,000
	Creighton Rd - Cedar Fork Rd to County Line		26,000,000
	Darbytown Rd - City Limits to Laburnum Ave		65,000,000
	Greenwood Rd - Branch Rd to County Line		26,000,000
	Harvie Rd - Laburnum Ave to Mechanicsville Tpke		8,000,000
	Lauderdale Dr - Westbriar Dr to Edenbury Dr		8,000,000
	Masonic Lane/Brittles Lane - Nine Mile Rd to Williamsburg Rd		26,000,000
	Midview Rd - New Market Rd to Williamsburg Rd		25,000,000
	N. Gayton Rd - W. Broad to Lauderdale Dr		23,000,000
Department	Project Name	Year	Cost
Public Works (cont.)			
	Nine Mile Rd (Ph 2) - City Limits to Laburnum Ave		16,000,000
	Old Osborne Tpke (Rte 5) - City Limits to New Osborne Tpke		20,000,000

**Capital Improvement Program
Fiscal Years 2027-28 through 2031-32
Projects Identified by Department**

Parham Rd - Skipwith Rd to W. Broad St	3,000,000
Pemberton Rd - Quioccasin Rd. to W. Broad St	42,000,000
Pouncey Tract Rd - N. Gayton Rd to Nuckols Rd.	13,000,000
S. Laburnum Ave - Williamsburg Rd to Nine Mile Rd	15,000,000
Springfield Rd - Francistown Rd to Olde Millbrooke Way	25,000,000
Staples Mill Rd - Glenside Dr to Parham Rd	15,000,000
Three Chopt Rd - Gaskins Rd to Horsepen RD	45,000,000
W. Broad St - Glenside Dr	6,000,000
W. Broad St - Parham Rd	15,000,000
Williamsburg Rd - S. Laburnum Ave to Nine Mile Rd	35,000,000
Williamsburg Rd (Ph 2) - S Laburnum Ave to City Limits	10,000,000
Woodman Rd - Terry Dr to Hungary Rd	15,000,000
Eastern Henrico - Connectors Trails Mixed Use Trails	25,000,000
James River Heritage Trail - City of Richmond to Goochland County Line Mixed Use Trail	30,000,000
Mountain Road Trail - Woodman Rd to Staples Mill Rd Mixed Use Trail	12,000,000
School Walk Areas - Countywide Bike/Ped facilities	10,000,000
Western Henrico - Connector Trails Mixed Used Trails	25,000,000
ATMS - Phase IV Countywide Signal/ITS Improvements	25,000,000
Arterial Roadways - Countywide Bike/Pedestrian/Transit Stop Improvements	25,000,000
Collector Roadways - Countywide Bike, Pedestrian, Transit Stop Improvements	20,000,000
Park & Ride - Old Osborne Turnpike (Rte 5)	6,000,000
Transit Improvements - Route 1 Corridor BRT Service	17,000,000
Transit Improvements - Existing Routes Increased Service Frequency	4,000,000
Transit Improvements - W. Broad Street - Old Osborne Turnpike BRT Extension	30,000,000
Transportation Study - Countywide Traffic Calming Program	12,500,000

Sheriff

Jail East Special Housing Unit	FY28	40,260,432
--------------------------------	------	------------

Enterprise Fund

Public Utilities

Almond Creek Trunk Sewer Main	FY28	3,000,000
North Run Trunk Sewer	FY28	30,000,000
Hungary Creek Trunk Sewer	FY28	25,000,000
Portugee Rd Water Pump Station	FY28	4,500,000
Old Williamsburg Water Pump Station	FY28	3,000,000
Ridge Water Pressure Zone	FY29	2,300,000
Upham Brook Storage Facilities	FY29	22,000,000
Gambles Mill FEB & Emergency Generator	FY30	14,000,000
Allen's Branch SPS Improvements & FM	FY32	4,500,000
Water Reclamation Facility Expansion	FY32	42,000,000
Deep Run SPS	FY32	3,500,000
Deep Run FM	FY32	3,500,000
WRF FEB	FY33	48,000,000
New Market & Buffin Rd FM Phase 2	FY33	14,500,000
New Market SPS upgrade	FY33	3,800,000
Lawrence Water Pressure Zone Imp	FY33	3,300,000
DPU Operations Center	FY33	50,000,000

Capital Improvement Program Five Year Summary FY2022-23 through FY2031-32

Capital Projects Fund - Department Requests by Fiscal Year and Priority Number

Education

Project	Priority	Recommended FY23	Request FY23	Request FY24	Request FY25	Request FY26	Request FY27	Request FY28-FY32	Total Ten Year
06741	Virginia Randolph Partial Replacement Construction	5,000,000	0	0	0	0	0	0	0
00518/00527	Mechanical and Roof Replacements	1	2,500,000	3,500,000	3,500,000	3,500,000	3,500,000	3,500,000	0 17,500,000
09098	Technology Improvements	2	2,000,000	2,000,000	2,000,000	2,000,000	2,000,000	2,000,000	0 10,000,000
New	HCPS Central Office Annex - HVAC Replacement	3	0	925,000	0	0	0	0	0 925,000
06899	Meals Tax	4	9,000,000	9,000,000	9,000,000	9,000,000	9,000,000	9,000,000	0 45,000,000
06672	Jackson Davis ES Replacement	5	5,000,000	5,000,000	36,000,000	0	0	0	0 41,000,000
06673	Longan ES Replacement	6	5,000,000	5,000,000	37,000,000	0	0	0	0 42,000,000
New	Environmental Center Living Building	7	3,000,000	3,000,000	13,300,000	0	0	0	0 16,300,000
08773	Quiocassin MS Replacement	8	0	0	10,000,000	79,000,000	0	0	0 89,000,000
New	Johnson ES Renovation	9	0	0	0	5,000,000	21,500,000	0	0 26,500,000
08912	Fairfield Area ES	10	0	0	0	0	6,000,000	40,000,000	0 46,000,000
06743	Highland Springs ES Renovation	11	0	0	0	0	0	6,000,000	39,000,000 45,000,000
New	New West Area ES	12	0	0	0	0	0	0	47,700,000 47,700,000
06744	Holladay ES Renovation	13	0	0	0	0	0	0	26,400,000 26,400,000
06746	Carver ES Renovation	14	0	0	0	0	0	0	27,500,000 27,500,000
08772	Dumbarton ES Renovation	15	0	0	0	0	0	0	35,700,000 35,700,000
08774	Three Chopt ES Renovation	16	0	0	0	0	0	0	21,000,000 21,000,000
08775	Hermitage HS Renovation	17	0	0	0	0	0	123,000,000	123,000,000
New	Donahoe ES Renovation	18	0	0	0	0	0	0	26,300,000 26,300,000
New	Glen Allen ES Renovation	19	0	0	0	0	0	0	30,000,000 30,000,000
New	Rolfe MS Renovation	20	0	0	0	0	0	0	74,500,000 74,500,000
New	Godwin HS Renovation	21	0	0	0	0	0	0	90,000,000 90,000,000
New	Gayton ES Renovation	22	0	0	0	0	0	0	32,000,000 32,000,000
Department Subtotal		26,500,000	28,425,000	110,800,000	98,500,000	42,000,000	60,500,000	573,100,000	913,325,000

Roof Replacements – 00518/ Mechanical Improvements - 00527

Department Education	Funding Source General Fund	Project Location Countywide
Magisterial District Countywide	Project Classification Building Improvement	Project Type Recurring

Project Description:

This project encompasses the repair, rehabilitation of school facility roofs with standing seam metal roofing, miscellaneous roof repairs, miscellaneous canopy repairs, and roof coatings and various types of mechanical improvements including air conditioning renovations, improvements and replacements; heating system renovations; communication, electrical, and security system upgrades; energy savings upgrades; and lighting improvements. The project allows repair and replacement of school facility components on a systematic basis.

Service Impact:

Project will ensure future delivery of existing services provided.

Operating Impacts:

Project maintains the existing building infrastructure of Henrico County Public Schools.

Project Milestones:

- Budget balance of project 00518 as of 11/3/21 is \$2.6M.
- Current budget balance of project 00527 as of 11/3/21 is \$327,305.
- \$10,034,508 was allocated by the Virginia Department of Education from the American Rescue Plan Act for HVAC improvements.
- \$2,500,000 has been allocated annually dating back to FY98-99.

Project Cost Breakdown/Operating Budget Impacts

	Prior Year	FY23	FY24	FY25	FY26	FY27	Total FY23-27
Project Breakdown							
Planning & Design	\$-	\$-	\$-	\$-	\$-	\$-	\$-
Land	-	-	-	-	-	-	-
Offsite Improvements/Utilities	-	-	-	-	-	-	-
Construction	2,500,000	3,500,000	3,500,000	3,500,000	3,500,000	3,500,000	17,500,000
Other	-	-	-	-	-	-	-
FFE	-	-	-	-	-	-	-
Total	\$2,500,000	\$3,500,000	\$3,500,000	\$3,500,000	\$3,500,000	\$3,500,000	\$17,500,000
Operating Budget Impacts							
Personnel (incremental)	\$-	\$-	\$-	\$-	\$-	\$-	\$-
Operating (incremental)	-	-	-	-	-	-	-
Total Operating Impact	\$-	\$-	\$-	\$-	\$-	\$-	\$-

Technology Improvements - 09098

Department Education	Funding Source General Fund	Project Location Countywide
Magisterial District Countywide	Project Classification Technology Improvement	Project Type Recurring

Project Description:

Upgrade and replace current technology critical to instructional programs. Infrastructure needed:

- Data Center Server, Storage and Networking
- Data Center Software and Applications
- Network Cable refresh for all locations - by HS, MS, ES
- Auditorium Projection Systems

Service Impact:

Project will improve the delivery of existing services provided.

Operating Impacts:

Project maintains the technology infrastructure backbone of Henrico County Public Schools creating a more efficient and longer lasting technology base.

Project Milestones:

- FY22 Funding \$2.0M.
- FY24 to FY25 - Infrastructure refresh.
- FY25 to FY26 - Auditorium Projection System refresh.
- Current balance as of 11/3/21 is \$2.0M

Project Cost Breakdown/Operating Budget Impacts

	Prior Year	FY23	FY24	FY25	FY26	FY27	Total FY23-27
Project Breakdown							
Planning & Design	\$-	\$-	\$-	\$-	\$-	\$-	\$-
Land	-	-	-	-	-	-	-
Offsite Improvements/Utilities	-	-	-	-	-	-	-
Construction	-	-	-	-	-	-	-
Other	2,000,000	2,000,000	2,000,000	2,000,000	2,000,000	2,000,000	10,000,000
FFE	-	-	-	-	-	-	-
Total	\$2,000,000	\$2,000,000	\$2,000,000	\$2,000,000	\$2,000,000	\$2,000,000	\$10,000,000
Operating Budget Impacts							
Personnel (incremental)	\$-	\$-	\$-	\$-	\$-	\$-	\$-
Operating (incremental)	-	-	-	-	-	-	-
Total Operating Impact	\$-	\$-	\$-	\$-	\$-	\$-	\$-

HCPS Central Office Annex- HVAC Replacement - New

Department Education	Funding Source No Funding Source	Project Location HCPS Central Office Annex 1001 N. Laburnum Ave
Magisterial District Varina	Project Classification Building Improvement	Project Type Non-Recurring

Project Description:

This project encompasses the replacement of the Heating, Ventilation and Air Conditioning system in the HCPS Central Office Annex.

Service Impact:

Project will ensure future delivery of existing services provided.

Operating Impacts:

Project maintains the existing building infrastructure of Henrico County Public Schools.

Project Milestones:

This is a newly proposed project for FY23. Project milestones have not yet been determined.

Project Location:



Project Cost Breakdown/Operating Budget Impacts

	Prior Years	FY23	FY24	FY25	FY26	FY27	Total FY23-27
Project Breakdown							
Planning & Design	\$-	\$-	\$-	\$-	\$-	\$-	\$-
Land	-	-	-	-	-	-	-
Offsite Improvements/Utilities	-	-	-	-	-	-	-
Construction	-	925,000	-	-	-	-	925,000
Other	-	-	-	-	-	-	-
FFE	-	-	-	-	-	-	-
Total	\$-	\$925,000	\$-	\$-	\$-	\$-	\$925,000
Operating Budget Impacts							
Personnel (incremental)	\$-	\$-	\$-	\$-	\$-	\$-	\$-
Operating (incremental)	-	-	-	-	-	-	-
Total Operating Impact	\$-	\$-	\$-	\$-	\$-	\$-	\$-

Meals Tax Funds - 06899

Department Education	Funding Source Meals Tax Revenues	Project Location Countywide
Magisterial District Countywide	Project Classification Building Improvement	Project Type Recurring

Project Description:

This project encompasses multiple building improvement projects related to maintenance and rehabilitation projects selected by the School Board throughout the County that are funded by Meals Tax Revenues dedicated to HCPS Capital Improvements.

Service Impact:

Project will ensure future delivery of existing services provided.

Operating Impacts:

Project maintains the existing building infrastructure of Henrico County Public Schools.

Project Milestones:

- Current balance of the Meals Tax Reserve is \$1,070,374.

Project Milestones (cont):

Example Proposed Projects for FY2023 (represents 4 largest locations):

- Deep Run High School – Exterior Improvement and Pavement Improvement - \$580,000.
- Freeman High School– Security Improvements - \$560,000.
- Tuckahoe Elementary School- Security Improvements - \$390,000.
- Pocahontas Middle School – Pavement improvements - \$390,000.

Project Cost Breakdown/Operating Budget Impacts

	Prior Years	FY23	FY24	FY25	FY26	FY27	Total FY23-27
Project Breakdown							
Planning & Design	\$-	\$-	\$-	\$-	\$-	\$-	\$-
Land	-	-	-	-	-	-	-
Offsite Improvements/Utilities	-	-	-	-	-	-	-
Construction	9,000,000	9,000,000	9,000,000	9,000,000	9,000,000	9,000,000	45,000,000
Other	-	-	-	-	-	-	-
FFE	-	-	-	-	-	-	-
Total	\$9,000,000	\$9,000,000	\$9,000,000	\$9,000,000	\$9,000,000	\$9,000,000	\$45,000,000
Operating Budget Impacts							
Personnel (incremental)	\$-	\$-	\$-	\$-	\$-	\$-	\$-
Operating (incremental)	-	-	-	-	-	-	-
Total Operating Impact	\$-	\$-	\$-	\$-	\$-	\$-	\$-

Jackson Davis Elementary School Replacement Planning & Construction - 06672

Department Education	Funding Source Proposed 2022 GO Bonds	Project Location Jackson Davis Elementary School 8801 Nettlewood Dr
Magisterial District Three Chopt	Project Classification Building (New)	Project Type Non-Recurring

Project Description:

This project is a facility replacement of the existing Jackson Davis Elementary School, originally constructed in 1962.

Service Impact:

Project proposes to construct a replacement facility that meets current building code and educational standards.

Operating Impacts:

Project will update the learning and teaching environment for students and faculty by providing a facility that meets modern educational standards.

Project Milestones:

This project is proposed for FY24. Project milestones have not yet been determined.

Project Location:



Project Cost Breakdown/Operating Budget Impacts

	Prior Years	FY23	FY24	FY25	FY26	FY27	Total FY23-27
Project Breakdown							
Planning & Design	\$-	\$5,000,000	\$-	\$-	\$-	\$-	\$5,000,000
Land	-	-	-	-	-	-	-
Offsite Improvements/Utilities	-	-	-	-	-	-	-
Construction	-	-	33,000,000	-	-	-	33,000,000
Other	-	-	-	-	-	-	-
FFE	-	-	3,000,000	-	-	-	3,000,000
Total	\$-	\$5,000,000	\$36,000,000	\$-	\$-	\$-	\$41,000,000
Operating Budget Impacts							
Personnel (incremental)	\$-	\$-	\$-	\$-	\$-	\$-	
Operating (incremental)	-	-	-	-	750,000	-	
Total Operating Impact	\$-	\$-	\$-	\$-	\$750,000	\$-	

Longan Elementary School Replacement Planning & Construction - 06673

Department Education	Funding Source Proposed 2022 GO Bonds	Project Location Longan Elementary School 9200 Mapleview Ave
Magisterial District Brookland	Project Classification Building (New)	Project Type Non-Recurring

Project Description:

This project is a facility replacement for Longan Elementary School, originally constructed in 1965.

Service Impact:

Project proposes to construct a replacement facility that meets current building code and educational standards.

Operating Impacts:

Project will update the learning and teaching environment for students and faculty by providing a facility that meets modern educational standards.

Project Milestones:

This project is proposed for FY24. Project milestones have not yet been determined.

Project Location:



Project Cost Breakdown/Operating Budget Impacts

	Prior Years	FY23	FY24	FY25	FY26	FY27	Total FY23-27
Project Breakdown							
Planning & Design	\$-	\$5,000,000	\$-	\$-	\$-	\$-	\$5,000,000
Land	-	-	-	-	-	-	-
Offsite Improvements/Utilities	-	-	-	-	-	-	-
Construction	-	-	34,000,000	-	-	-	34,000,000
Other	-	-	-	-	-	-	-
FFE	-	-	3,000,000	-	-	-	3,000,000
Total	\$-	\$-	\$40,921,921	\$-	\$-	\$-	\$42,000,000
Operating Budget Impacts							
Personnel (incremental)	\$-	\$-	\$-	\$-	\$-	\$-	
Operating (incremental)	-	-	-	-	750,000	-	
Total Operating Impact	\$-	\$-	\$-	\$-	\$750,000	\$-	

Environmental Center Living Building – New

Department Education	Funding Source Proposed 2022 GO Bonds	Project Location 600 Wilton Farm Road
Magisterial District Varina	Project Classification Non-recurring	Project Type Building (New)

Project Description:

The project is to design and construct a new Living Building in the Varina District. The building will be located approximately 3 miles from Varina High School and will provide the ability for Environmental Studies students to study, research, learn and experience the curriculum in a living lab environment. It will be designed as a living building to provide a teaching environment that embodies the purpose of the program, and it will serve as a beacon for sustainable community infrastructure (including serving as a climate resiliency hub).

Service Impact:

This building will serve the Center for Environmental Studies & Sustainability at Varina High School as well as our 50,000 K-12 students throughout the district.

Operating Impacts:

The project will provide additional classroom capacity for the Center for Environmental Studies as well as a special instruction location for the entire school district.

Project Milestones:

This project is proposed for FY24. Project milestones have not yet been determined.

Project Location:



Project Cost Breakdown/Operating Budget Impacts

	Prior Years	FY23	FY24	FY25	FY26	FY27	Total FY23-27
Project Breakdown							
Planning & Design	\$-	\$3,000,000	\$-	\$-	\$-	\$-	\$1,300,000
Land	-	-	-	-	-	-	-
Offsite Improvements/Utilities	-	-	-	-	-	-	-
Construction	-	-	12,000,000	-	-	-	14,000,000
Other	-	-	-	-	-	-	-
FFE	-	-	1,000,000	-	-	-	1,000,000
Total	\$-	\$3,000,000	\$13,300,000	\$-	\$-	\$-	\$16,300,000
Operating Budget Impacts							
Personnel (incremental)	\$-	\$-	\$-	\$-	\$-	\$-	
Operating (incremental)	-	-	-	-	3,000,000	-	
Total Operating Impact	\$-	\$-	\$-	\$-	\$3,000,000	\$-	

Quioccasin Middle School Replacement Planning & Construction - 08773

Department Education	Funding Source Proposed 2022 GO Bonds	Project Location Quioccasin Middle School 9400 Quioccasin Rd
Magisterial District Tuckahoe	Project Classification Building (New)	Project Type Non-Recurring

Project Description:

This project is a facility replacement for Quioccasin Middle School, originally constructed in 1971.

Service Impact:

Project proposes to construct a replacement facility that meets current building code and educational standards.

Operating Impacts:

Project will update the learning and teaching environment for students and faculty by providing a facility that meets modern educational standards.

Project Milestones:

This project is proposed for FY24. Project milestones have not yet been determined.

Project Location:



Project Cost Breakdown/Operating Budget Impacts

	Prior Years	FY23	FY24	FY25	FY26	FY27	Total FY23-27
Project Breakdown							
Planning & Design	\$-	\$-	\$7,900,000	\$-	\$-	\$-	\$7,900,000
Land	-	-	-	-	-	-	-
Offsite Improvements/Utilities	-	-	-	-	-	-	-
Construction	-	-	2,100,000	71,000,000	-	-	73,000,000
Other	-	-	-	-	-	-	-
FFE	-	-	-	8,000,000	-	-	8,000,000
Total	\$-	\$-	\$10,000,000	\$79,000,000	\$-	\$-	\$89,000,000
Operating Budget Impacts							
Personnel (incremental)	\$-	\$-	\$-	\$-	\$-	\$-	\$-
Operating (incremental)	-	-	-	-	-	-	-
Total Operating Impact	\$-	\$-	\$-	\$-	\$-	\$-	\$-

Johnson Elementary School Renovation Planning & Construction - 06292

Department Education	Funding Source Proposed 2022 GO Bonds	Project Location Johnson Elementary School 5600 Bethlehem Road
Magisterial District Brookland	Project Classification Building Improvement	Project Type Non-Recurring

Project Description:

This project is an update to the Johnson Elementary School, originally constructed in 1954. The renovation will update building systems, including HVAC and electrical, and will provide window replacements and new interior finishes. The renovation will update the school to current educational and building code standards.

Service Impact:

Project proposes to update the facility to meet current building code and educational standards.

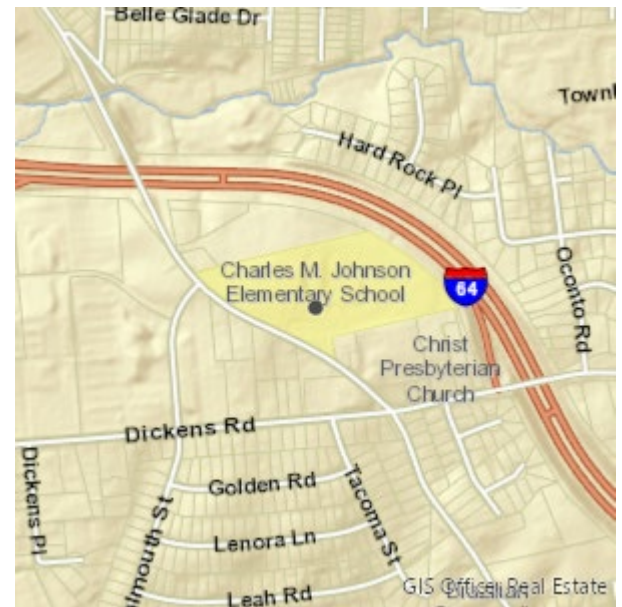
Operating Impacts:

Project will update the learning and teaching environment for students and faculty by bringing the facility to modern educational standards.

Project Milestones:

This is a newly proposed project scheduled proposed for FY25. Project milestones have not yet been determined.

Project Location:



Project Cost Breakdown/Operating Budget Impacts

	Prior Years	FY23	FY24	FY25	FY26	FY27	Total FY23-27
Project Breakdown							
Planning & Design	\$-	\$-	\$-	\$2,400,000	\$-	\$-	\$2,400,000
Land	-	-	-	-	-	-	-
Offsite Improvements/Utilities	-	-	-	-	-	-	-
Construction	-	-	-	\$2,600,000	19,400,000	-	22,000,000
Other	-	-	-	-	-	-	-
FFE	-	-	-	-	2,100,000	-	2,100,000
Total	\$-	\$-	\$-	\$5,000,000	\$21,500,000	\$-	\$26,500,000
Operating Budget Impacts							
Personnel (incremental)	\$-	\$-	\$-	\$-	\$-	\$-	\$-
Operating (incremental)	-	-	-	-	-	-	-
Total Operating Impact	\$-	\$-	\$-	\$-	\$-	\$-	\$-

Fairfield Area Elementary School Design & Construction - 08912

Department Education	Funding Source Proposed 2022 GO Bonds	Project Location Woodman Rd
Magisterial District Fairfield	Project Classification Building (New)	Project Type Non-Recurring

Project Description:

This project is to design and construct a new elementary school in the Fairfield area.

Service Impact:

Project will ensure future ability to meet growing student population and increased demand for elementary school capacity in the Fairfield Magisterial District.

Operating Impacts:

Project will increase elementary school student capacity in this area of the County.

Project Milestones:

This project is scheduled to commence in FY26 and is currently unfunded. Project milestones have not yet been determined.

Project Location:



Project Cost Breakdown/Operating Budget Impacts

	Prior Years	FY23	FY24	FY25	FY26	FY27	Total FY23-27
Project Breakdown							
Planning & Design	\$-	\$-	\$-	\$-	\$2,700,000	\$-	\$2,700,000
Land	-	-	-	-	-	-	-
Offsite Improvements/Utilities	-	-	-	-	-	-	-
Construction	-	-	-	-	3,300,000	36,000,000	39,300,000
Other	-	-	-	-	-	-	-
FFE	-	-	-	-	-	3,000,000	3,000,000
Total	\$-	\$-	\$-	\$-	\$6,000,000	\$39,000,000	\$45,000,000
Operating Budget Impacts							
Personnel (incremental)	\$-	\$-	\$-	\$-	\$-	\$-	
Operating (incremental)	-	-	-	-	-	-	
Total Operating Impact	\$-	\$-	\$-	\$-	\$-	\$-	

Highland Springs Elementary School Replacement Planning & Construction - 06743

Department Education	Funding Source Proposed 2022 GO Bonds	Project Location Highland Springs Elementary 600 Pleasant St
Magisterial District Varina	Project Classification Building Improvement	Project Type Non-Recurring

Project Description:

This project is to replace for Highland Springs Elementary School, originally built in 1966.

Service Impact:

Project proposes to update the facility to meet current building code and educational standards.

Operating Impacts:

Project will update the learning and teaching environment for students and faculty by bringing the facility to modern educational standards.

Project Milestones:

This project is proposed for FY27. Project milestones have not yet been determined.

Project Location:



Project Cost Breakdown/Operating Budget Impacts

	Prior Years	FY22-23	FY23-24	FY24-25	FY25-26	FY26-27	Beyond FY27	Total FY23-32
Project Breakdown								
Planning & Design	\$-	\$-	\$-	\$-	\$-	\$4,100,000	\$-	\$4,100,000
Land	-	-	-	-	-	-	-	-
Offsite Improvements/Utilities	-	-	-	-	-	-	-	-
Construction	-	-	-	-	-	1,900,000	35,400,000	37,300,000
Other	-	-	-	-	-	-	1,200,000	1,200,000
FFE	-	-	-	-	-	-	2,400,000	2,400,000
Total	\$-	\$-	\$-	\$-	\$-	\$6,000,000	\$39,000,000	\$45,000,000
Operating Budget Impacts								
Personnel (incremental)	\$-	\$-	\$-	\$-	\$-	\$-	\$-	\$-
Operating (incremental)	-	-	-	-	-	-	-	-
Total Operating Impact	\$-	\$-	\$-	\$-	\$-	\$-	\$-	\$-

Capital Improvement Program Five Year Summary FY2022-23 through FY2031-32

Capital Projects Fund - Department Requests by Fiscal Year and Priority Number

Fire

Project	Priority	Recommended FY23	Request FY23	Request FY24	Request FY25	Request FY26	Request FY27	Request FY28-FY32	Total Ten Year
06177 Firehouse #6 Relocation and Construction	1	2,000,000	2,000,000	13,300,000	0	0	0	0	15,300,000
08995 Firehouse #14 Addition/Renovation	2	0	0	0	1,500,000	0	0	0	1,500,000
08994 Firehouse #15 Addition/Renovation	3	0	0	0	1,700,000	0	0	0	1,700,000
06366 Firehouse #1 Relocation and Construction	4	0	0	0	2,000,000	14,000,000	0	0	16,000,000
06519 Firehouse #4 Relocation and Construction	5	0	0	0	2,765,786	12,094,318	0	0	14,860,104
08993 Firehouse #16 Addition/Renovation	6	0	0	0	0	0	1,400,000	0	1,400,000
08992 Firehouse #17 Addition/Renovation	7	0	0	0	0	0	2,000,000	0	2,000,000
06529 Firehouse #11 Addition/Renovation	8	0	0	0	0	0	0	15,000,000	15,000,000
Department Subtotal		2,000,000	2,000,000	13,300,000	7,965,786	26,094,318	3,400,000	15,000,000	67,760,104

Firehouse 6 - Relocation and Construction – 06177

Department Division of Fire	Funding Source Proposed 2022 GO Bonds	Project Location 4506 Millers Ln
Magisterial District Varina	Project Classification Building (New)	Project Type Non-Recurring

Project Description:

This project includes the purchase of thirteen acres of land and the construction for the relocation of the existing Firehouse 6 within its current assigned response area. This facility would have a footprint including an 11,000 SF building and 1,045 SF of mezzanine with operational and administrative space. The project includes private gender-neutral restrooms and individual bunkrooms, ideally located near the bay room. Other features of this Firehouse include 3 drive-thru bays, an area designated for training and conferences, a day room, 3 administrative offices, outdoor storage, and a fitness room. This station houses an engine, fire medic unit, and ladder truck. Renovating the existing structure is not cost effective due to the necessity of compliance with current ADA requirements, fire protection codes, building code regulations, as well as the inability to provide desired space.

Service Impact:

Improve delivery of existing services within current response area.

Operating Impact:

Besides incremental operating impacts, a relocated fire station improves the way work is conducted, including space designed to be more functional for a mixed gender workforce and with better toxin management away from living areas.

Project Milestones:

- Design: FY23
- Construction: FY24

Project Location:



Project Cost Breakdown/Operating Budget Impacts

	Prior Years	FY2023	FY2024	FY2025	FY2026	FY2027	Beyond 2027	Total FY2023-32
Project Breakdown								
Planning & Design	\$-	\$2,000,000	\$-	\$-	\$-	\$-	\$-	\$2,000,000
Land	491,500	-	-	-	-	-	-	-
Offsite Improvements/Utilities	-	-	650,000	-	-	-	-	650,000
Construction	-	-	10,100,000	-	-	-	-	10,100,000
Other	-	-	1,250,000	-	-	-	-	1,250,000
FFE	-	-	1,300,000	-	-	-	-	1,300,000
Total	\$491,500	\$2,000,000	\$13,300,000	\$-	\$-	\$-	\$-	\$13,079,461
Operating Budget Impacts								
Personnel (incremental)	\$-	\$-	\$-	\$-	\$-	\$-	\$-	\$-
Operating (incremental)	-	-	-	36,169	-	-	-	-
Total Operating Impact	\$-	\$-	\$-	\$36,169	\$-	\$-	\$-	\$-

Firehouse 14 – Addition and Renovation – 08995

Department Division of Fire	Funding Source Proposed 2022 GO Bonds	Project Location 5210 Technology Blvd.
Magisterial District Varina	Project Classification Addition and Renovation	Project Type Non-Recurring

Project Description:

This project would add approximately 1,100 square feet to the existing station with a dedicated personal protective equipment (PPE) and decontamination room to enhance safety and cancer risk reduction efforts. This would also renovate 1,500 square feet of the existing station updating the restrooms and bunkrooms to address privacy issues which were not addressed when the station was originally built, while also enhancing the fitness room and current living space.

Service Impact:

Address demands of growth and development in Henrico County.

Operating Impact:

A renovated fire station addresses the outdated floorplan and improves the way work is conducted, including adjusting space to be more functional for a mixed gender workforce and with better toxin management away from living areas.

Project Milestones:

- Design: FY25
- Construction: FY25

Project Location:



Project Cost Breakdown/Operating Budget Impacts

	Prior Years	FY2023	FY2024	FY2025	FY2026	FY2027	Beyond 2027	Total FY2023-32
Project Breakdown								
Planning & Design	\$-	\$-	\$-	\$310,000	\$-	\$-	\$-	\$310,000
Land	-	-	-	-	-	-	-	-
Offsite Improvements/Utilities	-	-	-	-	-	-	-	-
Construction	-	-	-	970,000	-	-	-	970,000
Other	-	-	-	130,000	-	-	-	130,000
FFE	-	-	-	90,000	-	-	-	90,000
Total	\$-	\$-	\$-	\$1,500,000	\$-	\$-	\$-	\$1,500,000
Operating Budget Impacts								
Personnel (incremental)	\$-	\$-	\$-	\$-	\$-	\$-	\$-	
Operating (incremental)	-	-	-	-	-	-	-	
Total Operating Impact	\$-	\$-	\$-	\$-	\$-	\$-	\$-	

Firehouse 15 – Addition and Renovation – 08994

Department Division of Fire	Funding Source Proposed 2022 GO Bonds	Project Location 3820 Mountain Road
Magisterial District Brookland	Project Classification Addition and Renovation	Project Type Non-Recurring

Project Description:

This project would add approximately 1,140 square feet to the existing station with a dedicated personal protective equipment (PPE) and decontamination room to enhance safety and cancer risk reduction efforts. This would also renovate 1,400 square feet of the existing station updating the restrooms and bunkrooms to address privacy issues which were not addressed when the station was originally built, while also enhancing the fitness room and current living space.

Service Impact:

Address demands of growth and development in Henrico County.

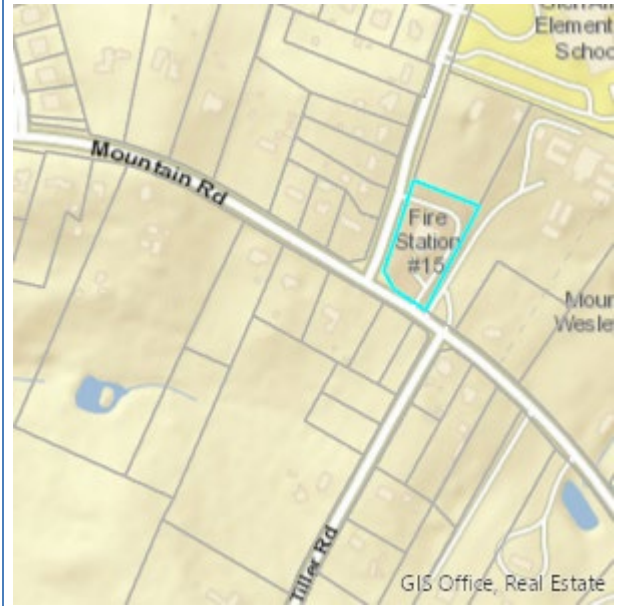
Operating Impact:

A renovated fire station addresses the outdated floorplan and improves the way work is conducted, including adjusting space to be more functional for a mixed gender workforce and with better toxin management away from living areas.

Project Milestones:

- Design: FY25
- Construction: FY25

Project Location:



Project Cost Breakdown/Operating Budget Impacts

	Prior Years	FY2023	FY2024	FY2025	FY2026	FY2027	Beyond 2027	Total FY2023-32
Project Breakdown								
Planning & Design	\$-	\$-	\$-	\$335,000	\$-	\$-	\$-	\$335,000
Land	-	-	-	-	-	-	-	-
Offsite Improvements/Utilities	-	-	-	-	-	-	-	-
Construction	-	-	-	1,134,000	-	-	-	1,134,000
Other	-	-	-	140,000	-	-	-	140,000
FFE	-	-	-	91,000	-	-	-	91,000
Total	\$-	\$-	\$-	\$1,700,000	\$-	\$-	\$-	\$1,700,000
Operating Budget Impacts								
Personnel (incremental)	\$-	\$-	\$-	\$-	\$-	\$-	\$-	\$-
Operating (incremental)	-	-	-	-	-	-	-	-
Total Operating Impact	\$-	\$-	\$-	\$-	\$-	\$-	\$-	\$-

Firehouse 1 - Relocation and Construction – 06366

Department Division of Fire	Funding Source Proposed 2022 GO Bonds	Project Location Within Current Response Area
Magisterial District Fairfield	Project Classification Building (New)	Project Type Non-Recurring

Project Description:

This project includes the purchase of approximately five and a half acres of land and the construction of a new Firehouse 1. The facility footprint includes a 12,884 SF building and 1,200 SF of mezzanine. The proposed Firehouse will be designed to meet current operational requirements and accommodate firefighting apparatus. The project includes private gender-neutral restrooms and individual bunkrooms, ideally located near the bay room. Other features of this Firehouse include 4 drive-thru bays, an area designated for training and conferences, a day room, 3 administrative offices, outdoor storage, and a fitness room. Units currently assigned to this station include an engine, ladder truck, Technical Rescue Team, and an ambulance.

The current site is not conducive to future expansion due to the presence of a stream and the topography of the land. The station continues to experience water, parking, septic system, and living quarter issues. Due to facility capacity limitations, the Technical Rescue Team tractor trailer must be parked outside, exposed to the elements, but would move inside in the new design.

Service Impact:

Improve delivery of existing services in current response area.

Operating Impact:

Besides incremental operating impacts, a relocated fire station improves the way work is conducted, including space designed

to be more functional and with better toxin management away from living areas.

Project Milestones:

- Land Acquisition: FY24
- Design: FY24
- Construction: FY25

Project Location:



Project Cost Breakdown/Operating Budget Impacts

	Prior Years	FY2023	FY2024	FY2025	FY2026	FY2027	Total FY2023-27
Project Breakdown							
Planning & Design	\$-	\$-	\$-	\$1,100,000	\$900,000	\$-	\$2,000,000
Land	-	-	-	900,000	-	-	900,000
Offsite Improvements/Utilities	-	-	-	-	600,000	-	600,000
Construction	-	-	-	-	9,850,000	-	9,850,000
Other	-	-	-	-	1,300,000	-	1,300,000
FFE	-	-	-	-	1,350,000	-	1,350,000
Total	\$-	\$-	\$-	\$2,000,000	\$14,000,000	\$-	\$16,000,000
Operating Budget Impacts							
Personnel (incremental)	\$-	\$-	\$-	\$-	\$-	\$-	
Operating (incremental)	-	-	-	-	-	43,972	
Total Operating Impact	\$-	\$-	\$-	\$-	\$-	\$43,972	

Firehouse 4 – Relocation and Construction – 06519

Department Division of Fire	Funding Source No Funding Source	Project Location Within Current Response Area
Magisterial District Varina	Project Classification Building (New)	Project Type Non-recurring

Project Description:

This project includes the potential purchase of land to either relocate or rebuild on the current site within Firehouse 4’s general assigned response area. This facility footprint includes an 11,000 SF building and 1,045 SF of mezzanine with operational and administrative space. The project includes private gender-neutral restrooms and individual bunkrooms, ideally located near the bay room. Other features of this Firehouse include 3 drive-thru bays, an area designated for training/conferences, 3 administrative offices, a day room, a fitness room, and outdoor storage. This facility houses an engine, fire medic unit, tanker, and brush truck. Renovating the existing structure is not cost effective due to changes for current ADA requirements, fire protection codes, building code regulations, as well as the inability to provide desired space.

Service Impact:

Improve delivery of existing services within current response area.

Operating Impact:

Besides incremental operating impacts, a relocated fire station improves the way work is conducted, including space designed to be more functional for a mixed gender workforce and with better toxin management away from living areas.

Project Milestones:

- Land Acquisition: FY25
- Design: FY25
- Construction: FY26
- Operating Impacts: \$41,500

Project Location:



Project Cost Breakdown/Operating Budget Impacts

	Prior Years	FY2023	FY2024	FY2025	FY2026	FY2027	Total FY2023-27
Project Breakdown							
Planning & Design	\$-	\$-	\$-	\$1,868,785	\$-	\$-	\$1,868,785
Land	-	-	-	897,001	-	-	897,001
Offsite Improvements/Utilities	-	-	-	-	445,915	-	445,915
Construction	-	-	-	-	8,927,310	-	8,927,310
Other	-	-	-	-	1,297,563	-	1,297,563
FFE	-	-	-	-	1,423,530	-	1,423,530
Total	\$-	\$-	\$-	\$2,765,786	\$12,094,318	\$-	\$14,860,104
Operating Budget Impacts							
Personnel (incremental)	\$-	\$-	\$-	\$-	\$-	\$-	
Operating (incremental)	-	-	-	-	-	41,501	
Total Operating Impact	\$-	\$-	\$-	\$-	\$-	\$41,501	

Firehouse 16 – Addition and Renovation – 08993

Department Division of Fire	Funding Source Proposed 2022 GO Bonds	Project Location 5381 Shady Grove Road
Magisterial District Three Chopt	Project Classification Addition and Renovation	Project Type Non-Recurring

Project Description:

This project would add approximately 780 square feet to the existing station with a dedicated personal protective equipment (PPE) and decontamination room to enhance safety and cancer risk reduction efforts. This would also renovate 1,350 square feet of the existing station updating the restrooms and bunkrooms to address privacy issues which were not addressed when the station was originally built, while also enhancing the fitness room and current living space.

Service Impact:

Address demands of growth and development in Henrico County.

Operating Impact:

A renovated fire station addresses the outdated floorplan and improves the way work is conducted, including adjusting space to be more functional for a mixed gender workforce and with better toxin management away from living areas.

Project Milestones:

- Design: FY27
- Construction: FY27

Project Location:



Project Cost Breakdown/Operating Budget Impacts

	Prior Years	FY2023	FY2024	FY2025	FY2026	FY2027	Beyond 2027	Total FY2023-32
Project Breakdown								
Planning & Design	\$-	\$-	\$-	\$-	\$-	\$300,000	\$-	\$300,000
Land	-	-	-	-	-	-	-	-
Offsite Improvements/Utilities	-	-	-	-	-	-	-	-
Construction	-	-	-	-	-	930,000	-	930,000
Other	-	-	-	-	-	110,000	-	110,000
FFE	-	-	-	-	-	60,000	-	60,000
Total	\$-	\$-	\$-	\$-	\$-	\$1,400,000	\$-	\$1,400,000
Operating Budget Impacts								
Personnel (incremental)	\$-	\$-	\$-	\$-	\$-	\$-	\$-	\$-
Operating (incremental)	-	-	-	-	-	-	-	-
Total Operating Impact	\$-	\$-	\$-	\$-	\$-	\$-	\$-	\$-

Firehouse 17 – Addition and Renovation – 08992

Department Division of Fire	Funding Source Proposed 2022 GO Bonds	Project Location 110 N. Gaskins Road
Magisterial District Tuckahoe	Project Classification Addition and Renovation	Project Type Non-Recurring

Project Description:

This project would add approximately 1,516 square feet to the existing station with a dedicated personal protective equipment (PPE) and decontamination room to enhance safety and cancer risk reduction efforts. The 1,516 square foot addition includes 400 square feet of bay storage for the Dive Team's boat and vehicle trailer. This would also renovate 1,062 square feet of the existing station updating the restrooms and bunkrooms to address privacy issues which were not addressed when the station was originally built, while also enhancing the fitness room and current living space.

Service Impact:

Address demands of growth and development in Henrico County.

Operating Impact:

A renovated fire station addresses the outdated floorplan and improves the way work is conducted, including adjusting space to be more functional for a mixed gender workforce and with better toxin management away from living areas.

Project Milestones:

- Design: FY27
- Construction: FY27

Project Location:



Project Cost Breakdown/Operating Budget Impacts

	Prior Years	FY2023	FY2024	FY2025	FY2026	FY2027	Beyond 2027	Total FY2023-32
Project Breakdown								
Planning & Design	\$-	\$-	\$-	\$-	\$-	\$415,000	\$-	\$415,000
Land	-	-	-	-	-	-	-	-
Offsite Improvements/Utilities	-	-	-	-	-	-	-	-
Construction	-	-	-	-	-	1,300,000	-	1,300,000
Other	-	-	-	-	-	200,000	-	200,000
FFE	-	-	-	-	-	85,000	-	85,000
Total	\$-	\$-	\$-	\$-	\$-	\$2,000,000	\$-	\$2,000,000
Operating Budget Impacts								
Personnel (incremental)	\$-	\$-	\$-	\$-	\$-	\$-	\$-	\$-
Operating (incremental)	-	-	-	-	-	-	-	-
Total Operating Impact	\$-	\$-	\$-	\$-	\$-	\$-	\$-	\$-

Firehouse 11 – Relocation and Construction – 06529

Department Division of Fire	Funding Source Proposed 2022 GO Bonds	Project Location Within Current Response Area
Magisterial District Fairfield	Project Classification Building (New)	Project Type Non-recurring

Project Description:

This project includes the potential purchase of land to either relocate or rebuild on the current site within Firehouse 11’s general assigned response area. This facility will have an 11,000 SF building and 1,045 SF of mezzanine with operational and administrative space. The project includes private gender-neutral restrooms and individual bunkrooms, ideally located near the bay room. Other features include 3 drive-thru bays, an area designated for training and conferences, a day room, 3 administrative offices, a fitness room, and outdoor storage. This station houses an engine and fire medic unit. The estimated costs to renovate the existing structure is not cost effective due to compliance with current ADA requirements, fire protection codes, building code regulations, as well as the inability to provide the desired space.

Service Impact:

Improve delivery of existing services within current response area.

Operating Impacts:

Besides incremental operating impacts, a relocated fire station improves the way work is conducted, including space designed to be more functional for a mixed gender workforce and with better toxin management away from living areas.

Project Milestones:

- Land Acquisition: FY27
- Design: FY27
- Construction: FY28
- Ongoing Operating: \$41,500

Project Location:



Project Cost Breakdown/Operating Budget Impacts

	Prior Years	FY2023	FY2024	FY2025	FY2026	FY2027	Beyond 2027	Total FY2023-32
Project Breakdown								
Planning & Design	\$-	\$-	\$-	\$-	\$-	\$-	\$2,000,000	\$2,000,000
Land	-	-	-	-	-	-	850,000	850,000
Offsite Improvements/Utilities	-	-	-	-	-	-	750,000	750,000
Construction	-	-	-	-	-	-	8,700,000	8,700,000
Other	-	-	-	-	-	-	1,300,000	1,300,000
FFE	-	-	-	-	-	-	1,400,000	1,400,000
Total	\$-	\$-	\$-	\$-	\$-	\$-	\$15,000,000	\$15,000,000
Operating Budget Impacts								
Personnel (incremental)	\$-	\$-	\$-	\$-	\$-	\$-	\$-	\$-
Operating (incremental)	-	-	-	-	-	-	-	-
Total Operating Impact	\$-	\$-	\$-	\$-	\$-	\$-	\$-	\$-

Capital Improvement Program Five Year Summary FY2022-23 through FY2031-32

Capital Projects Fund - Department Requests by Fiscal Year and Priority Number

General Services

Project	Priority	Recommended FY23	Request FY23	Request FY24	Request FY25	Request FY26	Request FY27	Request FY28-FY32	Total Ten Year
00572 Mechanical Improvements	1	1,000,000	2,000,000	2,000,000	2,000,000	2,000,000	2,000,000	0	10,000,000
00425 Roof Replacement and Rehabilitation	2	600,000	1,200,000	1,200,000	1,200,000	1,200,000	1,200,000	0	6,000,000
08768 Juvenile Courts Parking Lot Expansion	3	0	805,599	0	0	0	0	0	805,599
00423 Pavement Rehabilitation	4	500,000	900,000	900,000	900,000	900,000	900,000	0	4,500,000
06477 Small Project Improvements and Renovations	5	200,000	500,000	500,000	500,000	500,000	500,000	0	2,500,000
01198 Energy Management	6	200,000	500,000	500,000	500,000	500,000	500,000	0	2,500,000
New Administration, Annex, and Courts Building Office	7	1,000,000	2,700,000	2,500,000	0	0	0	0	5,200,000
08767 County Buildings Restroom Refresh	8	0	650,000	650,000	650,000	650,000	650,000	0	3,250,000
01199 County Generator Program	9	0	1,000,000	1,000,000	1,000,000	1,000,000	1,000,000	0	5,000,000
06103 CAM East & Road Crew Building	10	0	0	0	0	3,257,480	2,004,028	27,013,351	32,274,859
New Eastern Government Swing Space Building	11	0	0	0	0	0	0	15,340,641	15,340,641
New Easter Government Center Renovations	12	0	0	0	0	0	0	9,059,016	9,059,016
Department Subtotal		3,500,000	10,255,599	9,250,000	6,750,000	10,007,480	8,754,028	51,413,008	96,430,115

Mechanical Improvements - 00572

Department General Services	Funding Source General Fund	Project Location Countywide
Magisterial District General Government	Project Classification Building Improvements	Project Type Recurring

Project Description:

The Mechanical Improvement Program was established to replace older mechanical/electrical systems and equipment essential to the efficient operation of County facilities. The program addresses critical needs in the first year and provides a road map for potential needs in future years.

Service Impact:

Address demands of growth and development of Henrico County.

Operating Impacts:

There are no operating cost impacts as a result of this program.

Project Milestones:

- FY23 projects includes the continuation of Jail East air handler replacements, replacement of one boiler at Jail East, continuation of the Admin AHU VAV box replacement, replacement of one Administration Annex chiller, and the replacement of a Public Works boiler.

Project Milestones (cont):

Subsequent years based on available funding include the following:

- FY24 - Training Center cooling towers, Juvenile Courts RTU-3, Juvenile Courts RTU-7.
- FY25 - Admin Annex HVAC-3, The Springs replace controls, Belmont Recreation boiler replacement.
- FY26 - East Recreation Center chiller replacement, Dorey Park Recreation chiller replacement.
- Current project balance as of 11/3/21: \$661,972.
- FY22 Capital Budget included \$500,000.

	Prior Years	FY22-23	FY23-24	FY24-25	FY25-26	FY26-27	Total FY23-27
Project Breakdown							
Planning & Design	\$-	\$-	\$-	\$-	\$-	\$-	\$-
Land	-	-	-	-	-	-	-
Offsite Improvements/Utilities	-	-	-	-	-	-	-
Construction	-	-	-	-	-	-	-
Other	-	2,000,000	2,000,000	2,000,000	2,000,000	2,000,000	10,000,000
FFE	-	-	-	-	-	-	-
Total	\$-	\$2,000,000	\$2,000,000	\$2,000,000	\$2,000,000	\$2,000,000	\$10,000,000
Operating Budget Impacts							
Personnel (incremental)	\$-	\$-	\$-	\$-	\$-	\$-	\$-
Operating (incremental)	-	-	-	-	-	-	-
Total Operating Impact	\$-	\$-	\$-	\$-	\$-	\$-	\$-

Roof Replacement and Rehabilitation - 00425

Department General Services	Funding Source General Fund	Project Location Countywide
Magisterial District General Government	Project Classification Building Improvements	Project Type Recurring

Project Description:

County roof systems need systematic replacement or rehabilitation averaging every twenty years. Due to the diverse styles and ages of roofing systems throughout the County, a structured system is used to manage these roofs as well as implement the replacement/repair of the highest priority sites. Roof systems are evaluated to best determine repairs or rehabilitation efforts can be implemented to extend their useful life. This request would provide funding intended for Juvenile Detention, Walkerton Tavern, and completing the roof replacements at Jail West.

Service Impact:

Address demands of growth and development of Henrico County.

Operating Impacts:

There are no operating cost increases as a result of this program.

Project Milestones:

- Prior funding addressed roof projects at the J&DR Courts and Jail West locations.
- Current project balance as of 11/3/21: \$1,729,097.
- FY22 Capital Budget included \$1,200,000.

Project Cost Breakdown/Operating Budget Impacts

	Prior Years	FY23	FY24	FY25	FY26	FY27	Total FY23-27
Project Breakdown							
Planning & Design	\$-	\$-	\$-	\$-	\$-	\$-	\$-
Land	-	-	-	-	-	-	-
Offsite Improvements/Utilities	-	-	-	-	-	-	-
Construction	-	-	-	-	-	-	-
Other	-	1,200,000	1,200,000	1,200,000	1,200,000	1,200,000	6,000,000
FFE	-	-	-	-	-	-	-
Total	\$-	\$1,200,000	\$1,200,000	\$1,200,000	\$1,200,000	\$1,200,000	\$6,000,000
Operating Budget Impacts							
Personnel (incremental)	\$-	\$-	\$-	\$-	\$-	\$-	\$-
Operating (incremental)	-	-	-	-	-	-	-
Total Operating Impact	\$-	\$-	\$-	\$-	\$-	\$-	

Juvenile Courts Parking Lot Expansion - 08768

Department General Services	Funding Source No Funding Source	Project Location Juvenile Courts Building, Dixon Powers Drive & Hooper Road
Magisterial District Brookland	Project Classification Site Improvements	Project Type Non-recurring

Project Description:

This project provides for improvements to the temporary Juvenile Courts parking lot to provide permanent parking. Improvements include curb & gutter, drainage, pavement, and additional lighting. Storm water drainage for the Parking lot is intended to tie into the storm water system associated with Firehouse 20 when completed. This project includes utility work for this tie-in.

Service Impact:

Completes the parking lot construction to meet parking standards.

Operating Impacts:

There are no operating cost impacts as a result of this project.

Project Milestones:

- Funding was included in the FY21 Manager’s Proposed budget but cut due to COVID-19.
- Project is proposed for FY23.

Project Location:



Project Cost Breakdown/Operating Budget Impacts

	Prior Years	FY23	FY24	FY25	FY26	FY27	Total FY23-27
Project Breakdown							
Planning & Design	\$-	\$131,713	\$-	\$-	\$-	\$-	\$131,713
Land	-	-	-	-	-	-	-
Offsite Improvements/Utilities	-	73,759	-	-	-	-	73,759
Construction	-	531,120	-	-	-	-	513,120
Other	-	69,008	-	-	-	-	69,008
FFE	-	-	-	-	-	-	-
Total	\$-	\$805,599	-	-	-	-	\$805,599
Operating Budget Impacts							
Personnel (incremental)	\$-	\$-	\$-	\$-	\$-	\$-	
Operating (incremental)	-	-	-	-	-	-	
Total Operating Impact	\$-	\$-	\$-	\$-	\$-	\$-	

Pavement Rehabilitation - 00423

Department General Services	Funding Source General Fund	Project Location Countywide
Magisterial District General Government	Project Classification Site Improvements	Project Type Recurring

Project Description:

Due to the amount of pavement and sidewalks at facilities throughout the County, the continuation of an on-going project to reconstruct and rehabilitate select sites is requested. Issues to be addressed include heaving/structural failure of concrete, aprons and drives, fatigue cracking/delaminating of asphalt surfaces, water penetration, depressions, spalling sidewalks, and other potential problems.

Service Impact:

Improve delivery of existing services.

Operating Impacts:

There are no operating impacts.

Project Milestones:

- FY22 projects included rehabilitation projects that include the repaving of the East Government Center Parking Lots and West Government Center Parking Lots in select areas and sidewalk concrete repair and striping.
- FY23: Juvenile Courts & Probation, Tuckahoe Library, misc. firehouses, and additional paving, striping and concrete repair.
- Current project balance as of 11/3/21: \$142,172.
- FY22 Capital Budget included \$500,000.

Project Cost Breakdown/Operating Budget Impacts

	Prior Years	FY23	FY24	FY25	FY26	FY27	Total FY22-26
Project Breakdown							
Planning & Design	\$-	\$-	\$-	\$-	\$-	\$-	\$-
Land	-	-	-	-	-	-	-
Offsite Improvements/Utilities	-	-	-	-	-	-	-
Construction	-	-	-	-	-	-	-
Other	-	900,000	900,000	900,000	900,000	900,000	4,500,000
FFE	-	-	-	-	-	-	-
Total	\$-	\$900,000	\$900,000	\$900,000	\$900,000	\$900,000	\$4,500,000
Operating Budget Impacts							
Personnel (incremental)	\$-	\$-	\$-	\$-	\$-	\$-	
Operating (incremental)	-	-	-	-	-	-	
Total Operating Impact	\$-	\$-	\$-	\$-	\$-	\$-	

Small Project Improvements and Renovations - 06477

Department General Services	Funding Source General Fund	Project Location Countywide
Magisterial District General Government	Project Classification Building Improvements	Project Type Recurring

Project Description:

This project provides for small project improvements and renovations, such as: office revisions, kitchen rehabs, select interior refreshes, security improvements, signage upgrades, and special requests. Each year General Services is requested to assist agencies in making small improvements or renovations. This program will provide a need-based approach to addressing agency requests.

Service Impact:

Address demands of growth and development of Henrico County.

Operating Impacts:

There are no operating cost increases as a result of this project.

Project Milestones:

- FY23: Admin, Courts, Admin Annex Space Study Plan, DPW Move, Voter Registration, Misc. Office Renovation Requests (Community Corrections / Drug Court, General District Courts) Courthouse Bollards.
- FY24: Sheriff's Office Cell Conversion, Eastern Government Center Renovations.
- FY25: Public Relations Office Renovation; Public Relations Studio Renovations, Agriculture & Home Extension, Miscellaneous Office Renovation requests.
- FY26: Miscellaneous. Renovation requests.
- FY27: Miscellaneous Renovation requests.
- Current project balance as of 11/3/21: \$652,854.
- FY22 Capital Budget included \$200,000.

Project Cost Breakdown/Operating Budget Impacts

	Prior Years	FY23	FY24	FY25	FY26	FY27	Total FY23-27
Project Breakdown							
Planning & Design	\$-	\$-	\$-	\$-	\$-	\$-	\$-
Land	-	-	-	-	-	-	-
Offsite Improvements/Utilities	-	-	-	-	-	-	-
Construction	-	-	-	-	-	-	-
Other	-	500,000	500,000	500,000	500,000	500,000	2,500,000
FFE	-	-	-	-	-	-	-
Total	\$-	\$500,000	\$500,000	\$500,000	\$500,000	\$500,000	\$2,500,000
Operating Budget Impacts							
Personnel (incremental)	\$-	\$-	\$-	\$-	\$-	\$-	
Operating (incremental)	-	-	-	-	-	-	
Total Operating Impact	\$-	\$-	\$-	\$-	\$-	\$-	

Energy Management - 01198

Department General Services	Funding Source General Fund	Project Location Countywide
Magisterial District General Government	Project Classification Building Improvements	Project Type Recurring

Project Description:

Annual funding to continue the Energy Management program that provides energy efficiency improvements through lighting, HVAC, and other upgrades. The Energy Management program targets projects that provide a five year or less return on investment from energy savings.

Service Impact:

Improve levels of efficiency.

Operating Impacts:

There are no operating cost increases.

Project Milestones:

- Funding for the current project was appropriated in FY17, FY19, FY20, and FY22.
- Current project balance as of 11/3/21: \$182,325.
- FY22 Capital Budget included \$100,000.

Project Cost Breakdown/Operating Budget Impacts

	Prior Years	FY23	FY24	FY25	FY26	FY27	Total FY23-27
Project Breakdown							
Planning & Design	\$-	\$-	\$-	\$-	\$-	\$-	\$-
Land	-	-	-	-	-	-	-
Offsite Improvements/Utilities	-	-	-	-	-	-	-
Construction	-	-	-	-	-	-	-
Other	-	500,000	500,000	500,000	500,000	500,000	2,500,000
FFE	-	-	-	-	-	-	-
Total	\$-	\$500,000	\$500,000	\$500,000	\$500,000	\$500,000	\$2,500,000
Operating Budget Impacts							
Personnel (incremental)	\$-	\$-	\$-	\$-	\$-	\$-	
Operating (incremental)	-	-	-	-	-	-	
Total Operating Impact	\$-	\$-	\$-	\$-	\$-	\$-	

Administration, Annex, and Courts Office Space Refresh – New

Department General Services	Funding Source General Fund	Project Location Western Government Center
Magisterial District Brookland	Project Classification Non-recurring	Project Type Building Improvements

Project Description:

Miscellaneous Office Space renovations and refresh projects throughout the Administration Building, Administration Annex, and the Courts Building. Project is due to various space requests, including additional space requested for the Courts to move into the Administration Building. Effected departments include District and Circuit Courts, General Services, Finance, Human Resources, Planning, Voter Registration, Department of Public Works, Department of Public Utilities. Other departments may be affected in an ancillary capacity. Funding will be tentatively distributed as follows: Courts & Administration (\$2,180,000), Planning (\$820,000), Voter Registration (\$500,000), Department of Public Works (\$1,700,000)

Service Impact:

Prior to COVID, General Services had put out an RFP for design services of a new 30,000 square foot administration building in anticipation of the Courts staff growing and moving into the Administration Building. During COVID, this project was deemed not necessary due to the ability for remote work. Now that staff has begun normal operations under a "new normal" capacity, various departments including the Courts has begun again to request additional space and space refresh. This project will study the County's ability for both remote work, shared office space, and renovations where necessary.

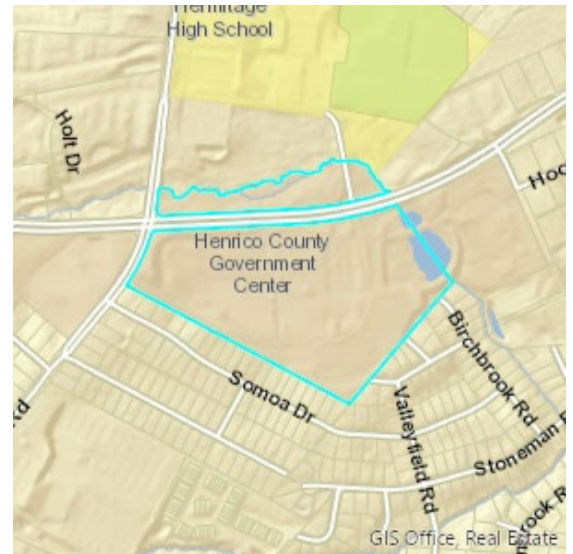
Operating Impacts: There are currently no anticipated fiscal operating impacts.

Project Milestones:

FY23: Includes DPW Office Space Renovations, Planning Space Design, and Courts Admin Building Refresh Design

FY24: Will include construction on the spaces designed in FY23

Project Location:



Project Cost Breakdown/Operating Budget Impacts

	Prior Years	FY23	FY24	FY25	FY26	FY27	Total FY23-27
Project Breakdown							
Planning & Design	\$-	\$500,000	\$-	\$-	\$-	\$-	\$500,000
Land	-	-	-	-	-	-	-
Offsite Improvements/Utilities	-	-	-	-	-	-	-
Construction	-	2,200,000	2,500,000	-	-	-	4,700,000
Other	-	-	-	-	-	-	-
FFE	-	-	-	-	-	-	-
Total	\$-	\$2,700,000	\$2,500,000	\$-	\$-	\$-	\$5,200,000
Operating Budget Impacts							
Personnel (incremental)	\$-	\$-	\$-	\$-	\$-	\$-	
Operating (incremental)	-	-	-	-	-	-	
Total Operating Impact	\$-	\$-	\$-	\$-	\$-	\$-	

County Buildings Restroom Refresh - 08767

Department General Services	Funding Source No Funding Source	Project Location Countywide
Magisterial District General Government	Project Classification Building Improvements	Project Type Recurring

Project Description:

This project establishes an annual program to systematically provide restroom renovations to aging county building restrooms. Renovations include demolition and new construction for flooring, plumbing fixtures, ceilings, bathroom partitions, light fixtures, and finishes.

Service Impact:

Improve ADA accessibility and water use efficiency.

Operating Impacts:

Construction will be staged such that only two restrooms will be renovated at a time, one Men's and one Women's. These restrooms will be unavailable during construction.

Project Milestones:

- FY23 will include the restrooms by the Boardroom, and first and second floor Admin Building public restrooms
- FY24 and FY25 proposes to continue in the Administration Building and Annex Building.
- FY26: EGC Restrooms.
- FY27: J&DR Courts Restrooms.
- Current project balance as of 11/3/21: \$27,232.

Subsequent years would continue renovating other restrooms based on condition and age.

Project Cost Breakdown/Operating Budget Impacts

	Prior Years	FY23	FY24	FY25	FY26	FY27	Total FY23-27
Project Breakdown							
Planning & Design	\$-	\$-	\$-	\$-	\$-	\$-	\$-
Land	-	-	-	-	-	-	-
Offsite Improvements/Utilities	-	-	-	-	-	-	-
Construction	-	-	-	-	-	-	-
Other	-	650,000	650,000	650,000	650,000	650,000	3,250,000
FFE	-	-	-	-	-	-	-
Total	\$-	\$650,000	\$650,000	\$650,000	\$650,000	\$650,000	\$3,250,000
Operating Budget Impacts							
Personnel (incremental)	\$-	\$-	\$-	\$-	\$-	\$-	
Operating (incremental)	-	-	-	-	-	-	
Total Operating Impact	\$-	\$-	\$-	\$-	\$-	\$-	

County Generator Program - 01199

Department General Services	Funding Source No Funding Source	Project Location Countywide
Magisterial District General Government	Project Classification Building Improvements	Project Type Recurring

Project Description:

This project consists of adding generators in select areas of need throughout the County. The year one project will replace the rooftop Administration Annex generator with a ground mounted generator and provide an emergency generator for the Cultural Arts Center to support emergency power functions, including site lighting which will increase security during power outages. Years 2 through 5 anticipate replacement of generators that will reach the end of their serviceable life.

Service Impact:

Provide emergency power during outages.

Operating Impacts:

There are no operating cost impacts.

Project Milestones:

- Funding for this project was appropriated in FY05, FY06, FY08, FY09, and FY11.
- Based on available funding the following generators will be 25 or more years old by 2027: Admin, Courts, Jail West, Juvenile Detention, Jail East, Training Center, Public Safety, Firehouse #4, Firehouse #15, Mental Health Woodman Road, Telephone Building.

Project Cost Breakdown/Operating Budget Impacts

	Prior Years	FY23	FY24	FY25	FY26	FY27	Total FY23-27
Project Breakdown							
Planning & Design	\$-	\$-	\$-	\$-	\$-	\$-	\$-
Land	-	-	-	-	-	-	-
Offsite Improvements/Utilities	-	-	-	-	-	-	-
Construction	-	-	-	-	-	-	-
Other	-	1,000,000	1,000,000	1,000,000	1,000,000	1,000,000	5,000,000
FFE	-	-	-	-	-	-	-
Total	\$-	\$1,000,000	\$1,000,000	\$1,000,000	\$1,000,000	\$1,000,000	\$5,000,000
Operating Budget Impacts							
Personnel (incremental)	\$-	\$-	\$-	\$-	\$-	\$-	\$-
Operating (incremental)	-	-	-	-	-	-	-
Total Operating Impact	\$-	\$-	\$-	\$-	\$-	\$-	\$-

CAM East & Road Crew Building - 06103

Department General Services Magisterial District Varina	Funding Source No Funding Source Project Classification Building (New)	Project Location CAM East - Project Type Non-recurring
--	---	---

Project Description:

The East End Depot, occupied by Central Automotive Maintenance (CAM) and Department of Public Works Road Crew Building, is aging and has inadequate space, equipment access, site circulation and parking to serve today's fleet. The more recent replacement of the DPW Equipment Sheds, Spreader Racks & Salt Dome provided improvements to the Dabbs House Depot, however the CAM/DPW Crew Building concerns remain. This project provides for the relocation of the CAM East operations and building to a new unidentified site, demolition of the existing CAM/DPW Crew Building and replacement with a new DPW Crew and Maintenance Building at Dabbs House Road.

Service Impact:

Improve delivery of existing services.

Operating Impacts:

Would improve the department's ability to provide timely vehicle repairs to vehicles stationed in the eastern part of Henrico County.

Project Milestones:

- This project is slated for planning and design to begin in FY26 and land acquisition in FY27. Construction of the project is planned to begin in FY28.

Projection Location:

To be Determined.

Project Cost Breakdown/Operating Budget Impacts

	Prior Years	FY23	FY24	FY25	FY26	FY27	Beyond FY27	Total FY23-32
Project Breakdown								
Planning & Design	\$-	\$-	\$-	\$-	\$3,257,480	\$-	\$-	\$3,257,480
Land	-	-	-	-	-	2,004,028	-	2,004,028
Offsite Improvements/Utilities	-	-	-	-	-	-	108,276	108,276
Construction	-	-	-	-	-	-	22,535,770	22,535,770
Other	-	-	-	-	-	-	2,653,465	2,653,465
FFE	-	-	-	-	-	-	1,715,840	1,715,840
Total	\$-	-	-	-	\$3,257,480	\$2,004,028	\$27,013,351	\$32,274,859
Operating Budget Impacts								
Personnel (incremental)	\$-	\$-	\$-	\$-	\$-	\$-	\$-	
Operating (incremental)	-	-	-	-	-	-	-	
Total Operating Impact	\$-	\$-	\$-	\$-	\$-	\$-	\$-	

Capital Improvement Program Five Year Summary FY2022-23 through FY2031-32

Capital Projects Fund - Department Requests by Fiscal Year and Priority Number

Information Technology

Project	Priority	Recommended FY23	Request FY23	Request FY24	Request FY25	Request FY26	Request FY27	Request FY28-FY32	Total Ten Year
9185 ERP Replacement	1	0	6,000,000	0	0	0	0	0	6,000,000
06481 Information Technology Projects	2	1,500,000	2,392,000	1,765,000	2,025,000	3,000,000	1,785,000	0	12,467,000
00429 Geographic Information System	3	150,000	150,000	150,000	150,000	150,000	150,000	0	900,000
New E-911 Center Phone System Replacement	4	450,000	450,000	0	0	0	0	0	900,000
Department Subtotal		2,100,000	8,992,000	1,915,000	2,175,000	3,150,000	1,935,000	0	20,267,000

ERP System Replacement – 09185

Department Information Technology	Funding Source General Fund	Project Location Countywide
Magisterial District General Government	Project Classification Non-recurring	Project Type Technology Improvement

Project Description:

This project is to replace the aging and antiquated Oracle eBusiness System, including Finance and Human Resource core functions. Annual maintenance fees of the Oracle eBusiness System have reached a point where annualized costs no longer justify continuation of a system that lacks much of the modern functionality and requirements requested by county leadership and system stakeholders.

Funds from this CIP will include all system/license procurement costs and system implementation consulting fees.

Service Impact:

This project will improve levels of efficiency across County departments.

Operating Impacts:

From a fiscal perspective only, the anticipation is the new system's annualized maintenance costs should be much lower than the current annualized maintenance costs of the Oracle eBusiness System (~\$1M/year). Staffing, specifically HR, Finance, and IT, will realize a tremendous impact, as HR and Finance's day-to-day operations will change dramatically; IT will realize the impact of a change in support for a new ERP system.

Project Milestones:

- Currently, working in conjunction with existing RFP to map and optimize existing business processes, which is also slated to assist in ERP replacement system selection.
- System selection is scheduled to occur in 1Q CY2022
- The system selected on that pre-existing RFP will be procured using the funds from this CIP request
- Human Resources (and related processes and functions) will be the first of the 2 main phases to "go live" in this new system
- Finance (and related processes and functions) will be the second of the 2 main phases to "go live" in this new system
- Will be requesting a sub-2year implementation timeline, in order to meet county leadership's requested compressed timeline to migrate off the legacy Oracle eBusiness (ERP) System

Project Cost Breakdown/Operating Budget Impacts

	Prior Years	FY23	FY24	FY25	FY26	FY27	Total FY2023-27
Project Breakdown							
Planning & Design	\$-	\$-	\$-	\$-	\$-	\$-	\$-
Land	-	-	-	-	-	-	-
Offsite Improvements/Utilities	-	-	-	-	-	-	-
Construction	-	-	-	-	-	-	-
Other	-	6,000,000	-	-	-	-	6,000,000
FFE	-	-	-	-	-	-	-
Total	\$-	\$6,000,000	\$-	\$-	\$-	\$-	\$6,000,000
Operating Budget Impacts							
Personnel (incremental)	\$-	\$-	\$-	\$-	\$-	\$-	
Operating (incremental)	-	-	-	-	-	-	
Total Operating Impact	\$-	\$-	\$-	\$-	\$-	\$-	

Information Technology Projects – #06481

Department Information Technology	Funding Source General Fund	Project Location Countywide
Magisterial District General Government	Project Classification Technology Improvement	Project Type Recurring

Project Description:

This project provides funding for the core infrastructure for Henrico County. This infrastructure is the backbone of every technology in use. This includes virtualization infrastructure, backup storage, storage area network upgrades, upgrade of specialized hardware such as firewall and network edge equipment, security related hardware and software, and database redundancy. This project maintains enterprise-level network and data center equipment/software which is not normally refreshed/replaced/upgraded annually but rather when it is out of maintenance or needs more capacity or features. This project also pays for consulting services for the Oracle EBS and other ad hoc Information Technology related counseling.

Service Impact:

This project improves existing service delivery.

Operating Impacts:

All system maintenance funds are covered in the annual operating budget. Systems that are replaced with funds from this project also have their associated maintenance funding re-purposed to cover maintenance costs of the new installed systems.

Project Highlights:

- The FY22 Capital Budget for this project was \$1,500,000.
- The current balance remaining in this project as of 11/3/21 is \$1,040,269.

Category/Subproject	Cost FY22
• Hardware/VoIP Infrastructure Replacement	\$185,000
• Hardware/Security Cameras	\$100,000
• Software/Workspace One	\$75,000
• Network/Fiber Optic Cabling WGC/CTC	\$125,000
• Hardware/LAN Switch Upgrade CTC & PSB	\$500,000
• Software/Enterprise Video/Media Mgmt. System	\$130,000
• Software/VMWare vRealize	\$75,000
• Hardware/Remote Site-WAN Switching Upgrade	\$400,000
• Hardware/Software Virtual Desktop HCG	\$225,000
• Storage/Shelves & Software	\$100,000
• Software/Orchestration & Automation	\$80,000
• Hardware GIS Virtual Desktop VDI Appliance	\$65,000
• Hardware/Data Center KVM	\$50,000
• Hardware/SaaS: Code Blue System	\$57,000
• Hardware/Secure DNS/IPAM Appliance	\$100,000
• Software/IT Service Management Platform	\$125,000
Total:	\$2,392,000

Project Cost Breakdown/Operating Budget Impacts

	Prior Years	FY23	FY24	FY25	FY26	FY27	Total FY23-27
Project Breakdown							
Planning & Design	\$-	\$-	\$-	\$-	\$-	\$-	\$-
Land	-	-	-	-	-	-	-
Offsite Improvements/Utilities	-	-	-	-	-	-	-
Construction	-	-	-	-	-	-	-
Other	-	2,392,000	1,765,000	2,025,000	3,000,000	1,785,000	10,967,000
FFE	-	-	-	-	-	-	-
Total	\$-	\$2,392,000	\$1,765,000	\$2,025,000	\$3,000,000	\$1,785,000	\$10,967,000
Operating Budget Impacts							
Personnel (incremental)	\$-	\$-	\$-	\$-	\$-	\$-	\$-
Operating (incremental)	-	-	-	-	-	-	-
Total Operating Impact	\$-	\$-	\$-	\$-	\$-	\$-	\$-

Geographic Information System – #00429

Department Information Technology	Funding Source General Fund	Project Location Countywide
Magisterial District General Government	Project Classification Technology Improvement	Project Type Recurring

Project Description:

The project funds GIS-related equipment procurement and the recurring updates to the County's aerial orthophotography, planimetric base maps, LIDAR, and topography on a regular cycle. The County's GIS Strategic Guiding Plan sets a goal of an update to these data sets, at least, every other year for aerial orthophotography and every three to five years for the planimetric and topography data. This frequency is necessary to support the needs of the various agencies of the County. The primary purpose of this project is to support GIS-related equipment refresh cycles and the data update cycles of the County's base map datasets. These updated base map layers have become integral tools for the County, especially Community Development and Public Safety. Some of the more prominent uses of the base map data include real estate tax parcel mapping, impervious surface calculations, and public safety routing and planning.

Service Impact:

Project will improve the delivery of existing services provided.

Operating Impacts:

No operating impacts are anticipated as all system/hardware updates that may accompany dataset updates are covered in the accompanying CIP project number 06481. No personnel impacts are expected as existing IT-GIS staff will maintain all new datasets realized using these funds.

Project Overview:

- GIS/ Planimetric base Map Data Update
- GIS/ Aerial Orthophotography
- The FY22 Capital Budget is \$150,000.
- The current balance remaining in this project as of 11/3/2021 is \$723,137. There are plans for this balance in the upcoming fiscal years.

FY22	ESRI VDI Solution	90,000.000
	EagleView Oblique Imagery (3")	160,000.00
	Planimetric Updates	300,000.00
		550,000

FY23	VGIN Aerial Photography (6")	25,000
	NearMap Aerial Photography (3")	70,000
		95,000

Project Cost Breakdown/Operating Budget Impacts

	Prior Years	FY23	FY24	FY25	FY26	FY27	Total FY2023-27
Project Breakdown							
Planning & Design	\$-	\$-	\$-	\$-	\$-	\$-	\$-
Land	-	-	-	-	-	-	-
Offsite Improvements/Utilities	-	-	-	-	-	-	-
Construction	-	-	-	-	-	-	-
Other	-	150,000	150,000	150,000	150,000	150,000	750,000
FFE	-	-	-	-	-	-	-
Total	\$-	\$150,000	\$150,000	\$150,000	\$150,000	\$150,000	\$750,000
Operating Budget Impacts							
Personnel (incremental)	\$-	\$-	\$-	\$-	\$-	\$-	
Operating (incremental)	-	-	-	-	-	-	
Total Operating Impact	\$-	\$-	\$-	\$-	\$-	\$-	

E-911 Center Phone System Replacement – New

Department Information Technology	Funding Source General Fund	Project Location Countywide
Magisterial District General Government	Project Classification Technology Improvement	Project Type Non-recurring

Project Description:

The county’s current E911 phone system was purchased in late 2016 and went live in January 2017. The system encompasses phone hardware, physical computer servers, and software. The seven-year contracted maintenance expires January 2024. This system upgrade will allow for continuity in providing E911 service to our citizens. This system also provides call queueing as well as texting services. In addition, the updated system will allow a group of E911 Dispatchers to be remotely located, if needed. In the recent past, the E911 Center has been evacuated and may need to be evacuated again due to unforeseen factors. These additional features will allow Dispatchers to respond to calls from satellite locations if the need arises.

Service Impact:

This project would improve upon existing services.

Operating Impacts:

The E911 system upgrade would include annual maintenance cost increases forecasted at about a 1.3% increase annually. Those anticipated annual costs are accounted for in projections.

Project Milestones:

- Planning, design, and basic system quoting has already occurred - July 2020
- System upgrade set to begin in Q4 CY2023
- System upgrade completion, acceptance testing, and "go live" in Q1 CY2024

Project Cost Breakdown/Operating Budget Impacts

	Prior Years	FY23	FY24	FY25	FY26	FY27	Total FY23-27
Project Breakdown							
Planning & Design	\$-	\$-	\$-	\$-	\$-	\$-	\$-
Land	-	-	-	-	-	-	-
Offsite Improvements/Utilities	-	-	-	-	-	-	-
Construction	-	-	-	-	-	-	-
Other	-	442,487	-	-	-	-	442,487
FFE	-	-	-	-	-	-	-
Total	\$-	\$442,487	\$-	\$-	\$-	\$-	\$442,487
Operating Budget Impacts							
Personnel (incremental)	\$-	\$-	\$-	\$-	\$-	\$-	
Operating (incremental)	-	152,017	14,861	2,218	2,262	2,307	
Total Operating Impact	\$-	\$152,017	\$14,861	\$2,218	\$2,262	\$2,307	

Capital Improvement Program Five Year Summary FY2022-23 through FY2031-32

Capital Projects Fund - Department Requests by Fiscal Year and Priority Number

Mental Health

Project	Priority	Recommended FY23	Request FY23	Request FY24	Request FY25	Request FY26	Request FY27	Request FY28-FY32	Total Ten Year
06662 Woodman Road Expansion Construction	1	0	0	0	0	0	2,145,585	14,790,366	16,935,951
Department Subtotal		0	0	0	0	0	2,145,585	14,790,366	16,935,951

Woodman Rd Expansion – 06662

Department Mental Health	Funding Source No Funding Source	Project Location 10299 Woodman Rd
Magisterial District General Government	Project Classification Building Improvements	Project Type Non-recurring

Project Description:

This project would construct a 25,000 square-foot addition to the MH/DS Woodman Rd. facility to allow for anticipated growth and the consolidation of a 9,900 square-foot rental office.

Service Impact:

Demand for MH/DS services has steadily increased for the last several years. MH/DS projects the addition of fifty new staff at this location over the next ten years.

Operating Impacts:

The expansion would allow MH/DS to consolidate the Richmond Medical Park office into Woodman for economies of scale. Additionally, it would provide the space needed for the additional staff MH/DS anticipates hiring as DBHDS implements STEP-VA and other new initiatives.

Project Milestones:

- Planning for project proposed for FY27 with construction beginning in FY28

Project Location:



Project Cost Breakdown/Operating Budget Impacts

	Prior Years	FY23	FY24	FY25	FY26	FY27	Beyond 2027	Total FY23-32
Project Breakdown								
Planning & Design	\$-	\$-	\$-	\$-	\$-	\$2,145,585	\$-	\$2,145,585
Land	-	-	-	-	-	-	-	-
Offsite Improvements/Utilities	-	-	-	-	-	-	-	-
Construction	-	-	-	-	-	-	12,055,488	12,055,488
Other	-	-	-	-	-	-	1,742,232	1,742,232
FFE	-	-	-	-	-	-	992,647	992,647
Total	\$-	\$-	\$-	\$-	\$-	\$2,145,585	\$14,790,366	\$16,935,951
Operating Budget Impacts								
Personnel (incremental)	\$-	\$-	\$-	\$-	\$-	\$-	\$-	
Operating (incremental)	-	-	-	-	-	-	-	
Total Operating Impact	\$-	\$-	\$-	\$-	\$-	\$-	\$-	

Capital Improvement Program Five Year Summary FY2022-23 through FY2031-32

Capital Projects Fund - Department Requests by Fiscal Year and Priority Number

Police										
Project	Priority	Recommended FY23	Request FY23	Request FY24	Request FY25	Request FY26	Request FY27	Request FY28-FY32	Total Ten Year	
08567	Police South Station	1	1,150,000	1,152,940	8,491,870	0	0	0	0	9,644,810
08874	Range Improvements	2	0	0	405,479	1,733,491	0	0	0	2,138,970
New	Standalone Communications Center	3	0	0	0	557,386	3,274,435	0	0	3,831,821
New	EVOT Training Center	4	0	0	0	0	1,751,917	10,680,956	0	12,432,873
08873	Canine Facility	5	0	0	0	0	0	317,650	1,689,958	2,007,608
08750	Range Classroom	6	0	0	0	0	0	352,244	2,053,268	2,405,512
08569	Police West Station	7	0	0	0	0	0	0	8,241,258	8,241,258
New	Range Tactical Training Facility	8	0	0	0	0	0	0	3,101,492	3,101,492
New	Gym/Training Facility	9	0	0	0	0	0	0	5,817,884	5,817,884
Department Subtotal			1,150,000	1,152,940	8,897,349	2,290,877	5,026,352	11,350,850	20,903,860	49,622,228

Police South Station - 08567

Department Police Division	Funding Source General Fund	Project Location 640 N. Airport Drive
Magisterial District Varina	Project Classification Building (New)	Project Type Non-Recurring

Project Description:

Construct a new station in the south area of the county to replace the currently leased Fair Oaks location. The 16,500 SF structure will include 11,100 SF of administration space and 5,400 SF of garage space (3 bay.) The station will be staffed with existing officers in patrol, special operations with vehicles, and the emergency response team. The station will be modeled after the Central Station. Parking for 70 vehicles is required. The estimate is based on the facility being built on county owned property.

Co-locating the future canine facility with this location is a possibility if sufficient land, noise considerations, and expected foot traffic are conducive for kenneling and training.

Service Impact:

Improve delivery of existing services.

Operating Impact:

Existing staff will relocate to the new building. The County facility will eliminate the cost of renting the current station and will be designed to better meet needs as opposed to adapting the existing space. The current lease expires in January 2025. Eliminating the existing lease payment will offset any incremental operating costs at the new facility.

Project Milestones:

- Land was purchased in January 2020.
- Planning and Design in FY23.
- Construction in FY24.

Project Location:



Project Cost Breakdown/Operating Budget Impacts

	Prior Years	FY23	FY24	FY25	FY26	FY27	Total FY23-27
Project Breakdown							
Planning & Design	\$15,164	\$1,152,940	\$-	\$-	\$-	\$-	\$1,152,940
Land	238,761	-	-	-	-	-	-
Offsite Improvements/Utilities	-	-	353,153	-	-	-	353,153
Construction	-	-	6,877,375	-	-	-	6,877,153
Other	1,073	-	862,544	-	-	-	862,544
FFE	-	-	398,797	-	-	-	398,797
Total	\$254,998	\$1,152,940	\$8,491,870	\$-	\$-	\$-	\$9,644,810
Operating Budget Impacts							
Personnel (incremental)	\$-	\$-	\$-	\$-	\$-	\$-	
Operating (incremental)	-	-	-	-	-	-	
Total Operating Impact	\$-	\$-	\$-	\$-	\$-	\$-	

Range Improvements - 08874

Department Police Division	Funding Source No Funding Source	Project Location 6550 La France Road, Sandston
Magisterial District Varina	Project Classification Non-Recurring	Project Type Building Improvements

Project Description:

Remove exhausted existing earthwork and target turning system. Construct replacement 210-foot-long concrete structure on the existing hill and install a new target turning system. On the long-distance training side, construct a 30-foot concrete training structure.

Service Impact:

Improve delivery of existing services.

Operating Impacts:

The current system is used regularly to properly train officers, but the trap is deteriorating and the turning system is no longer functioning. Per the architects, the trap can be repaired but only as a temporary fix. A replacement is needed to prevent additional future repairs to the trap system. Replacing the turning system will allow training on moving targets to resume.

Project Milestones:

- Design FY24
- Construction FY25

Project Location:



Project Cost Breakdown/Operating Budget Impacts

	Prior Years	FY23	FY24	FY25	FY26	FY27	Total FY23-27
Project Breakdown							
Planning & Design	\$-	\$-	\$405,479	\$-	\$-	\$-	\$405,479
Land	-	-	-	-	-	-	-
Offsite Improvements/Utilities	-	-	-	-	-	-	-
Construction	-	-	-	1,514,949	-	-	1,514,949
Other	-	-	-	218,542	-	-	218,542
FFE	-	-	-	-	-	-	-
Total	\$-	\$-	\$405,479	\$1,733,491	\$-	\$-	\$2,138,970
Operating Budget Impacts							
Personnel (incremental)	\$-	\$-	\$-	\$-	\$-	\$-	
Operating (incremental)	-	-	-	-	-	-	
Total Operating Impact	\$-	\$-	\$-	\$-	\$-	\$-	

Standalone Communications Center

Department Police Division	Funding Source No Funding Source	Project Location TBD
Magisterial District Countywide	Project Classification Building (New)	Project Type Non-Recurring

Project Description:

Construct a facility to create a remote center for use when the permanent Emergency Communications Center is not available. The facility will be built on an existing county owned property but not in the same portion of the County as the Emergency Communications Center. Closures for cleaning during the recent pandemic revealed vulnerabilities that will be addressed by this project but having this facility will benefit the County in more than just a future pandemic.

Service Impact:

Ensure continuity of existing services.

Operating Impact:

Existing staff will relocate to the new building as needed for emergencies. The facility can also be used throughout the year for training purposes. Utility and maintenance fees will be additional expenses.

Project Milestones:

- Planning and Design FY25
- Construction FY26

Project Location: TBD

Project Cost Breakdown/Operating Budget Impacts

	Prior Years	FY23	FY24	FY25	FY26	FY27	Total FY23-27
Project Breakdown							
Planning & Design	\$-	\$-	\$-	\$557,386	\$-	\$-	\$557,386
Land	-	-	-	-	-	-	-
Offsite Improvements/Utilities	-	-	-	-	-	-	-
Construction	-	-	-	-	2,748,691	-	2,748,691
Other	-	-	-	-	300,569	-	300,569
FFE	-	-	-	-	225,175	-	225,175
Total	\$-	\$-	\$-	\$557,386	\$3,274,435	\$-	\$3,831,821
Operating Budget Impacts							
Personnel (incremental)	\$-	\$-	\$-	\$-	\$-	\$-	
Operating (incremental)	-	-	-	-	-	25,000	
Total Operating Impact	\$-	\$-	\$-	\$-	\$-	\$25,000	

EVOT Training Center

Department Police Division	Funding Source No Funding Source	Project Location TBD
Magisterial District Countywide	Project Classification Building (New)	Project Type Non-Recurring

Project Description:

Construct a driving facility for emergency vehicle operator training (EVOT.) The facility will have a classroom, driving courses, an observation tower, and a garage facility. Current training is received in a nearby locality and having a local facility will allow greater control of training schedules and allow expanded use throughout County departments for driving instruction.

Service Impact:

Improve delivery of existing services and expand services to new departments.

Operating Impact:

A County facility will allow for more officer training and reduce scheduling conflicts with the current facility located in another jurisdiction. Existing staff will operate the new facility with operating costs offset by current user fees. Expanded services will incur interdepartmental user fees on a per use or per day basis. The facility may be rented to outside agencies.

Project Milestones:

- Planning and Design in FY26.
- Construction in FY27.

Project Location: TBD

Project Cost Breakdown/Operating Budget Impacts

	Prior Years	FY23	FY24	FY25	FY26	FY27	Total FY23-27
Project Breakdown							
Planning & Design	\$-	\$-	\$-	\$-	\$1,751,917	\$-	\$1,751,197
Land	-	-	-	-	-	2,093,959	2,093,959
Offsite Improvements/Utilities	-	-	-	-	-	93,952	93,952
Construction	-	-	-	-	-	7,160,150	7,160,150
Other	-	-	-	-	-	975,063	975,063
FFE	-	-	-	-	-	357,832	357,832
Total	\$-	\$-	\$-	\$-	\$1,751,917	\$10,680,956	\$12,432,873
Operating Budget Impacts							
Personnel (incremental)	\$-	\$-	\$-	\$-	\$-	\$-	\$-
Operating (incremental)	-	-	-	-	-	25,000	
Total Operating Impact	\$-	\$-	\$-	\$-	\$-	\$25,000	

Canine Facility - 08873

Department Police Division	Funding Source No Funding Source	Project Location South Station, West Station, or standalone
Magisterial District Varina or Three Chopt	Project Classification Building (New)	Project Type Non-Recurring

Project Description:

This building will potentially be an addition to either the South or West station buildings for kennel access but could also be a stand-alone site. The project will include a 2,500 SF single story building with kennels and an acre of land for an outdoor training course. Current staff occupy the Fair Oaks Station.

Service Impact:

Improve levels of efficiency.

Operating Impacts:

Existing staff will relocate to a new facility which will be designed to include more space for training. Due to the nature of the tasks being performed the facility should be away from distractions and in an area that will not result in noise complaints from the animals being trained.

Project Milestones:

- Design FY27
- Construction FY28

Project Location: TBD

Project Cost Breakdown/Operating Budget Impacts

	Prior Years	FY23	FY24	FY25	FY26	FY27	Beyond 2027	Total FY23-32
Project Breakdown								
Planning & Design	\$-	\$-	\$-	\$-	\$-	\$317,650	\$-	\$317,650
Land	-	-	-	-	-	-	4,255	4,255
Offsite Improvements/Utilities	-	-	-	-	-	-	-	-
Construction	-	-	-	-	-	-	1,461,426	1,461,426
Other	-	-	-	-	-	-	159,807	159,807
FFE	-	-	-	-	-	-	64,470	64,470
Total	\$-	\$-	\$-	\$-	\$-	\$317,650	\$1,689,958	\$2,007,608
Operating Budget Impacts								
Personnel (incremental)	\$-	\$-	\$-	\$-	\$-	\$-	\$-	\$-
Operating (incremental)	-	-	-	-	-	-	-	-
Total Operating Impact	\$-	\$-	\$-	\$-	\$-	\$-	\$-	\$-

Range Classroom - 08750

Department Police Division	Funding Source No Funding Source	Project Location 6550 La France Rd
Magisterial District Varina	Project Classification Building (New)	Project Type Non-Recurring

Project Description:

Construct a single story 4,875 SF building containing classrooms, offices, weapon storage, a gunsmithing workshop, storage closets, a breakroom, and bathrooms at the location of the current firing range. A 1,500 SF utility shed will be added for non-climate-controlled storage along with 40 additional parking spaces. The project will include a site master plan with a layout for a future tactical training facility.

Service Impact:

Improve delivery of existing services.

Operating Impact:

Existing staff will relocate to the new building which will be better suited for classroom training. Adequate space does not currently exist for a workshop or related storage.

Project Milestones:

- Planning and Design in FY27.
- Construction beyond FY27.

Project Location:



Project Cost Breakdown/Operating Budget Impacts

	Prior Years	FY23	FY24	FY25	FY26	FY27	Beyond 2027	Total FY23-32
Project Breakdown								
Planning & Design	\$-	\$-	\$-	\$-	\$-	\$352,244	\$-	\$352,244
Land	-	-	-	-	-	-	-	-
Offsite Improvements/Utilities	-	-	-	-	-	-	-	-
Construction	-	-	-	-	-	-	1,850,875	1,850,875
Other	-	-	-	-	-	-	202,393	202,393
FFE	-	-	-	-	-	-	-	-
Total	\$-	\$-	\$-	\$-	\$-	\$352,244	\$2,053,268	\$2,405,512
Operating Budget Impacts								
Personnel (incremental)	\$-	\$-	\$-	\$-	\$-	\$-	\$-	\$-
Operating (incremental)	-	-	-	-	-	-	-	-
Total Operating Impact	\$-	\$-	\$-	\$-	\$-	\$-	\$-	\$-

Capital Improvement Program Five Year Summary FY2022-23 through FY2031-32

Capital Projects Fund - Department Requests by Fiscal Year and Priority Number

Public Library

Project	Priority	Recommended FY23	Request FY23	Request FY24	Request FY25	Request FY26	Request FY27	Request FY28-FY32	Total Ten Year
07034 Tuckahoe Library Teen Relocation/Repurpose	1	0	0	112,570	677,941	0	0	0	790,511
07033 Twin Hickory Library Renew/Repurpose	2	0	0	0	110,360	651,607	0	0	761,967
Department Subtotal		0	0	112,570	788,301	651,607	0	0	1,552,478

Tuckahoe Library Teen Relocation-Repurpose – 7034

Department Library	Funding Source No Funding Source	Project Location 1901 Starling Drive
Magisterial District Tuckahoe	Project Classification Building Improvements	Project Type Non-recurring

Project Description:

Tuckahoe Area Library is one of the busiest libraries in the County with more than 138,091 visits in FY21 and with nearly the highest circulation of materials with 323,375 in FY21. The new teen section would grow from 850 SF to approximately 1500 SF, a 76% increase in space allowing for more study space, seating, and room for dedicated teen programs. The seven meeting spaces at Tuckahoe are very popular and adding a new conference space on the second floor would help manage the high demand. A family comfort/lactation room adjacent to the Children’s area on the second floor would provide families a suitable place and will support legislative requirements. Tuckahoe has a large, established, and diverse clientele who make great use of the library and who have come to expect excellent library service and updated facilities.

Service Impact:

Project is to improve the scope of services provided to the community.

Operating Impacts:

There are no operating impacts.

Project Milestones:

- Constant evaluation of open spaces to address what is needed and consistently used.
- Re-evaluation of in demand services and reconfigured service points.
- Repurposing allows for consistent evolving and renewal of the Library for adapted public utilization.

Project Location:



Project Cost Breakdown/Operating Budget Impacts

	Prior Years	FY23	FY24	FY25	FY26	FY27	Total FY23-27
Project Breakdown							
Planning & Design	\$-	\$-	\$112,570	\$-	\$-	\$-	\$112,570
Land	-	-	-	-	-	-	-
Offsite Improvements/Utilities	-	-	-	-	-	-	-
Construction	-	-	-	375,041	-	-	375,041
Other	-	-	-	63,233	-	-	63,233
FFE	-	-	-	239,667	-	-	239,667
Total	\$-	\$-	\$112,570	\$677,941	\$-	\$-	\$790,511
Operating Budget Impacts							
Personnel (incremental)	\$-	\$-	\$-	\$-	\$-	\$-	
Operating (incremental)	-	-	-	-	-	-	
Total Operating Impact	\$-	\$-	\$-	\$-	\$-	\$-	

Twin Hickory Library Teens– 7033

Department Library	Funding Source No Funding Source	Project Location 5001 Twin Hickory Road
Magisterial District Three Chopt	Project Classification Building Improvements	Project Type Non-Recurring

Project Description:

Twin Hickory Area Library is one of the busiest libraries in the County with more than 131,414 visits in FY21 and with the highest circulation of materials with 323,781 in FY21. The new teen section would grow from 690 SF to approximately 1500 SF, more than doubling the space allowing for more study space, seating, and room for dedicated teen programs. The six meeting spaces at Twin Hickory are very popular and adding a new conference space on the first floor would help manage the high demand. A family comfort/lactation room adjacent to the Children’s area on the first floor would provide families a suitable place and will support legislative requirements. Twin Hickory has many engaged library families, as well as students with Deep Run High School next door, who make great use of the library and who have come to expect excellent library service and updated facilities.

Service Impact:

Project is to improve the scope of services provided to the community.

Operating Impacts:

There are no operating impacts.

Project Milestones:

- Constant evaluation of open spaces to address what is needed and consistently used.
- Re-evaluation of in demand services and reconfigured service points.
- Repurposing allows for consistent evolving and renewal of the Library for adapted public utilization.

Project Location:



Project Cost Breakdown/Operating Budget Impacts

	Prior Years	FY23	FY24	FY25	FY26	FY27	Total FY23-27
Project Breakdown							
Planning & Design	\$-	\$-	\$-	\$110,360	\$-	\$-	\$110,360
Land	-	-	-	-	-	-	-
Offsite Improvements/Utilities	-	-	-	-	-	-	-
Construction	-	-	-	-	364,676	-	364,676
Other	-	-	-	-	61,674	-	61,674
FFE	-	-	-	-	243,257	-	243,257
Total	\$-	\$-	\$-	\$110,360	\$651,607	\$-	\$761,967
Operating Budget Impacts							
Personnel (incremental)	\$-	\$-	\$-	\$-	\$-	\$-	
Operating (incremental)	-	-	-	-	-	-	
Total Operating Impact	\$-	\$-	\$-	\$-	\$-	\$-	

Capital Improvement Program Five Year Summary FY2022-23 through FY2031-32
Capital Projects Fund - Department Requests by Fiscal Year and Priority Number

Public Safety										
Project		Priority	Recommended FY23	Request FY23	Request FY24	Request FY25	Request FY26	Request FY27	Request FY28-FY32	Total Ten Year
New	Animal Adoption Center	1	0	0	0	3,000,000	12,000,000	0	0	15,000,000
New	Public Safety Training Center	2	0	0	0	0	9,000,000	9,000,000	0	18,000,000
Department Subtotal			0	0	0	3,000,000	21,000,000	9,000,000	0	33,000,000

Animal Adoption Center - 09177

Department Public Safety	Project Budget \$10,598,723	Project Location Kain Road
Magisterial District Countywide	Project Classification Building (New)	Project Type Non-Recurring

Project Description:

Construct a new no-kill facility for the public to adopt rescued or surrendered animals. The facility will be run by a partner agency. (The existing Animal Control shelter will be maintained in addition to this new facility.)

Service Impact:

Expansion of service providing the community additional opportunities for animal rescue, surrender, and adoption.

Operating Impacts:

None.

Project Milestones:

- Design FY23
- Construction FY24

Project Location:



Project Cost Breakdown/Operating Budget Impacts

	Prior Years	FY2023	FY2024	FY2025	FY2026	FY2027	Total FY2023-27
Project Breakdown							
Planning & Design	\$-	\$-	\$-	\$3,000,000	\$-	\$-	\$3,000,000
Land	-	-	-	-	-	-	-
Offsite Improvements/Utilities	-	-	-	-	-	-	-
Construction	-	-	-	-	10,000,000	-	10,000,000
Other	-	-	-	-	1,000,000	-	1,000,000
FFE	-	-	-	-	1,000,000	-	1,000,000
Total	\$-	\$-	\$-	\$3,000,000	\$12,000,000	\$-	\$10,598,723
Operating Budget Impacts							
Personnel (incremental)	\$-	\$-	\$-	\$-	\$-	\$-	
Operating (incremental)	-	-	-	-	-	-	
Total Operating Impact	\$-	\$-	\$-	\$-	\$-	\$-	

Public Safety Training Center – Building (New) – 08991

Department Division of Fire	Funding Source Proposed 2022 GO Bonds	Project Location Woodman Road Complex
Magisterial District General Government	Project Classification Building (New)	Project Type Non-Recurring

Project Description:

The project scope of the tactical training facility would consist of a new 6,000 square foot, four-story (including basement), townhouse-style training structure and a 24,000 square foot, four-story, Urban Mixed Use style training structure. These structures shall be designed and constructed to provide the look and feel of contemporary structures encountered throughout Henrico County. The project scope would also include site work, mechanical, electrical, plumbing, fire protection, and theatrical smoke production systems. These new structures generally consist of concrete footings and slab on grade, with structural systems of concrete and steel, concrete roofs, sectional garage style doors and an elevator. These structures shall be specifically designed to drain water from the interior and retain theatrical smoke while having various training props built within including movable wall systems, forcible entry door props, forcible window props, and roof ventilation props. This project intends to allow the Division's public safety officers to properly prepare for and respond to emergencies in the types of structures currently being built and existing in Henrico County.

Service Impact:

Address training needs of Henrico County Public Safety agencies. A better trained staff leads directly to a safer community.

Operating Impact:

Besides incremental operating costs, the multiple floor plans prepares staff for increasingly urban settings they respond to on a daily basis.

Project Milestones:

- Design: FY26
- Construction: FY26 and FY27

Project Location:



Project Cost Breakdown/Operating Budget Impacts

	Prior Years	FY23	FY24	FY25	FY26	FY27	Beyond 2027	Total FY23-32
Project Breakdown								
Planning & Design	\$-	\$-	\$-	\$-	\$1,140,429	\$-	\$-	\$1,140,429
Land	-	-	-	-	-	-	-	-
Offsite Improvements/Utilities	-	-	-	-	163,696	-	-	163,696
Construction	-	-	-	-	6,722,100	9,000,000	-	15,722,100
Other	-	-	-	-	973,775	-	-	973,775
FFE	-	-	-	-	-	-	-	-
Total	\$-	\$-	\$-	\$-	\$9,000,000	\$9,000,000	\$-	\$18,000,000
Operating Budget Impacts								
Personnel (incremental)	\$-	\$-	\$-	\$-	\$-	\$-	\$-	\$-
Operating (incremental)	-	-	-	-	-	-	400,000	-
Total Operating Impact	\$-	\$-	\$-	\$-	\$-	\$-	\$400,000	\$-

Capital Improvement Program Five Year Summary FY2022-23 through FY2031-32

Capital Projects Fund - Department Requests by Fiscal Year and Priority Number

Public Works

Project	Priority	Recommended FY23	Request FY23	Request FY24	Request FY25	Request FY26	Request FY27	Request FY28-FY32	Total Ten Year	
Public Works - Drainage										
00363	Minor Drainage Improvements	1	500,000	500,000	500,000	500,000	500,000	500,000	0	2,500,000
08932	Countywide Creeks and Streams	2	750,000	750,000	750,000	750,000	750,000	750,000	0	3,750,000
New	Countywide Acquisitions	3	500,000	500,000	500,000	500,000	500,000	500,000	0	2,500,000
Asst	Designated Drainage Projects	4	0	0	10,806,056	11,157,181	10,845,930	10,485,046	11,926,813	43,294,213
Department Subtotal			1,750,000	1,750,000	12,556,056	12,907,181	12,595,930	12,235,046	0	52,044,213
Public Works - Roadway										
06837	Countywide Pedestrian Improvements	1	2,500,000	2,500,000	2,500,000	2,500,000	2,500,000	2,500,000	0	12,500,000
Asst	Highway Interchanges Projects	2	0	24,000,000	24,000,000	24,000,000	24,000,000	24,000,000	260,000,000	380,000,000
Asst	Roadway Projects	3	25,000,000	114,640,000	114,640,000	114,640,000	114,640,000	114,640,000	645,000,000	1,218,200,000
Asst	Bike/Pedestrian Projects	4	2,500,000	22,900,000	22,900,000	22,900,000	22,900,000	22,900,000	102,000,000	216,500,000
Asst	Multimodal Projects	5	0	40,500,000	40,500,000	40,500,000	40,500,000	40,500,000	139,500,000	342,000,000
Department Subtotal			30,000,000	204,540,000	204,540,000	204,540,000	204,540,000	204,540,000	1,146,500,000	2,169,200,000
Public Works - Stormwater										
07046	Chesapeake Bay TMDL/MS4 Compliance	1	2,348,000	2,348,000	2,348,000	2,348,000	2,348,000	2,348,000	0	11,740,000
Department Subtotal			2,348,000	2,348,000	2,348,000	2,348,000	2,348,000	2,348,000	0	11,740,000
Department Total			34,098,000	208,638,000	219,444,056	219,795,181	219,483,930	219,123,046	1,146,500,000	2,232,984,213

Minor Drainage Improvements – 00363

Department Public Works	Funding Source General Fund	Project Location Countywide
Magisterial District Countywide	Project Classification Drainage	Project Type Recurring

Project Description:

The project will be used for small residential drainage projects countywide. The projects will include improvements to culverts and other drainage related issues to relieve flooding in ditches and yards.

Service Impact:

This project provides support for small drainage projects countywide. This would provide relief to property owners while benefiting county infrastructure.

Operating Impacts:

This project has no anticipated fiscal operating impacts.

Project Milestones:

- FY22 Capital Budget: \$500,000

Project Cost Breakdown/Operating Budget Impacts

	Prior Years	FY23	FY24	FY25	FY26	FY27	Total FY23-27
Project Breakdown							
Planning & Design	\$-	\$250,000	\$250,000	\$250,000	\$250,000	\$250,000	\$1,250,000
Land	-	-	-	-	-	-	-
Offsite Improvements/Utilities	-	-	-	-	-	-	-
Construction	-	250,000	250,000	250,000	250,000	250,000	1,250,000
Other	-	-	-	-	-	-	-
FFE	-	-	-	-	-	-	-
Total	\$500,000	\$500,000	\$500,000	\$500,000	\$500,000	\$500,000	\$ 2,500,000
Operating Budget Impacts							
Personnel (incremental)	\$-	\$-	\$-	\$-	\$-	\$-	
Operating (incremental)	-	-	-	-	-	-	
Total Operating Impact	\$-	\$-	\$-	\$-	\$-	\$-	

Countywide Creeks and Streams – 08932

Department Public Works	Funding Source General Fund	Project Location Countywide
Magisterial District Countywide	Project Classification Drainage	Project Type Recurring

Project Description:

The project will be used to clean up and restore small streams and creeks throughout the County. Projects will include improvements to culverts and other drainage related issues to relieve flooding in ditches and yards. There have been several projects identified already for which DPW will explore solutions. This program is different in that it addresses drainage issues outside of the right of way. This work is specific to private property drainage concerns.

Service Impact:

Improve drainage across Henrico County.

Operating Impacts:

This project has no anticipated fiscal operating impacts.

Project Milestones:

- This is an ongoing effort, which began in the FY2022 budget.
- FY22 Capital Budget: \$750,000.

Project Cost Breakdown/Operating Budget Impacts

	Prior Years	FY23	FY24	FY25	FY26	FY27	Total FY23-27
Project Breakdown							
Planning & Design	\$-	\$375,000	\$375,000	\$375,000	\$375,000	\$375,000	\$ 1,875,000
Land	-	-	-	-	-	-	-
Offsite Improvements/Utilities	-	-	-	-	-	-	-
Construction	-	375,000	375,000	375,000	375,000	375,000	1,875,000
Other	-	-	-	-	-	-	-
FFE	-	-	-	-	-	-	-
Total	\$750,000	\$750,000	\$750,000	\$750,000	\$750,000	\$750,000	\$ 3,750,000
Operating Budget Impacts							
Personnel (incremental)	\$-	\$-	\$-	\$-	\$-	\$-	
Operating (incremental)	-	-	-	-	-	-	
Total Operating Impact	\$-	\$-	\$-	\$-	\$-	\$-	

DPW Land Acquisitions – 09100

Department Public Works	Funding Source General Fund	Project Location Countywide
Magisterial District Countywide	Project Classification Drainage	Project Type Recurring

Project Description:

A new project for acquiring land to improve drainage efforts across Henrico County. Projects will include improvements to culverts and other drainage related issues to relieve flooding in ditches and yards. There have been several projects identified already for which DPW will explore solutions. This program is different in that it addresses drainage issues outside of the right of way. This work is specific to private property drainage concerns.

Service Impact:

Address areas where heavy rains create flooding for property currently owned privately.

Operating Impacts:

This project has no anticipated fiscal operating impacts.

Project Milestones:

- This is an ongoing effort started in FY22.
- FY22 Capital Budget: \$500,000.

Project Cost Breakdown/Operating Budget Impacts

	Prior Years	FY23	FY24	FY25	FY26	FY27	Total FY23-27
Project Breakdown							
Planning & Design	\$-	\$-	\$-	\$-	\$-	\$-	\$ -
Land	500,000	500,000	500,000	500,000	500,000	500,000	2,500,000
Offsite Improvements/Utilities	-	-	-	-	-	-	-
Construction	-	-	-	-	-	-	-
Other	-	-	-	-	-	-	-
FFE	-	-	-	-	-	-	-
Total	\$500,000	\$500,000	\$500,000	\$500,000	\$500,000	\$500,000	\$ 2,500,000
Operating Budget Impacts							
Personnel (incremental)	\$-	\$-	\$-	\$-	\$-	\$-	
Operating (incremental)	-	-	-	-	-	-	
Total Operating Impact	\$-	\$-	\$-	\$-	\$-	\$-	

Designated Drainage Improvements – Multiple Projects

Department Public Works	Funding Source No Funding Source	Project Location Countywide
Magisterial District Countywide	Project Classification Drainage	Project Type Non-recurring

Project Description:

This entry consists of 17 proposed drainage projects beginning in FY2024. The projects are located across Henrico County and are listed on the following page.

Service Impact:

These drainage projects will improve the county’s ability to mitigate erosion and flooding. Additionally, multiple projects focus on combatting flooding from a 10-year storm.

Operating Impacts:

This project has no anticipated fiscal operating impacts.

Project Milestones:

- Mixture of new and previously proposed drainage projects.

Project Cost Breakdown/Operating Budget Impacts

	Prior Years	FY23	FY24	FY25	FY26	FY27	Beyond FY27	Total FY23-32
Project Breakdown								
Planning & Design	\$-	\$-	\$1,536,576	\$1,844,119	\$-	\$1,821,337	\$419,848	\$5,621,880
Land	-	-	1,408,448	1,844,119	-	1,821,337	419,848	5,493,752
Offsite Improvements/Utilities	-	-	2,112,672	732,566	2,033,612	2,732,006	629,773	8,240,629
Construction	-	-	4,027,441	4,663,646	6,100,836	2,999,484	7,085,853	24,877,260
Other	-	-	1,720,919	2,072,731	2,711,482	1,110,881	3,371,492	10,987,505
FFE	-	-	-	-	-	-	-	-
Total	\$-	-	\$10,806,056	\$11,157,181	\$10,845,930	\$10,485,046	\$11,926,813	\$55,221,026
Operating Budget Impacts								
Personnel (incremental)	\$-	\$-	\$-	\$-	\$-	\$-	\$-	
Operating (incremental)	-	-	-	-	-	-	-	
Total Operating Impact	\$-	\$-	\$-	\$-	\$-	\$-	\$-	

FY2023-2027

Designated Drainage Project List

Project Name	Prior Year	FY23	FY24	FY25	FY26	FY27	Future	Total	Magisterial District
Joycelyn Court/Shewalt Drive Drainage	\$ -	\$ -	\$ 533,869	\$ -	\$ -	\$ -	\$ -	\$ 533,869	Fairfield
Lawndale Farms Drainage	\$ -	\$ -	\$ 1,281,286	\$ -	\$ -	\$ -	\$ -	\$ 1,281,286	Varina
Avalon Drive Drainage	\$ -	\$ -	\$ 1,067,738	\$ -	\$ -	\$ -	\$ -	\$ 1,067,738	Tuckahoe
Gaylord Road Drainage	\$ -	\$ -	\$ 1,141,427	\$ -	\$ -	\$ -	\$ -	\$ 1,141,427	Three Chopt
Lakeside Drainage Area Study	\$ -	\$ -	\$ 128,128	\$ -	\$ -	\$ -	\$ -	\$ 128,128	Brookland
Oak Hill Drainage	\$ -	\$ -	\$ 2,157,973	\$ -	\$ -	\$ -	\$ -	\$ 2,157,973	Fairfield
Falmouth/Tacoma Street Drainage Study	\$ -	\$ -	\$ 155,373	\$ -	\$ -	\$ -	\$ -	\$ 155,373	Brookland
Rolando Drive Drainage	\$ -	\$ -	\$ 2,422,302	\$ -	\$ -	\$ -	\$ -	\$ 2,422,302	Tuckahoe
Huntsman Road Drainage Channel	\$ -	\$ -	\$ 1,917,960	\$ 3,561,925	\$ -	\$ -	\$ -	\$ 5,479,885	Varina
Homeview Drive	\$ -	\$ -	\$ -	\$ 2,143,186	\$ -	\$ -	\$ -	\$ 2,143,186	Three Chopt
Beverly Drive /Dinwiddie Avenue Drainage	\$ -	\$ -	\$ -	\$ 2,740,587	\$ -	\$ -	\$ -	\$ 2,740,587	Tuckahoe
Thorpes Branch	\$ -	\$ -	\$ -	\$ 2,711,483	\$ 10,845,930	\$ -	\$ -	\$ 13,557,413	Brookland
Monterey Avenue Drainage	\$ -	\$ -	\$ -	\$ -	\$ -	\$ 1,227,136	\$ -	\$ 1,227,136	Varina
Central Gardens Drainage	\$ -	\$ -	\$ -	\$ -	\$ -	\$ 4,327,272	\$ -	\$ 4,327,272	Fairfield
Georges Branch Channel	\$ -	\$ -	\$ -	\$ -	\$ -	\$ 4,930,638	\$ 7,728,327	\$ 12,658,965	Tuckahoe
Henderson Road Drainage	\$ -	\$ -	\$ -	\$ -	\$ -	\$ -	\$ 1,088,184	\$ 1,088,184	Brookland
Barribee Lane Drainage	\$ -	\$ -	\$ -	\$ -	\$ -	\$ -	\$ 3,110,302	\$ 3,110,302	Three Chopt
Totals	\$ -	\$ -	\$ 10,806,056	\$ 11,157,181	\$ 10,845,930	\$ 10,485,046	\$ 11,926,813	\$ 55,221,026	

Countywide Pedestrian Improvements - 06837

Department Public Works	Funding Source General Fund	Project Location Countywide
Magisterial District Countywide	Project Classification Roadway	Project Type Recurring

Project Description:

Install bicycle and pedestrian facilities at various locations throughout the County. Facilities to be constructed include sidewalk, ADA compliant curb ramps, bus stop accommodations and shared use paths.

Service Impact:

To provide better and safer accommodations for bicyclists and pedestrians.

Operating Impacts:

This project has no anticipated fiscal operating impacts.

Project Milestones:

- This is an ongoing effort, which began in the FY18 Capital Budget.
- Current project balance \$3,210,987.
- FY22 Capital Budget = \$2,500,000.

Project Cost Breakdown/Operating Budget Impacts

	Prior Years	FY23	FY24	FY25	FY26	FY27	Total FY23-27
Project Breakdown							
Planning & Design	\$-	\$-	\$-	\$-	\$-	\$-	\$ -
Land	-	-	-	-	-	-	-
Offsite Improvements/Utilities	-	-	-	-	-	-	-
Construction	-	2,500,000	2,500,000	2,500,000	2,500,000	2,500,000	12,500,000
Other	-	-	-	-	-	-	-
FFE	-	-	-	-	-	-	-
Total	\$-	\$2,500,000	\$2,500,000	\$2,500,000	\$2,500,000	\$2,500,000	\$ 12,500,000
Operating Budget Impacts							
Personnel (incremental)	\$-	\$-	\$-	\$-	\$-	\$-	
Operating (incremental)	-	-	-	-	-	-	
Total Operating Impact	\$-	\$-	\$-	\$-	\$-	\$-	

Transportation Projects

Department Public Works	Funding Source Multiple	Project Location Countywide
Magisterial District Countywide	Project Classification Transportation	Project Type Recurring

Project Description:

Representing a range of new transportation efforts aimed at improving and diversifying transit options within Henrico County. Roadway projects include efforts to widen shoulders, add bridges, roads, roundabouts, and improve roads including pedestrian and transit facilities. Multimodal projects include signal improvements, train, and parking facility enhancements, adding service, and traffic calming measures. Highway interchange activities focus on adding new exchanges to both Interstate 64 and 95. Bike and Pedestrian projects include expanding the network of trails including both adding new trails and facilities and extending existing shared use trails and facilities that support them.

Service Impact:

Address the demands of growth and development of Henrico County.

Operating Impacts:

Operating impacts will become part of regular maintenance addressed in the normal budget process.

Project Milestones:

- Efforts have been in process in various forms for years but began receiving funding in FY22 through the Central Virginia Transportation Authority (CVTA), which are locally administered.
- Other potential funding sources include Smart Scale, State of Good Repair (SGR) from Virginia Department of Transportation, Federal Highway funds, Federal FAST Act programs, and State Transportation Maintenance funds.

Project Cost Breakdown/Operating Budget Impacts

	Prior Years	FY23	FY24	FY25	FY26	FY27	Total FY23-27
Project Breakdown							
Highway Interchange Projects	-	24M	24M	24M	24M	24M	120M
Roadway Projects	\$-	\$114.64M	\$114.64M	\$114.64M	\$114.64M	\$114.64M	\$573.2M
Bike/Pedestrian Projects	-	22.9M	22.9M	22.9M	22.9M	22.9M	114.5M
Multimodal Projects	-	40.5M	40.5M	40.5M	40.5M	40.5M	202.5M
Total	\$-	\$202.04M	\$202.04M	\$202.04M	\$202.04M	\$202.04M	\$ 1,010.2M

CIP Transportation Projects FY23-FY27

<u>Project Location</u>	<u>Project Limits</u>	<u>Project Description</u>	<u>Estimate (Millions)</u>
Highway Interchanges			
N. Gayton Rd Interchange @ I-64	Blue Ocean Ln to Bacova Dr	New Interchange	\$ 95.0
Parham Rd Interchange @ I-95	Aberdeen St to St. Charles Rd	Interchange Modification	\$ 25.0
		Subtotal	\$ 120.0
Roadway			
Arterial & Collector Roadways	Countywide	Shoulder Widening	\$ 25.0
Brook Road	Richmond City Limits to Parham Road	Road Improvements/Bike/Ped facilities	\$ 15.0
Carolina Avenue	Richmond-Henrico Tpke to Laburnum Ave	Road Improvements/Bike/Ped facilities	\$ 37.0
Cedar Fork Road	Meadowview Ln to Morton Dr	New Bridge & Road/Bike/Ped facilities	\$ 15.0
Cox Road	Sadler Pl to Village Run Dr	Road Improvements/Bike/Ped facilities	\$ 5.0
Dickens Road	Staples Mill Rd to Oconto Rd	Road Improvements/Bike/Ped facilities	\$ 8.0
E. Parham Road	Brook Rd to I-95 Interchange	Operational Improvements/Ped facilities	\$ 10.0
Glover Park Access Road	Woodman Rd Extended to Glover Park Ph I	New Road/Bike/Ped facilities	\$ 3.7
Greenwood Road	Woodman Rd to Branch Rd	Road Improvements/Bike/Ped facilities	\$ 15.0
Homeview Drive	W. Broad St to Parham Rd	Road Improvements/Bike/Ped facilities	\$ 10.0
Horspen Road/Glenside Drive	Patterson Ave to Forest Ave	Roadway/Intersection/Ped facilities	\$ 15.0
Kain Road	Pouncy Tract Rd to Axe Handle Ln	Road Improvements/Bike/Ped facilities	\$ 15.0
Magellan Pkwy	Scott Road to Telegraph Road	New Road & Bridge/Bike/Ped facilities	\$ 25.0
Mill Road	Mountain Rd to Mill Place Dr	Road Improvements/Bike/Ped facilities	\$ 3.0
N. Laburnum Ave	Kingsridge Rd	New Traffic Signa/Ped/Transit Stop Improvements	\$ 1.0
New Market Rd (Rte 5)	Laburnum Ave to New Osborne Tpke	Road Improvements/Ped facilities	\$ 52.0
Old Osborne Tpke (Rte 5)	City Limits to New Osborne Tpke	Road Improvements/Bike/Ped facilities	\$ 20.0
Pouncy Tract Rd	W. Broad St. to N. Gayton Rd	Road Improvements/Bike/Ped facilities	\$ 17.0
Richmond-Henrico Tpke	Railroad Crossing to County Line	Road Improvements/Bike/Ped facilities	\$ 40.0
S. Airport Drive	Audubon Dr to Williamsburg Rd	Road Improvements/Ped facilities	\$ 5.0
Shady Grove Road	Nuckols Rd to County Line	Road Improvements/Bike/Ped facilities	\$ 8.0
Springfield Road	Staples Mill Rd to Francistown Rd	Road Improvements/Bike/Ped facilities	\$ 10.0
Staples Mill Road	W. Broad St to Glenside Dr	Interchange and Roadway Improvements/Ped/Transit	\$ 28.0
Tuckahoe Park Access Road	John Rolfe Pkwy to Tuckahoe Little League	Road Extension/Ped facilities	\$ 1.0
W. Broad Street	I-64 to Goochland County Line	Operational Improvements/Ped/Transit	\$ 60.0
W. Broad Street	Glenside Dr to Parham Rd	Operational Improvements/Ped/Transit	\$ 10.0
W. Broad Street	Sadler Rd to Innesbrook Rd	Operational Improvements/Ped/Transit	\$ 10.0
Watts Lane	Sandy Ln to Eastern Recreation Center	New Road	\$ 1.5
Westwood Area	W. Broad St to Bethlehem Rd	Road Improvements/Bike/Ped facilities	\$ 20.0
Williamsburg Road	Beulah Rd/Nine Mile Rd	Roundabout	\$ 6.0
Williamsburg Road (Ph 1)	S. Laburnum Ave to City Limits	Road Improvements/Ped/Transit	\$ 10.0
Wilton on the James Access Rd	Route 5 to Mill Rd	New Road/Bike/Ped facilities	\$ 27.0
Woodman Road	Hungary Rd to Terry Dr	Road Improvements/Bike/Ped facilities	\$ 15.0
Woodman Road	Terry Dr to Mountain Rd	Road Improvements/Bike/Ped facilities	\$ 30.0
		Subtotal	\$ 573.2
Bike/Pedestrian			
Eastern Henrico	Connectors trails	Shared-Use Trails	\$ 25.0
Fall Line Trail - Longdale Phase	Parham Rd to Woodman Rd Extended	Shared-Use Trails	\$ 23.0
Fall Line Trail - Villa Park Phase	Lakeside Ave to Parham Rd	Shared-Use Trails	\$ 3.5
Innsbrook Area	W. Broad St to Dead End of Cox Rd	Bike/Ped facilities	\$ 10.0
Nuckols Road Trail	Springfield Rd to Francistown Rd	Shared-Use Trail	\$ 4.0
School Walk Areas	Countywide	Shared-Use/Ped facilities	\$ 10.0
Scott Road/Athens Ave	Green City to Fall Line Trail	Pedestrian Bridge/Shared-Use Trail	\$ 9.0
Western Henrico	Connector trails	Shared-Use Trails	\$ 25.0
Wilton on the James Trail	Route 5 to James River	Shared-Use Trails	\$ 5.0
		Subtotal	\$ 114.5
Multimodal			
ATMS - Phase III	Countywide	Signal/ITS Improvements	\$ 20.0
Arterial Roadways	Countywide	Bike/Ped/Transit Stop Improvements	\$ 25.0
Collector Roadways	Countywide	Bike/Ped/Transit Stop Improvements	\$ 20.0
Park & Ride	W. Broad St. (Willow Lawn)	New Park & Ride facility	\$ 6.0
Park & Ride	Route 1 North (VCC area)	New Park & Ride facility	\$ 6.0
Staples Mill Amtrak Station	Staples Mill Road	Station Replacement	\$ 100.0
Transit Improvements	Wimer Ave to Virginia Center Commons	New Local Service	\$ 5.0
Transit Improvements	Existing Routes	Increased service frequency	\$ 8.0
Transportation Safety	Countywide	Traffic Calming Program	\$ 12.5
		Subtotal	\$ 202.5
		Total Cost	\$ 1,010.2

CIP Transportation Projects FY28-FY32

	<u>Project Location</u>	<u>Project Limits</u>	<u>Project Description</u>	<u>Estimate (Millions)</u>
Highway Interchanges	Gaskins Rd Interchange @ I-64	Three Chopt Rd to Mayland Dr	Interchange Modification	\$ 30.0
	W. Broad St Interchange @ I-64	Dominion Blvd to Tom Leanord Dr	Interchange Modification	\$ 160.0
	Wilton Rd @ Route 895	Wilton Road to Mill Rd	New Interchange	\$ 60.0
	Woodman Rd @ I-295	Mountain Rd to Greenwood Rd	Interchange Modification/Bike/Ped facilities	\$ 10.0
Roadway	Arterial & Collector Roadways	Countywide	Shoulder Widening	\$ 25.0
	Bethlehem Road	Libbie Avenue to Dickens Rd	Road Improvements/Bike/Ped facilities	\$ 6.5
	Charles City Road	Laburnum Ave to Monahan Rd	Road Widening	\$ 15.0
	Charles City Road	Williamsburg Rd to Eastport Blvd	Road Widening	\$ 26.0
	Church Road	Three Chopt Rd to John Rolfe Pkwy	Road Improvements/Bike/Ped facilities	\$ 31.0
	Courtney Road	Staples Mill Rd to Mountain Rd	Road Improvements/Bike/Ped facilities	\$ 12.5
	Cox Road	Cedar Knoll Ln to Church Rd	Road Extension/Roundabout	\$ 7.0
	Cox Road Bridges	Over I-64	Bridge Widening/Bike/Ped facilities	\$ 40.0
	Creighton Road	Cedar Fork Rd to County Line	Road Improvements/Bike/Ped facilities	\$ 26.0
	Darbytown Road	City Limits to Laburnum Ave	Road Improvements/Bike/Ped facilities	\$ 65.0
	Greenwood Road	Branch Rd to County Line	Road Improvements/Bike/Ped facilities	\$ 26.0
	Harvie Road	Laburnum Ave to Mechanicsville Tpke	Road Improvements/Bike/Ped facilities	\$ 8.0
	Lauderdale Drive	Westbriar Dr to Edenbury Dr	Road Improvements/Bike/Ped facilities	\$ 8.0
	Masonic Lane/Brittles Lane	Nine Mile Rd to Williamsburg Rd	Road Improvements/Bike/Ped facilities	\$ 26.0
	Midview Road	New Market Rd to Darbytown Rd	Road Improvements/Bike/Ped facilities	\$ 25.0
	N. Gayton Road	W. Broad to Lauderdale Dr	Road Improvements/Ped facilities	\$ 23.0
	Nine Mile Road	City Limits to Laburnum Ave	Road Improvements/Ped/Transit	\$ 16.0
	Old Osborne Tpke (Rte 5)	City Limits to New Osborne Tpke	Road Improvements/Bike/Ped facilities	\$ 20.0
	Parham Road	Skipwith Rd to W. Broad St	Road Improvements/Bike/Ped facilities	\$ 3.0
	Pemberton Road	Quioccasin Rd to W. Broad St	Road Improvements/Bike/Ped facilities	\$ 42.0
	Pouncey Tract Road	N. Gayton Rd to Nuckols Rd	Road Improvements/Bike/Ped facilities	\$ 13.0
	S. Laburnum Ave	Williamsburg Rd to Nine Mile Rd	Operational Improvements/Ped/Transit	\$ 15.0
	Springfield Road	Francistown Rd to Olde Millbrooke Way	Road Relocation/Bike/Ped facilities	\$ 25.0
	Staples Mill Road	Glenside Dr to Parham Rd	Operational Improvements/Ped/Transit	\$ 15.0
	Three Chopt Rd	Gaskins Rd to Horsepen Rd	Road Improvements/Bike/Ped facilities	\$ 45.0
	W. Broad Street	Glenside Dr	Intersection Improvements	\$ 6.0
	W. Broad Street	Parham Rd	Intersection Improvements	\$ 15.0
	Williamsburg Road	S. Laburnum Ave to Nine Mile Rd	Road Improvements/Ped/Transit	\$ 35.0
	Williamsburg Road (Ph 2)	S. Laburnum Ave to City Limits	Road Improvements/Ped/Transit	\$ 10.0
	Woodman Road	Terry Dr to Hungary Rd	Road Improvements/Bike/Ped facilities	\$ 15.0
Bike/Pedestrian	Eastern Henrico	Connectors trails	Shared-Use Trails	\$ 25.0
	James River Heritage Trail	City of Richmond to Goochland County Line	Shared-Use Trail	\$ 30.0
	Mountain Road Trail	Woodman Rd to Staples Mill Rd	Shared-Use Trail	\$ 12.0
	School Walk Areas	Countywide	Bike/Ped facilities	\$ 10.0
	Western Henrico	Connector trails	Shared-Use Trails	\$ 25.0
Multimodal	ATMS - Phase IV	Countywide	Signal/ITS Improvements	\$ 25.0
	Arterial Roadways	Countywide	Bike/Ped/Transit Stop Improvements	\$ 25.0
	Collector Roadways	Countywide	Bike/Ped/Transit Stop Improvements	\$ 20.0
	Park & Ride	Old Osborne Tpke (Rte 5)	New Park & Ride facility	\$ 6.0
	Transit Improvements	Route 1 Corridor	BRT Service	\$ 17.0
	Transit Improvements	Existing Routes	Increased service frequency	\$ 4.0
	Transit Improvements	W. Broad Street-Old Osborne Tpke	BRT Extension	\$ 30.0
	Transportation Safety	Countywide	Traffic Calming Program	\$ 12.5
	Totals:			\$ 1,146.5

Chesapeake Bay TMDL/MS4 – 07046

Department Public Works	Funding Source General Fund	Project Location Countywide
Magisterial District Countywide	Project Classification Site Improvements	Project Type Recurring

Project Description:

Construction of several projects including stream restoration, level spreaders and bio-retention facilities over the next five years to meet County's Chesapeake Bay Maximum Daily Load (TMDL) requirements.

Service Impact:

Ensures compliance with MS4 Permit.

Operating Impacts:

This project has no anticipated fiscal operating impacts.

Project Milestones:

- Funding for this project has been allocated on annual basis since FY16.
- FY22 Capital Budget: \$2,348,000.
- Current project balance is \$7,265,966.

Project Cost Breakdown/Operating Budget Impacts

	Prior Years	FY23	FY24	FY25	FY26	FY27	Total FY23-27
Project Breakdown							
Planning & Design	\$-	\$-	\$-	\$-	\$-	\$-	\$-
Land	-	-	-	-	-	-	-
Offsite Improvements/Utilities	-	-	-	-	-	-	-
Construction	-	-	-	-	-	-	-
Other	14,088,000	2,348,000	2,348,000	2,348,000	2,348,000	2,348,000	11,740,000
FFE	-	-	-	-	-	-	-
Total	\$14,088,000	\$2,348,000	\$2,348,000	\$2,348,000	\$2,348,000	\$2,348,000	\$ 11,740,000
Operating Budget Impacts							
Personnel (incremental)	\$-	\$-	\$-	\$-	\$-	\$-	\$-
Operating (incremental)	-	-	-	-	-	-	-
Total Operating Impact	\$-	\$-	\$-	\$-	\$-	\$-	\$-

Capital Improvement Program Five Year Summary FY2022-23 through FY2031-32

Capital Projects Fund - Department Requests by Fiscal Year and Priority Number

Recreation & Parks

Project	Priority	Recommended FY23	Request FY23	Request FY24	Request FY25	Request FY26	Request FY27	Request FY28-FY32	Total Ten Year
08770 Indoor Sports Facility		5,000,000	0	0	0	0	0	0	0
06194 Facility Rehabilitation Three Chopt Area Park & Road Improvements	1	1,000,000	3,170,000	951,000	0	0	0	0	4,121,000
New Tuckahoe Creek Park	2	5,000,000	5,000,000	10,000,000	0	0	0	15,000,000	30,000,000
06246 Facility Rehab - Vawter/Glen Lea Park	3	0	0	2,500,000	2,500,000	0	0	0	5,000,000
New Facility Rehab - Echo Lake Park	4	0	0	5,720,000	0	0	0	0	5,720,000
New Facility Rehab - Laural Park	5	0	0	0	5,970,000	0	0	0	5,970,000
New Facility Rehab - Playgrounds	6	0	0	0	6,240,000	0	0	0	6,240,000
New Facility Rehab - Turf/Infill Replacement	7	0	0	0	0	6,658,000	0	0	6,658,000
New Facility Rehab - Turf/Infill Replacement	8	0	0	0	0	0	5,100,000	0	5,100,000
New Deep Bottom Park Synthetic Turf and Track Replacement:	9	0	0	0	0	0	0	7,000,000	7,000,000
New Hermitage, Freeman, and Varina HS Synthetic Turf and Track Replacement:	10	0	0	0	0	0	0	2,010,000	2,010,000
New Henrico HS Playground Replacements: Deep Run, Dorey, Twin Hickory, Short Pump,	11	0	0	0	0	0	0	670,000	670,000
New Meadow Farm Synthetic Turf and Track Replacement:	12	0	0	0	0	0	0	1,500,000	1,500,000
New Godwin, Deep Run, Glen Allen HS Synthetic Turf and Track Replacement:	13	0	0	0	0	0	0	2,010,000	2,010,000
New Highland Springs HS	14	0	0	0	0	0	0	670,000	670,000
Department Subtotal		6,000,000	8,170,000	19,171,000	14,710,000	6,658,000	5,100,000	28,860,000	82,669,000

Facility Rehabilitation – 06194

Department Recreation & Parks	Funding Source General Fund	Project Location Countywide
Magisterial District Countywide	Project Classification Park	Project Type Recurring

Project Description:

This project reflects the continued effort to improve safety and upgrade recreational facilities.

Service Impact:

This is an on-going initiative to improve and renovate recreation facilities in the County to continue to provide and maintain the high standards the citizens expect. These projects target high use areas where maintenance upgrades are needed to improve safety and functionality at County facilities.

Operating Impacts:

There are no new operating costs associated with this project.

Project Milestones:

- FY22 funding of \$425,000
- FY23 projects include funding for various paving projects.
- FY24 projects include funding for various neighborhood park restroom and shelter renovations.
- Current project balance as of 11/3/21: \$426,646.

Project Cost Breakdown/Operating Budget Impacts

	Prior Years	FY23	FY24	FY25	FY26	FY27	Total FY23-27
Project Breakdown							
Planning & Design	\$-	\$-	\$-	\$-	\$-	\$-	\$-
Land	-	-	-	-	-	-	-
Offsite Improvements/Utilities	-	-	-	-	-	-	-
Construction	-	-	-	-	-	-	-
Other	-	\$3,170,000	\$951,000	-	-	-	\$4,121,000
FFE	-	-	-	-	-	-	-
Total	\$-	\$3,170,000	\$951,000	\$-	\$-	\$-	\$4,121,000
Operating Budget Impacts							
Personnel (incremental)	\$-	\$-	\$-	\$-	\$-	\$-	\$-
Operating (incremental)	-	-	-	-	-	-	-
Total Operating Impact	\$-	\$-	\$-	\$-	\$-	\$-	\$-

Three Chopt Area Park and Road Improvement – New

Department Recreation & Parks	Funding Source Proposed 2022 GO Bonds	Project Location Kain Rd Glen Allen, VA
Magisterial District Three Chopt	Project Classification Non-recurring	Project Type Park

Project Description:

This request encompasses the first phase for an Athletic Village on Kain Road. This athletic village support a high level of sport activity including tournaments, local teams, and High School sports. Phase I development would require a master plan. The project would include fields, restroom/concession, playground equipment, shelters, trails, and parking. Infrastructure improvements such as road access, internal park road system and public utilities would need needed as well.

Service Impact:

The athletic village would increase the County's field capacity which will generate more sports tourism for the county. In addition, the complex would serve the needs of the anticipated HS and eliminate the need to build athletic fields/courts as part of the school project.

Operating Impacts:

Several additional staff would be needed to manage the sports village. During the first phase an additional groundskeeper, Sports League Coordinator and additional funding for temporary staff, additional operating funds for utilities, materials, and repairs, additional capital outlay for field maintenance needs would be needed.

Project Milestones:

- Project would be in alignment with the construction of a new school on Kain Rd
- Project is expected to begin in FY24

Project Location:



Project Cost Breakdown/Operating Budget Impacts

	Prior Years	FY23	FY24	FY25	FY26	FY27	Beyond FY27	Total FY23-32
Project Breakdown								
Planning & Design	\$-	\$-	\$1,400,000	\$-	\$-	\$-	\$-	\$1,400,000
Land	-	-	-	-	-	-	-	-
Offsite Improvements/Utilities	-	\$5,000,000	-	-	-	-	-	\$5,000,000
Construction	-	-	8,000,000	-	-	-	15,000,000	23,000,000
Other	-	-	1,600,000	-	-	-	-	1,600,000
FFE	-	-	-	-	-	-	-	-
Total	\$-	\$5,000,000	10,000,000	-	-	-	\$15,000,000	\$30,000,000
Operating Budget Impacts								
Personnel (incremental)	\$-	\$-	\$-	\$-	\$-	\$-	\$-	
Operating (incremental)	-	-	-	-	-	-	-	
Total Operating Impact	\$-	\$-	\$-	\$-	\$-	\$-	\$-	

Tuckahoe Creek Park – 06246

Department Recreation & Parks	Total Project Budget \$5,000,000	Project Location Tuckahoe Creek watershed in the Lauderdale Rd corridor
Magisterial District Tuckahoe and Three Chopt	Project Classification Park	Project Type Non-recurring

Project Description:

Continuation of development on a passive community park system within the Tuckahoe Creek watershed in the Lauderdale Rd corridor. The project includes one regional public access with parking and additional elevated boardwalk systems within the Tuckahoe Creek watershed and wetland areas.

Service Impact:

The project seeks to improve the scope of services and consists of construction of a neighborhood park on a section of the existing Tuckahoe Creek Park property. The boardwalk system will provide an ADA accessible access to the Tuckahoe Creek area for passive recreation activities such as walking, fishing, overlooks, and experiencing nature.

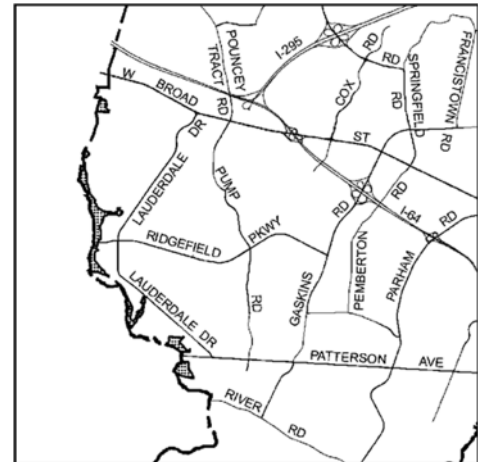
Operating Impacts:

There are \$72,408 of ongoing budget impacts anticipated with this project beginning in FY26. There is a need for one Recreation Maintenance Worker for park upkeep as well as funding for full-time overtime and benefits. Additional operating dollars are needed for janitorial needs and other park maintenance expenses.

Project Milestones:

- To date, the Tuckahoe Creek Park Master Plan was approved by the BOS and construction of an open-pile elevated boardwalk (9 feet wide and 525 feet long) was completed fall 2016. A 1,000 foot extension was completed in December 2020.
- This project was approved in the November 2016 G.O. Bond Referendum

Project Location:



Project Cost Breakdown/Operating Budget Impacts

	Prior Years	FY23	FY24	FY25	FY26	FY27	Total FY23-27
Project Breakdown							
Planning & Design	\$605,834	\$-	\$-	\$-	\$-	\$-	\$-
Land	379,217	-	-	-	-	-	-
Offsite Improvements/Utilities	-	-	-	-	-	-	-
Construction	3,947,802	-	2,500,000	2,500,000	-	-	5,000,000
Other	54,969	-	-	-	-	-	-
FFE	12,178	-	-	-	-	-	-
Total	\$5,000,000	\$-	\$2,500,000	\$2,500,000	\$-	\$-	\$5,000,000
Operating Budget Impacts							
Personnel (incremental)	\$-	\$-	\$-	\$-	\$54,408	\$-	
Operating (incremental)	-	-	-	-	13,000	-	
Capital Outlay (incremental)	-	-	-	-	5,000	-	
Total Operating Impact	\$-	\$-	\$-	\$-	\$72,408	\$-	

Facility Rehab Vawter/Glen Lea Park – New

Department Recreation & Parks	Funding Source No Funding Source	Project Location 4501 Vawter Ave. Richmond, VA 23222
Magisterial District Fairfield	Project Classification Non-recurring	Project Type Site Improvement

Project Description:

Funding would be used to renovate the existing 2 buildings, a large field that also accommodates one football field and a smaller 200’ baseball field. These fields would be converted to synthetic turf fields. An existing play equipment would be demolished to build approximately 75 new parking spaces that would be accessed by a new vehicular and pedestrian bridge across a ravine that separates the main parking lot and the athletic fields. A new playground and three shelters would also be included.

Service Impact:

This is an initiative to improve and renovate recreation facilities in the County to continue to provide and maintain the high standards the citizens expect. This project targets high use areas where maintenance upgrades are needed to improve safety and functionality at County facilities.

Operating Impacts:

No ongoing operating or personnel costs.

Project Milestones:

- This project is currently planned for FY24

Project Location:



Project Cost Breakdown/Operating Budget Impacts

Prior Years	FY23	FY24	FY25	FY26	FY27	Total FY23-27	
Project Breakdown							
Planning & Design	\$-	\$-	\$863,000	\$-	\$-	\$-	\$863,000
Land	-	-	-	-	-	-	-
Offsite Improvements/Utilities	-	-	-	-	-	-	-
Construction	-	-	4,311,000	-	-	-	4,311,000
Other	-	-	546,000	-	-	-	546,000
FFE	-	-	-	-	-	-	-
Total	\$-	\$-	\$5,720,000	\$-	\$-	\$-	\$5,720,000
Operating Budget Impacts							
Personnel (incremental)	\$-	\$-	\$-	\$-	\$-	\$-	
Operating (incremental)	-	-	-	-	-	-	
Total Operating Impact	\$-	\$-	\$-	\$-	\$-	\$-	

Facility Rehab Echo Lake Park – New

Department Recreation & Parks	Funding Source No Funding Source	Project Location 5701 Springfield Rd. Glen Allen, VA
Magisterial District Brookland	Project Classification Non-recurring	Project Type Site Improvements

Project Description:

This project includes funding for Echo Lake renovations including upgrading the restroom, shelter, fishing pier, deck, pedestrian bridge. A renovation of the dam/spillway is needed as well as a full dredge of the lake.

Service Impact:

This is an initiative to improve and renovate recreation facilities in the County to continue to provide and maintain the high standards the citizens expect. This project targets high use areas where maintenance upgrades are needed to improve safety and functionality at County facilities.

Operating Impacts:

No ongoing operating or personnel costs.

Project Milestones:

- Project is currently planned for FY25.

Project Location:



Project Cost Breakdown/Operating Budget Impacts

	Prior Years	FY23	FY24	FY25	FY26	FY27	Total FY23-27
Project Breakdown							
Planning & Design	\$-	\$-	\$-	\$1,047,000	\$-	\$-	\$1,047,000
Land	-	-	-	-	-	-	-
Offsite Improvements/Utilities	-	-	-	-	-	-	-
Construction	-	-	-	4,270,000	-	-	4,270,000
Other	-	-	-	653,000	-	-	653,000
FFE	-	-	-	-	-	-	-
Total	\$-	\$-	\$-	\$5,970,000	\$-	\$-	\$5,970,000
Operating Budget Impacts							
Personnel (incremental)	\$-	\$-	\$-	\$-	\$-	\$-	
Operating (incremental)	-	-	-	-	-	-	
Total Operating Impact	\$-	\$-	\$-	\$-	\$-	\$-	

Facility Rehab Laurel Park – New

Department Recreation & Parks	Funding Source No Funding Source	Project Location 10301 Hungary Spring Rd. Richmond, VA
Magisterial District Brookland	Project Classification Non-recurring	Project Type Site Improvements

Project Description:

Laurel Recreation Area – Renovate the existing softball field and convert the multi-use field into two softball fields that would be tournament quality. Renovate the existing restroom/ concession stand and shelter. Re-pave the front parking lot and pave the rear parking area. Funding would be used to renovate the existing field to a lighted 200’ synthetic softball field, building 2 new synthetic lighted 200’ softball fields, renovation of the existing restroom-concession building, new play equipment and new parking (150 spaces additional if possible). Demolition of a large shelter and the skatepark would be required. The shelter would be replaced.

Service Impact:

This is an initiative to improve and renovate recreation facilities in the County to continue to provide and maintain the high standards the citizens expect. This project targets high use areas where maintenance upgrades are needed to improve safety and functionality at County facilities.

Operating Impacts:

No ongoing operating or personnel costs.

Project Milestones:

- Project is planned for FY25.

Project Location:



Project Cost Breakdown/Operating Budget Impacts

	Prior Years	FY23	FY24	FY25	FY26	FY27	Total FY2023-27
Project Breakdown							
Planning & Design	\$-	\$-	\$-	\$937,000	\$-	\$-	\$937,000
Land	-	-	-	-	-	-	-
Offsite Improvements/Utilities	-	-	-	-	-	-	-
Construction	-	-	-	4,621,000	-	-	4,621,000
Other	-	-	-	682,000	-	-	682,000
FFE	-	-	-	-	-	-	-
Total	\$-	\$-	\$-	\$6,240,000	\$-	\$-	\$6,240,000
Operating Budget Impacts							
Personnel (incremental)	\$-	\$-	\$-	\$-	\$-	\$-	
Operating (incremental)	-	-	-	-	-	-	
Total Operating Impact	\$-	\$-	\$-	\$-	\$-	\$-	

Inclusive Playgrounds – New

Department Recreation & Parks	Funding Source No Funding Source	Project Location Countywide
Magisterial District Countywide	Project Classification Non-recurring	Project Type Site Improvements

Project Description:

Playground installation/ renovations at Glover Park, Deep Run Park, Tuckahoe Park and Three Lakes Park. These playgrounds would be destination playgrounds that would focus on inclusivity and be much larger than a typical park playground. Create district playgrounds similar to the inclusive Playground 365.

Service Impact:

This is an initiative to improve and renovate recreation facilities in the County to continue to provide and maintain the high standards the citizens expect. This project targets high use areas where maintenance upgrades are needed to improve safety and functionality at County facilities.

Operating Impacts:

No ongoing operating or personnel costs.

Project Milestones:

- Project is planned for FY26

Project Cost Breakdown/Operating Budget Impacts

	Prior Years	FY23	FY24	FY25	FY26	FY27	Total FY23-27
Project Breakdown							
Planning & Design	\$-	\$-	\$-	\$-	\$1,000,000	\$-	\$1,000,000
Land	-	-	-	-	-	-	-
Offsite Improvements/Utilities	-	-	-	-	-	-	-
Construction	-	-	-	-	5,025,000	-	5,025,000
Other	-	-	-	-	633,000	-	633,000
FFE	-	-	-	-	-	-	-
Total	\$-	\$-	\$-	\$-	\$6,658,000	\$-	\$6,658,000
Operating Budget Impacts							
Personnel (incremental)	\$-	\$-	\$-	\$-	\$-	\$-	
Operating (incremental)	-	-	-	-	-	-	
Total Operating Impact	\$-	\$-	\$-	\$-	\$-	\$-	

Facility Rehab Turf/Infill Replacement – New

Department Recreation & Parks	Funding Source No Funding Source	Project Location 11217 Greenwood Rd Glen Alen, VA
Magisterial District Brookland	Project Classification Non-recurring	Project Type Site Improvements

Project Description:

This project replaces the synthetic turf and infill on the current fields at Glover Park.

Service Impact:

This is an initiative to improve and renovate recreation facilities in the County to continue to provide and maintain the high standards the citizens expect. This project targets high use areas where maintenance upgrades are needed to improve safety and functionality at County facilities.

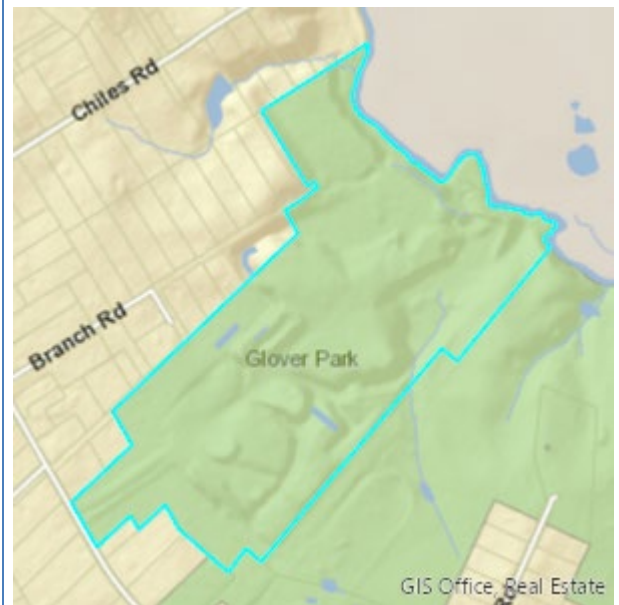
Operating Impacts:

No ongoing operating or personnel costs.

Project Milestones:

- Project is planned for FY27

Project Location:



Project Cost Breakdown/Operating Budget Impacts

	Prior Years	FY23	FY24	FY25	FY26	FY27	Total FY23-27
Project Breakdown							
Planning & Design	\$-	\$-	\$-	\$-	\$-	\$840,000	\$840,000
Land	-	-	-	-	-	-	-
Offsite Improvements/Utilities	-	-	-	-	-	-	-
Construction	-	-	-	-	-	3,670,000	3,670,000
Other	-	-	-	-	-	590,000	590,000
FFE	-	-	-	-	-	-	-
Total	\$-	\$-	\$-	\$-	\$-	\$5,100,000	\$5,100,000
Operating Budget Impacts							
Personnel (incremental)	\$-	\$-	\$-	\$-	\$-	\$-	
Operating (incremental)	-	-	-	-	-	-	
Total Operating Impact	\$-	\$-	\$-	\$-	\$-	\$-	

Deep Bottom Boat Landing - New

Department Recreation & Parks	Funding Source Proposed 2022 GO Bonds	Project Location Deep Bottom Rd.
Magisterial District Varina	Project Classification Non-recurring	Project Type Park

Project Description:

Funding would be used to fully renovate existing park. The entire 650 linear feet waterfront/shoreline would be stabilized and restored. The existing public boat ramp system and circulation would be replaced. A new utility infrastructure would be provided. This project will improve the park entry road, internal park road system, reconfigure parking within the park and provide a new restroom. The house and underground gravel conveyor would be demolished and a large park shelter, interpretive structure would be built to tell the important history of the site. Existing trails would be upgraded and extended across the Four Mile Creek Marsh with boardwalks. The funding adds a dedicated boat dock/boat lift for Fire to house the 32’ Henrico Fire Boat (Packman Landing Craft) and to store Police/DGIF boats in a secure fenced area on park property.

Service Impact:

This project would provide Henrico citizens improved access to a riverfront park. Funding for this project could also be used to create an area at the park that could be used as an event venue. A riverfront event venue could generate revenue for the County with reservation fees.

Operating Impacts:

Personnel needs would likely include an additional groundskeeper for park upkeep. Operating needs would likely include contracts, materials, and tools for park maintenance.

Project Milestones:

- Planning and construction would begin in FY29
- Completion in FY29

Project Location:



Project Cost Breakdown/Operating Budget Impacts

	Prior Years	FY23	FY24	FY25	FY26	FY27	Beyond FY27	Total FY23-32
Project Breakdown								
Planning & Design	\$-	\$-	\$-	\$-	\$-	\$-	\$1,520,000	\$1,520,000
Land	-	-	-	-	-	-	-	-
Offsite Improvements/Utilities	-	-	-	-	-	-	730,000	730,000
Construction	-	-	-	-	-	-	3,750,000	3,750,000
Other	-	-	-	-	-	-	1,000,000	1,000,000
FFE	-	-	-	-	-	-	-	-
Total	\$-	-	-	-	\$-	\$-	\$7,000,000	\$7,000,000
Operating Budget Impacts								
Personnel (incremental)	\$-	\$-	\$-	\$-	\$-	\$-	\$-	\$-
Operating (incremental)	-	-	-	-	-	-	-	-
Total Operating Impact	\$-	\$-	\$-	\$-	\$-	\$-	\$-	\$-

Capital Improvement Program Five Year Summary FY2022-23 through FY2031-32
Capital Projects Fund - Department Requests by Fiscal Year and Priority Number

Sheriff									
Project	Priority	Recommended FY23	Request FY23	Request FY24	Request FY25	Request FY26	Request FY27	Request FY28-32	Total Ten Year
New Jail Security Projects	1	1,250,000	2,358,863	0	0	0	0	0	2,358,863
New Jail East Special Housing Unit	2	0	0	0	0	0	0	40,260,432	40,260,432
Department Subtotal		1,250,000	2,358,863	0	0	0	0	40,260,432	42,619,295

Jail Security Projects - 08373

Department Sheriff	Funding Source General Fund	Project Location 4317 E Parham Rd
Magisterial District General Government	Project Classification Building Improvements	Project Type Non-Recurring

Project Description:

The requested project address several security opportunities within the jail to improve security, logistics, and functionality with added equipment, space redesign, and site renovations.

Service Impact:

Projects are expected to improve safety and security of both living, and working conditions benefiting staff, inmates, and the public.

Operating Impacts:

No operating impacts to the budget.

Project Milestones:

- Planning and construction of this project are proposed for FY2023.

Project Location:



Project Cost Breakdown/Operating Budget Impacts

	Prior Years	FY23	FY24	FY25	FY26	FY27	Total FY23-27
Project Breakdown							
Planning & Design	\$-	\$388,275	\$-	\$-	\$-	\$-	\$388,275
Land	-	-	-	-	-	-	-
Offsite Improvements/Utilities	-	-	-	-	-	-	-
Construction	-	1,295,396	-	-	-	-	1,295,396
Other	-	190,496	-	-	-	-	190,496
FFE	-	484,696	-	-	-	-	484,696
Total	\$-	\$2,358,863	\$-	\$-	\$-	\$-	\$2,358,863
Operating Budget Impacts							
Personnel (incremental)	\$-	\$-	\$-	\$-	\$-	\$-	
Operating (incremental)	-	-	-	-	-	-	
Total Operating Impact	\$-	\$-	\$-	\$-	\$-	\$-	

Capital Improvement Program Five Year Summary FY2022-23 through FY2031-32

Capital Projects Fund - Department Requests by Fiscal Year and Priority Number

Woodman Road Complex

Project	Priority	Recommended FY23	Request FY23	Request FY24	Request FY25	Request FY26	Request FY27	Request FY28-32	Total Ten Year
06213 Recreation & Parks Western Maintenance Facility	1	0	0	0	0	727,836	4,216,448	0	4,944,284
08599 Woodman Police and Fire Installation Shop (CAM)	2	0	0	0	0	0	9,292,400	0	9,292,400
Department Subtotal		0	0	0	0	727,836	13,508,848	0	14,236,684

Western Maintenance Facility – 06213

Department Recreation & Parks – Woodman Rd	Funding Source No Funding Source	Project Location Woodman Rd Complex
Magisterial District General Government	Project Classification Building (New)	Project Type Non-recurring

Project Description:

This project would construct a new Western Maintenance facility for Parks and Recreation at the Woodman Rd. Complex. The new facility would include a single-story office building as well as a storage and shop area. The project includes an addition to the existing maintenance building currently at the Woodman Rd. Complex.

Service Impact:

This facility would provide space for up to eleven new offices for staff, conference rooms, and storage space.

Operating Impacts:

This project is expected to improve efficiency within Recreation and Parks. There are no anticipated fiscal operating impacts from this project currently.

Project Milestones:

- Project funding of \$1.5M was provided in FY07.
- Programming and planning design work on department needs were completed as well as a template for the proposed facility.

Project Milestones (cont):

- Procurement of land for the facility did not materialize and the project was suspended in 2012.

Project Location:



Project Cost Breakdown/Operating Budget Impacts

	Prior Years	FY23	FY24	FY25	FY26	FY27	Total FY23-27
Project Breakdown							
Planning & Design	\$-	\$-	\$-	\$-	\$727,836	\$-	\$727,836
Land	-	-	-	-	-	-	-
Offsite Improvements/Utilities	-	-	-	-	-	-	-
Construction	-	-	-	-	-	3,335,929	3,335,929
Other	-	-	-	-	-	588,187	588,187
FFE	-	-	-	-	-	292,332	292,332
Total	\$-	\$-	\$-	\$-	\$727,836	\$4,216,448	\$4,944,284
Operating Budget Impacts							
Personnel (incremental)	\$-	\$-	\$-	\$-	\$-	\$-	
Operating (incremental)	-	-	-	-	-	-	
Total Operating Impact	\$-	\$-	\$-	\$-	\$-	\$-	

Woodman Police and Fire Installation Shop (CAM) – 08599

Department General Services – Woodman Rd	Funding Source No Funding Source	Project Location Woodman Rd. Complex
Magisterial District General Government	Project Classification Building (New)	Project Type Non-Recurring

Project Description:

This project provides for a pre-engineered metal service and storage building close to the Central Automotive Maintenance Building that would house Police and Fire vehicle communication system installation and indoor vehicle storage. The building will accommodate 12 bays to house Police installations, Fire apparatus storage, restrooms, offices, storage, and associated parking. The project requires the relocations of some school bus parking. A new two-lane bridge with single sidewalk over North Run Creek is required and additional parking in the area that is currently used to handle miscellaneous road/utility materials is included. A road would connect the bridge to the new parking and then extend towards Mountain Rd to allow for a third access route to the Woodman Road Complex.

Service Impact:

The proposed Police & Fire Installation Shop address the increasing need for space to accommodate vehicle communication equipment by the Police Communications Department. Fire vehicles also require communications systems installations, but also need to be housed in a heated building to keep from freezing in the winter.

Operating Impacts:

There are no fiscal operating impacts associated with this project.

Project Milestones:

- Design and construction are currently planned for FY27.

Project Location:



Project Cost Breakdown/Operating Budget Impacts

	Prior Years	FY23	FY24	FY25	FY26	FY27	Total FY23-27
Project Breakdown							
Planning & Design	\$-	\$-	\$-	\$-	\$-	\$1,147,741	\$1,147,741
Land	-	-	-	-	-	-	-
Offsite Improvements/Utilities	-	-	-	-	-	-	-
Construction	-	-	-	-	-	7,072,367	7,702,367
Other	-	-	-	-	-	893,234	893,234
FFE	-	-	-	-	-	179,058	179,058
Total	\$-	\$-	\$-	\$-	\$-	\$9,292,400	\$9,292,400
Operating Budget Impacts							
Personnel (incremental)	\$-	\$-	\$-	\$-	\$-	\$-	
Operating (incremental)	-	-	-	-	-	-	
Total Operating Impact	\$-	\$-	\$-	\$-	\$-	\$-	

Capital Improvement Program Five Year Summary FY2022-23 through FY2031-32

Capital Projects Fund - Department Requests by Fiscal Year and Priority Number

Public Utilities

Project	Priority	Request	Request	Request	Request	Request	Request	Total	
		FY22-23	FY23-24	FY24-26	FY25-26	FY26-27	FY28-FY32	Ten Year	
Public Utilities - Sewer									
00782	New Sewer Connections	1	350,000	350,000	350,000	350,000	350,000	1,750,000	3,500,000
00772	Sewer Line Extensions	2	550,000	550,000	550,000	550,000	550,000	2,750,000	5,500,000
00732	Sewer Line Rehabilitation	3	5,000,000	4,000,000	5,000,000	5,000,000	5,000,000	30,000,000	54,000,000
00743	Sewer Pump Station Improvements	4	3,000,000	1,500,000	2,000,000	2,000,000	2,000,000	5,000,000	15,500,000
00737	Sewer Reloc., Adjustments & Crossings	5	200,000	200,000	200,000	200,000	200,000	1,000,000	2,000,000
00725	Plan Review and Inspection	6	2,600,000	2,600,000	2,600,000	2,600,000	2,600,000	13,000,000	26,000,000
08172	Water Reclamation Facility Improvements	7	1,000,000	1,000,000	1,000,000	1,000,000	1,000,000	8,000,000	13,000,000
01076	Sewer Sub-Basin Area Wide Sewer Rehan	8	9,000,000	9,000,000	5,000,000	15,000,000	8,500,000	49,000,000	95,500,000
09176	Westwood Improvements	9	13,000,000	0	0	0	0	0	13,000,000
06152	Gambles Mill SPS FEB Modification	10	6,000,000	0	0	0	0	14,000,000	20,000,000
06450	White Oak SPS FM	11	7,750,000	0	0	0	0	0	7,750,000
07027	Deep Run Outfall	12	2,000,000	0	0	18,000,000	0	0	20,000,000
06838	Allens and Rooty Branch Force Main Upgrade	13	2,000,000	0	0	10,000,000	0	0	12,000,000
06159	Almond Creek Force Main	14	0	8,500,000	0	0	0	0	8,500,000
06666	Horsepen Branch Trunk Sewer	15	0	27,000,000	0	0	0	0	27,000,000
06667	Tuckahoe Creek Trunk Sewer Rehab	16	0	5,000,000	0	0	20,000,000	0	25,000,000
06154	North Run Trunk Sewer	17	0	0	6,500,000	0	0	30,000,000	36,500,000
06158	Hungary Creek Trunk Sewer	18	0	0	4,500,000	0	0	25,000,000	29,500,000
06449	White Oak SPS Improvements	19	2,000,000	0	0	0	0	0	2,000,000
07026	Rooty Branch SPS Replacement	20	2,000,000	0	0	10,000,000	0	0	12,000,000
07028	Rooty Branch Force Main	21	1,000,000	0	0	5,000,000	0	0	6,000,000
07029	Gillies Creek SPS Flow Equalization Basin	22	0	0	0	6,000,000	0	0	6,000,000
06155	Almond Creek Trunk Sewer Line	23	0	0	0	0	500,000	3,000,000	3,500,000
Department Subtotal			57,450,000	59,700,000	27,700,000	75,700,000	40,700,000	182,500,000	443,750,000
Public Utilities - Water									
00771	New Water Connections	1	200,000	200,000	200,000	200,000	200,000	1,000,000	2,000,000
00770	Water Line Extensions	2	300,000	300,000	300,000	300,000	300,000	1,500,000	3,000,000
00768	Water Line Rehabilitation	3	4,000,000	4,000,000	4,000,000	5,000,000	5,000,000	25,000,000	47,000,000
00769	Water Pumping Station Improvements	4	500,000	1,000,000	1,000,000	1,000,000	1,000,000	5,000,000	9,500,000
00767	Water Reloc., Adjustments & Crossings	6	200,000	200,000	200,000	200,000	200,000	1,000,000	2,000,000
00780	Water Meters	5	1,300,000	1,300,000	1,300,000	1,300,000	1,300,000	6,500,000	13,000,000
08171	Water Treatment Facility Improvements	7	3,700,000	750,000	750,000	750,000	750,000	3,750,000	10,450,000
00811	Information Technology Projects	8	5,000,000	0	0	0	0	0	5,000,000
06615	Ridge Water Pressure Zone	11	2,800,000	0	0	0	0	2,300,000	5,100,000
06118	Sadler Road 12" Water Line	9	0	1,500,000	0	0	0	0	1,500,000
00020	Richmond Henrico Water Main	10	0	1,000,000	0	0	0	0	1,000,000
New	Three Chopt Road Water Main Improvements	11	0	1,700,000	0	0	0	0	1,700,000
06119	Laburnum Ave Water Booster Station	12	0	0	0	800,000	2,500,000	0	3,300,000
08555	Portugee Road Water Pumping Station	14	0	0	0	1,000,000	0	4,500,000	5,500,000
08556	Old Williamsburg Water Pumping Station	15	0	0	0	750,000	0	3,000,000	3,750,000
Department Subtotal			18,000,000	11,950,000	7,750,000	11,300,000	11,250,000	53,550,000	113,800,000
Grand Total - Enterprise W/S Fund			75,450,000	71,650,000	35,450,000	87,000,000	51,950,000	236,050,000	557,550,000

Sewer Connections – 00782

Department Public Utilities	Funding Source Enterprise Fund	Project Location Countywide
Magisterial District Countywide	Project Classification Sewer	Project Type Recurring

Project Description:

Design and construct sewer service connections to serve new customers requesting service connections to existing sewer mains.

Service Impact:

This project provides the installation of sewer service connections for owner occupied homes on existing parcels to address the demands of growth and development of Henrico County.

Operating Impacts:

There are no fiscal operating impacts associated with this project.

Project Milestones:

- FY22 funding for this project was \$300,000
- Current project balance as of 11/3/21 is \$187,001.

Project Cost Breakdown/Operating Budget Impacts

	Prior Year	FY23	FY24	FY25	FY26	FY27	Total FY23-27
Project Breakdown							
Planning & Design	\$-	\$-	\$-	\$-	\$-	\$-	\$-
Land	-	-	-	-	-	-	-
Offsite Improvements/Utilities	-	-	-	-	-	-	-
Construction	-	350,000	350,000	350,000	350,000	350,000	1,750,000
Other	-	-	-	-	-	-	-
FFE	-	-	-	-	-	-	-
Total	\$-	\$350,000	\$350,000	\$350,000	\$350,000	\$350,000	\$1,750,000
Operating Budget Impacts							
Personnel (incremental)	\$-	\$-	\$-	\$-	\$-	\$-	\$-
Operating (incremental)	-	-	-	-	-	-	-
Total Operating Impact	\$-	\$-	\$-	\$-	\$-	\$-	\$-

Sewer Line Extensions - 00772

Department Public Utilities	Funding Source Enterprise Fund	Project Location Countywide
Magisterial District Countywide	Project Classification Sewer	Project Type Recurring

Project Description:

Design and construct sewer main extensions from the existing system to serve owner occupied single-family residences.

Service Impact:

Installation of sewer main extensions for owner occupied homes to provide sewer service to new customers to address demands of growth and development of the County.

Operating Impacts:

There are no fiscal operating impacts associated with this project.

Project Milestones:

- FY22 funding for this project was \$500,000
- Current project balance as of 11/3/21 is \$383,103

Project Cost Breakdown/Operating Budget Impacts

	Prior Year	FY23	FY24	FY25	FY26	FY27	Total FY23-27
Project Breakdown							
Planning & Design	\$-	\$-	\$-	\$-	\$-	\$-	\$-
Land	-	-	-	-	-	-	-
Offsite Improvements/Utilities	-	-	-	-	-	-	-
Construction	-	550,000	550,000	550,000	550,000	550,000	2,750,000
Other	-	-	-	-	-	-	-
FFE	-	-	-	-	-	-	-
Total	\$500,000	\$550,000	\$550,000	\$550,000	\$550,000	\$550,000	\$2,750,000
Operating Budget Impacts							
Personnel (incremental)	\$-	\$-	\$-	\$-	\$-	\$-	\$-
Operating (incremental)	-	-	-	-	-	-	-
Total Operating Impact	\$-	\$-	\$-	\$-	\$-	\$-	\$-

Sewer Line Rehabilitation– 00732

Department Public Utilities	Funding Source Enterprise Fund	Project Location Countywide
Magisterial District Countywide	Project Classification Sewer	Project Type Recurring

Project Description:

This project provides funding to rehabilitate or replace deteriorated sewer mains. The design and construction of individual sewer line projects are included. The need for these individual projects is determined through the department’s wet weather flow program, TV inspection program, sewer main cleaning program, and work orders.

Service Impact:

This project allows the County to maintain proper sewer lines and improve the delivery of service by updated old and outdated sewer mains.

Operating Impacts:

There are no operating fiscal impacts associated with this project.

Project Milestones:

- FY22 funding for this project was \$5M
- Current balance of this project as of 11/3/21 is \$10,272,631.

Project Cost Breakdown/Operating Budget Impacts

	Prior Year	FY23	FY24	FY25	FY26	FY27	Total FY23-27
Project Breakdown							
Planning & Design	\$-	\$1,000,000	\$1,000,000	\$1,000,000	\$1,000,000	\$1,000,000	\$5,000,000
Land	-	-	-	-	-	-	-
Offsite Improvements/Utilities	-	-	-	-	-	-	-
Construction	-	\$4,000,000	\$3,000,000	\$4,000,000	\$4,000,000	\$4,000,000	\$19,000,000
Other	-	-	-	-	-	-	-
FFE	-	-	-	-	-	-	-
Total	\$-	\$5,000,000	\$4,000,000	\$5,000,000	\$5,000,000	\$5,000,000	\$24,000,000
Operating Budget Impacts							
Personnel (incremental)	\$-	\$-	\$-	\$-	\$-	\$-	\$-
Operating (incremental)	-	-	-	-	-	-	-
Total Operating Impact	\$-	\$-	\$-	\$-	\$-	\$-	\$-

Sewer Pump Station Improvements – 00743

Department Public Utilities	Funding Source Enterprise Fund	Project Location Countywide
Magisterial District Countywide	Project Classification Sewer	Project Type Recurring

Project Description:

Design and construct improvements and major repairs at existing sewage pumping stations necessary to upgrade and maintain sewage pumping stations.

Service Impact:

This project provides necessary improvements to improve the delivery of existing services.

Operating Impacts:

There are no fiscal operating impacts with this project.

Project Milestones:

- FY23 work will advertise for construction for Allens Branch SPS and Strawberry Hill SPS upgrades.
- FY24 work will design Holladay Branch SPS upgrades for construction in FY2024-25.
- FY22 Funding was \$1.5M
- Current project balance is \$2,325,039.

Project Cost Breakdown/Operating Budget Impacts

	Prior Year	FY23	FY24	FY25	FY26	FY27	Total FY23-27
Project Breakdown							
Planning & Design	\$-	\$500,000	\$300,000	\$500,000	\$500,000	\$500,000	\$2,300,000
Land	-	-	-	-	-	-	-
Offsite Improvements/Utilities	-	-	-	-	-	-	-
Construction	-	2,500,000	1,200,000	1,500,000	1,500,000	1,500,000	8,200,000
Other	-	-	-	-	-	-	-
FFE	-	-	-	-	-	-	-
Total	\$-	\$3,000,000	\$1,500,000	\$2,000,000	\$2,000,000	\$2,000,000	\$10,500,000
Operating Budget Impacts							
Personnel (incremental)	\$-	\$-	\$-	\$-	\$-	\$-	
Operating (incremental)	-	-	-	-	-	-	
Total Operating Impact	\$-	\$-	\$-	\$-	\$-	\$-	

Sewer Relocations, Adjustments, and Crossings – 00737

Department Public Utilities	Funding Source Enterprise Fund	Project Location Countywide
Magisterial District Countywide	Project Classification Sewer	Project Type Recurring

Project Description:

This project adjusts existing sewer lines and extends new sewer lines necessary for coordination with road and drainage projects. The recurring project covers the design and construction of sewer relocations, adjustments, and crossings that are part of the County and State road projects and County drainage projects.

Service Impact:

This project seeks to improve the delivery of existing services by providing necessary sewer main adjustments or relocations based on various Public Works and Virginia Department of Transportation projects.

Operating Impacts:

There is no fiscal operating impact associated with this project.

Project Milestones:

- FY22 funding for this project is \$200,000
- Current project balance as of 11/3/21 is \$809,753

Project Cost Breakdown/Operating Budget Impacts

	Prior Year	FY23	FY24	FY25	FY26	FY27	Total FY23-27
Project Breakdown							
Planning & Design	\$-	\$-	\$-	\$-	\$-	\$-	\$-
Land	-	-	-	-	-	-	-
Offsite Improvements/Utilities	-	-	-	-	-	-	-
Construction	-	200,000	200,000	200,000	200,000	200,000	1,000,000
Other	-	-	-	-	-	-	-
FFE	-	-	-	-	-	-	-
Total	-	\$200,000	\$200,000	\$200,000	\$200,000	\$200,000	\$1,000,000
Operating Budget Impacts							
Personnel (incremental)	\$-	\$-	\$-	\$-	\$-	\$-	\$-
Operating (incremental)	-	-	-	-	-	-	-
Total Operating Impact	\$-	\$-	\$-	\$-	\$-	\$-	\$-

Plan Review and Inspection – 00725

Department Public Utilities	Funding Source Enterprise Fund	Project Location County Wide
Magisterial District County Wide	Project Classification Sewer	Project Type Recurring

Project Description:

This project is a recurring project that provides funding for costs of engineering plan review and construction inspection by DPU staff for plan review and installation of water and sewer mains by private developers. The project captures the County cost associated with private development engineering and construction and assigns the values to the total costs of donated water and sewer assets.

Service Impact:

This project enables the department to address the demands of growth and development within Henrico County.

Operating Impacts:

There are no planned operating fiscal impacts from this project.

Project Milestones:

- FY22 funding for this project was \$2.1M
- Current project balance is \$1,528,626

Project Cost Breakdown/Operating Budget Impacts

	Prior Year	FY23	FY24	FY25	FY26	FY27	Total FY23-27
Project Breakdown							
Planning & Design	\$-	\$1,000,000	\$1,000,000	\$1,000,000	\$1,000,000	\$1,000,000	\$5,000,000
Land	-	-	-	-	-	-	-
Offsite Improvements/Utilities	-	-	-	-	-	-	-
Construction	\$-	\$1,600,000	\$1,600,000	\$1,600,000	\$1,600,000	\$1,600,000	\$8,000,000
Other	-	-	-	-	-	-	-
FFE	-	-	-	-	-	-	-
Total	\$-	\$2,600,000	\$2,600,000	\$2,600,000	\$2,600,000	\$2,600,000	\$13,000,00
Operating Budget Impacts							
Personnel (incremental)	\$-	\$-	\$-	\$-	\$-	\$-	
Operating (incremental)	-	-	-	-	-	-	
Total Operating Impact	\$-	\$-	\$-	\$-	\$-	\$-	

Water Reclamation Facility Improvements – 08172

Department Public Utilities	Funding Source Enterprise Fund	Project Location 9101 WRVA Rd
Magisterial District Varina	Project Classification Sewer	Project Type Recurring

Project Description:

Design and construct improvements and major repairs and replacements at the Water Reclamation Facility necessary to upgrade and maintain the facility.

Service Impact:

The need for upgrades and repairs to the Water Reclamation Facility is determined from on-going operations and maintenance programs, from the master utility plan and facility assessments.

Operating Impacts:

There are no fiscal operating impacts associated with this project.

Project Milestones:

- FY22 funding for this project was \$500,000
- \$7M in funding was added to this project in FY21 from bond proceeds
- Current project balance as of 11/3/21 is \$41.1M

Project Location:



Project Cost Breakdown/Operating Budget Impacts

	Prior Year	FY23	FY24	FY25	FY26	FY27	Total FY23-27
Project Breakdown							
Planning & Design	\$-	\$200,000	\$200,000	\$200,000	\$200,000	\$200,000	\$1,000,000
Land	-	-	-	-	-	-	-
Offsite Improvements/Utilities	-	-	-	-	-	-	-
Construction	-	800,000	800,000	800,000	800,000	800,000	4,000,000
Other	-	-	-	-	-	-	-
FFE	-	-	-	-	-	-	-
Total	\$-	\$1,000,000	\$1,000,000	\$1,000,000	\$1,000,000	\$1,000,000	\$5,000,000
Operating Budget Impacts							
Personnel (incremental)	\$-	\$-	\$-	\$-	\$-	\$-	
Operating (incremental)	-	-	-	-	-	-	
Total Operating Impact	\$-	\$-	\$-	\$-	\$-	\$-	

Sewer Sub-basin Area Wide Sewer Rehabilitation– 01076

Department Public Utilities	Funding Source Enterprise Fund	Project Location Countywide
Magisterial District Countywide	Project Classification Sewer	Project Type Recurring

Project Description:

Rehabilitate or replace deteriorating sewer piping to reduce wet weather flows due to infiltration and inflow, prevent overflows, ensure adequate pipe capacity, and improve the overall condition of the sewer system. Work will include sanitary sewer evaluation as well as design and construction of system improvements. These projects are located in Three Chopt, Tuckahoe, Brookland, and Fairfield, and Varina magisterial districts.

Service Impact:

This project is recommended by the Henrico Wet Weather Flow Reduction Plan Update (2004) and updated with the Defective Sewer Line Rehabilitation Program System Wide Prioritization Update (2011) in order to maintain and improve the delivery of existing services.

Operating Impacts:

There are no fiscal operating impacts associated with this project.

Project Milestones:

- FY22 funding for this project was \$8M
- Current project balance as of 11/3/21 is \$21.0M

Project Cost Breakdown/Operating Budget Impacts

	Prior Year	FY23	FY24	FY25	FY26	FY27	Total FY23-27
Project Breakdown							
Planning & Design	\$-	\$2,000,000	\$2,000,000	\$2,000,000	\$2,400,000	\$1,500,000	\$9,900,000
Land	-	-	-	-	-	-	-
Offsite Improvements/Utilities	-	-	-	-	-	-	-
Construction	-	7,000,000	7,000,000	7,000,000	12,600,000	7,000,000	40,600,000
Other	-	-	-	-	-	-	-
FFE	-	-	-	-	-	-	-
Total	\$-	\$9,000,000	\$9,000,000	\$9,000,000	\$15,000,000	\$8,500,000	\$50,500,000
Operating Budget Impacts							
Personnel (incremental)	\$-	\$-	\$-	\$-	\$-	\$-	
Operating (incremental)	-	-	-	-	-	-	
Total Operating Impact	\$-	\$-	\$-	\$-	\$-	\$-	

Westwood Improvements - 09176

Department Public Utilities	Funding Source Enterprise Fund	Project Location Westwood Area from Staples Mill Rd to the City line
Magisterial District Brookland	Project Classification Sewer	Project Type Non-recurring

Project Description:

Design improvements in the Westwood area including ACCA 5mgd SPS, 16” Force Main, and 24” Dabney Outfall Sewer. \$5,350,000 will be appropriated for this project in December 2021.

Service Impact:

This project is designed to address the demands of growth and development of Henrico County.

Operating Impacts:

There are no fiscal operating impacts associated with this project.

Project Milestones:

- Design and construction for the project is projected for FY23

Project Location:



Project Cost Breakdown/Operating Budget Impacts

	Prior Years	FY23	FY24	FY25	FY26	FY27	Total FY23-27
Project Breakdown							
Planning & Design	\$	\$2,000,000	\$-	\$-	\$-	\$	\$2,000,000
Land	-	-	-	-	-	-	-
Offsite Improvements/Utilities	-	-	-	-	-	-	-
Construction	-	11,000,000	-	-	-	-	11,000,000
Other	-	-	-	-	-	-	-
FFE	-	-	-	-	-	-	-
Total	\$	\$13,000,000	\$-	\$-	\$-	\$	\$13,000,000
Operating Budget Impacts							
Personnel (incremental)	\$-	\$-	\$-	\$-	\$-	\$-	
Operating (incremental)	-	-	-	-	-	-	
Total Operating Impact	\$-	\$-	\$-	\$-	\$-	\$-	

Gambles Mill SPS FEB Modification – 06152

Department Public Utilities	Funding Source Enterprise Fund	Project Location 6113 Cary St
Magisterial District Tuckahoe	Project Classification Sewer	Project Type Non-recurring

Project Description:

Modify overflow basin to provide flow equalization capability and add emergency generator(s). Design and construct a 3MG flow equalization basin to replace the existing open basin and to provide emergency power for the facility.

Service Impact:

As use of the equalization basins increase, the basin needs to have a cover added that will allow control of odors. The generator(s) is being added to provide redundancy for emergency operation if the existing primary and secondary power feeds from Virginia Power are lost. These upgrades are needed to maintain and improve the delivery of existing services.

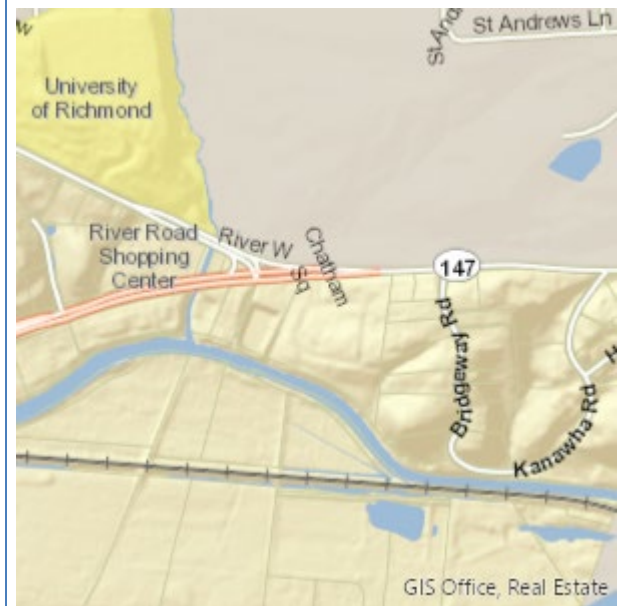
Operating Impacts:

There are no fiscal operating impacts associated with this project.

Project Milestones:

- This project is part of an overall sewer rehabilitation program that was defined by the Utility Department’s Sewer Facilities Plan, dated June 1997.
- Current project balance as of 11/3/21 is \$7.9M

Project Location:



Project Cost Breakdown/Operating Budget Impacts

	Prior Years	FY23	FY24	FY25	FY26	FY27	Beyond 2027	Total FY23-32
Project Breakdown								
Planning & Design	\$-	\$-	\$-	\$-	\$-	\$-	\$-	\$-
Land	-	-	-	-	-	-	-	-
Offsite Improvements/Utilities	-	-	-	-	-	-	-	-
Construction	-	6,000,000	-	-	-	-	14,000,000	20,000,000
Other	-	-	-	-	-	-	-	-
FFE	-	-	-	-	-	-	-	-
Total	\$-	\$6,000,000	\$-	\$-	\$-	\$-	\$14,000,000	\$20,000,000
Operating Budget Impacts								
Personnel (incremental)	\$-	\$-	\$-	\$-	\$-	\$-	\$-	\$-
Operating (incremental)	-	-	-	-	-	-	-	-
Total Operating Impact	\$-	\$-	\$-	\$-	\$-	\$-	\$-	\$-

White Oak SPS FM – 06450

Department Public Utilities	Funding Source Enterprise Fund	Project Location Along Beulah Rd and Portugee Rd to Poplar Springs SPS
Magisterial District Varina	Project Classification Sewer	Project Type Non-recurring

Project Description:

Design and construct 7,800 feet of 36” force main from the existing White Oak SPS at Beulah Rd to Portugee Rd

Service Impact:

This project provides additional capacity for increasing growth demands and for wet weather flows. The project will also provide connection to the Eastern Force Main instead of Four Mile Trunk Sewer.

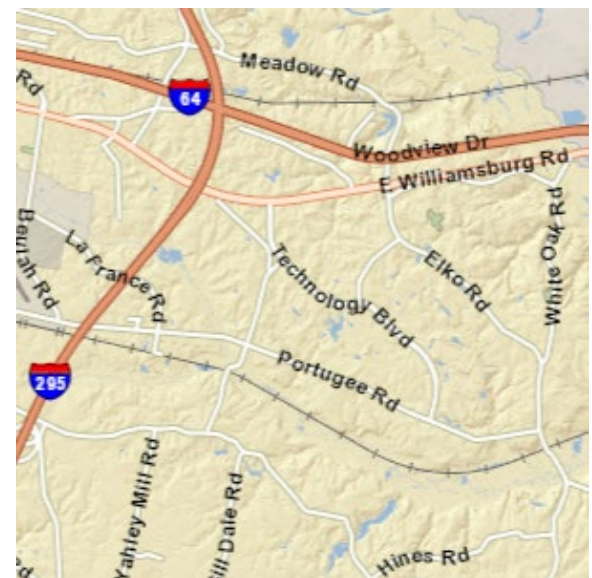
Operating Impacts:

There are no fiscal operating impacts associated with this project.

Project Milestones:

- This project was identified in the 2007 Water and Sewer Facility Plan
- Construction is planned for FY23
- Current project balance as of 11/3/21 is \$200,000.

Project Location:



Project Cost Breakdown/Operating Budget Impacts

	Prior Years	FY23	FY24	FY25	FY26	FY27	Total FY23-27
Project Breakdown							
Planning & Design	\$-	\$-	\$-	\$-	\$-	\$-	\$-
Land	-	-	-	-	-	-	-
Offsite Improvements/Utilities	-	-	-	-	-	-	-
Construction	1,300,000	7,750,000	-	-	-	-	7,750,000
Other	-	-	-	-	-	-	-
FFE	-	-	-	-	-	-	-
Total	\$1,300,000	\$7,750,000	\$-	\$-	\$-	\$-	\$7,750,000
Operating Budget Impacts							
Personnel (incremental)	\$-	\$-	\$-	\$-	\$-	\$-	
Operating (incremental)	-	-	-	-	-	-	
Total Operating Impact	\$-	\$-	\$-	\$-	\$-	\$-	

Deep Run Outfall – 07027

Department Public Utilities	Funding Source Enterprise Fund	Project Location Innsbrook Area
Magisterial District	Project Classification Non-recurring	Project Type

Project Description:

Design and construct approximately 9,440 feet of 42-inch gravity sewer to replace existing 15 inch to 24-inch sewers.

Service Impact:

This project provides capacity for increasing growth demands and for wet weather flows. The existing sewers were installed about 1980. The 2036 Land Use Plan projects densities that require significant improvements to existing backbone infrastructure to support redevelopment that is started at this time. This project was recommended by updates to the 2007 Water and Sewer Facility Plan that were completed in 2012 as prepared by Greeley and Hansen.

Operating Impacts:

There are no fiscal operating impacts associated with this project.

Project Milestones:

- This project was recommended by updates to the 2007 Water and Sewer Facility Plan completed in 2021.

Project Milestones (cont):

- Planning and Design is planned for FY23 and construction in FY26.
- Current project balance as of 11/3/21 is \$123,224

Project Location:



Project Cost Breakdown/Operating Budget Impacts

	Prior Years	FY23	FY24	FY25	FY26	FY27	Total FY23-27
Project Breakdown							
Planning & Design	\$	\$2,000,000	\$-	\$-	\$-	\$-	\$2,000,000
Land	-	-	-	-	-	-	-
Offsite Improvements/Utilities	-	-	-	-	-	-	-
Construction	-	-	-	-	18,000,000	-	18,000,000
Other	-	-	-	-	-	-	-
FFE	-	-	-	-	-	-	-
Total	\$-	\$2,000,000	\$-	\$-	\$18,000,000	\$-	\$20,000,000
Operating Budget Impacts							
Personnel (incremental)	\$-	\$-	\$-	\$-	\$-	\$-	
Operating (incremental)	-	-	-	-	-	-	
Total Operating Impact	\$-	\$-	\$-	\$-	\$-	\$-	

Allen’s Branch and Rooty Branch Force Main – 06838

Department Public Utilities	Funding Source Enterprise Fund	Project Location From Rooty Branch SPS and Allen’s Branch SPS to Meredith Branch SPS
Magisterial District Three Chopt and Brookland	Project Classification Sewer	Project Type Non-recurring

Project Description:

Design and construct approximately 8,900 feet of 42” diameter force main to replace existing force main. The existing 24” force main will be abandoned. Capacity of this system will be increased by 32.9 mgd to a total of 48.8 mgd.

Service Impact:

This project is needed to handle additional demands from Innsbrook through Rooty Branch SPS.

Operating Impacts:

There are no fiscal operating impacts associated with this project.

Project Milestones:

- The need for this project was initially identified in the 2007 Water and Sewer Facility Plan and modified with the Innsbrook Area Study Special Focus Area Report dated January 2013.

Project Milestones (cont.):

- Design is scheduled to begin in FY23
- Construction in planned for FY26

Project Location:



Project Cost Breakdown/Operating Budget Impacts

	Prior Years	FY23	FY24	FY25	FY26	FY27	Total FY23-27
Project Breakdown							
Planning & Design	\$	\$2,000,000	\$-	\$-	\$-	\$-	\$2,000,000
Land	-	-	-	-	-	-	-
Offsite Improvements/Utilities	-	-	-	-	-	-	-
Construction	-	-	-	-	10,000,000	-	10,000,000
Other	-	-	-	-	-	-	-
FFE	-	-	-	-	-	-	-
Total	\$	\$2,000,000	\$-	\$	\$10,000,000	\$-	\$12,000,000
Operating Budget Impacts							
Personnel (incremental)	\$-	\$-	\$-	\$-	\$-	\$-	
Operating (incremental)	-	-	-	-	-	-	
Total Operating Impact	\$-	\$-	\$-	\$-	\$-	\$-	

Almond Creek Force Main – 06159

Department Public Utilities	Funding Source Enterprise Fund	Project Location Along Old Osborne Turnpike and New Market Rd
Magisterial District Varina	Project Classification Sewer	Project Type Non-recurring

Project Description:

Design and construct 11,200 feet of existing force main necessary to increase capacity from 2.7 MGD to 7.0 MGD. The force main extends from the existing Almond Creek SPS to a discharge point at New Market SPS.

Service Impact:

The replacement of the existing force is necessary to provide conveyance of the increased discharge. This also provides for addition capacity for increasing growth demands and wet weather flows.

Operating Impacts:

There are no fiscal operating impacts associated with this project.

Project Milestones:

- The need for this project was identified in the 2007 Water and Sewer Facility Plan.

Project Milestones (cont):

- Design was funded in FY22.
- Construction is planned in FY24.
- Current project balance as of 11/3/21 is \$1.1M.

Project Location:



Project Cost Breakdown/Operating Budget Impacts

	Prior Years	FY23	FY24	FY25	FY26	FY27	Total FY23-27
Project Breakdown							
Planning & Design	\$1,100,000	-	\$-	\$-	\$-	\$-	\$-
Land	-	-	-	-	-	-	-
Offsite Improvements/Utilities	-	-	-	-	-	-	-
Construction	-	-	8,500,000	-	-	-	8,500,000
Other	-	-	-	-	-	-	-
FFE	-	-	-	-	-	-	-
Total	\$1,100,000	\$	\$8,500,000	\$-	\$-	\$	\$8,500,000
Operating Budget Impacts							
Personnel (incremental)	\$-	\$-	\$-	\$-	\$-	\$-	\$-
Operating (incremental)	-	-	-	-	-	-	-
Total Operating Impact	\$-	\$-	\$-	\$-	\$-	\$-	\$-

Horsepen Branch Trunk Sewer – 06666

Department Public Utilities	Funding Source Enterprise Fund	Project Location From W. Broad St near Horsepen Rd to Staples Mill Rd
Magisterial District Brookland	Project Classification Sewer	Project Type Non-recurring

Project Description:

Design and construct approximately 7,000 feet of 42” sewer main. Pipe will be installed parallel to existing sewer trunk.

Service Impact:

This project was identified as a need to meet the increased capacity of the existing facility for increasing growth demands for wet weather flows.

Operating Impacts:

There are no fiscal operating impacts associated with this project.

Project Milestones:

- The 2007 Water and Sewer Facility plan identified the need for this project.
- Construction is schedule for FY24.
- Current project balance as of 11/3/21 is \$500,000

Project Location:



Project Cost Breakdown/Operating Budget Impacts

	Prior Years	FY23	FY24	FY25	FY26	FY27	Total FY23-27
Project Breakdown							
Planning & Design	\$500,000	\$-	\$-	\$-	\$-	\$-	\$-
Land	-	-	-	-	-	-	-
Offsite Improvements/Utilities	-	-	-	-	-	-	-
Construction	-	-	27,000,000	-	-	-	27,000,000
Other	-	-	-	-	-	-	-
FFE	-	-	-	-	-	-	-
Total	\$500,000	\$ 27,000,000					\$27,000,000
Operating Budget Impacts							
Personnel (incremental)	\$-	\$-	\$-	\$-	\$-	\$-	
Operating (incremental)	-	-	-	-	-	-	
Total Operating Impact	\$-	\$-	\$-	\$-	\$-	\$-	

Tuckahoe Creek Trunk Sewer Rehabilitation – 06667

Department Public Utilities	Funding Source Enterprise Fund	Project Location Along Tuckahoe Creek from W. Broad St to River Rd SPS
Magisterial District Three Chopt and Tuckahoe	Project Classification Sewer	Project Type Non-recurring

Project Description:

Rehabilitate or replace approximately 32,700 feet of 27” to 54” sewer main.

Service Impact:

This project is needed to rehabilitate deteriorating sewer pipe, to reduce wet weather flows due to infiltration and inflow, to prevent overflow, to ensure adequate pipe capacity, and improve the overall condition of the sewer system.

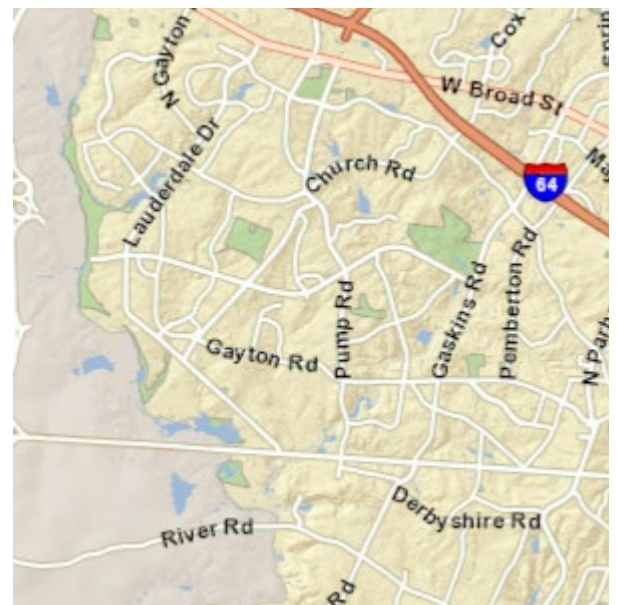
Operating Impacts:

There are no fiscal operating impacts associated with this project.

Project Milestones:

- The project scope was determined by evaluation including CCTV with report completed by URS in April 2011.
- Design scheduled to begin in FY24

Project Location:



Project Cost Breakdown/Operating Budget Impacts

	Prior Years	FY23	FY24	FY25	FY26	FY27	Total FY23-27
Project Breakdown							
Planning & Design	\$-	\$ 5,000,000	\$-	\$-	\$-	\$-	\$5,000,000
Land	-	-	-	-	-	-	-
Offsite Improvements/Utilities	-	-	-	-	-	-	-
Construction	-	-	-	-	-	20,000,000	20,000,000
Other	-	-	-	-	-	-	-
FFE	-	-	-	-	-	-	-
Total	\$-	\$ 5,000,000	\$-	\$-	\$ 20,000,000	\$-	\$25,000,000
Operating Budget Impacts							
Personnel (incremental)	\$-	\$-	\$-	\$-	\$-	\$-	
Operating (incremental)	-	-	-	-	-	-	
Total Operating Impact	\$-	\$-	\$-	\$-	\$-	\$-	

North Run Trunk Sewer – 06154

Department Public Utilities	Funding Source Enterprise Fund	Project Location Along North Run Creek from Woodman Rd to Brook Rd
Magisterial District Fairfield	Project Classification Sewer	Project Type Non-recurring

Project Description:

Design and construct 22,350 feet of 54” gravity trunk sewer main beginning near Woodman Rd and extending downstream along North Run Creek to Brook Rd at Upham Brook.

Service Impact:

This project addresses demands of growth and development of the County.

Operating Impacts:

There are no fiscal operating impacts associated with this project.

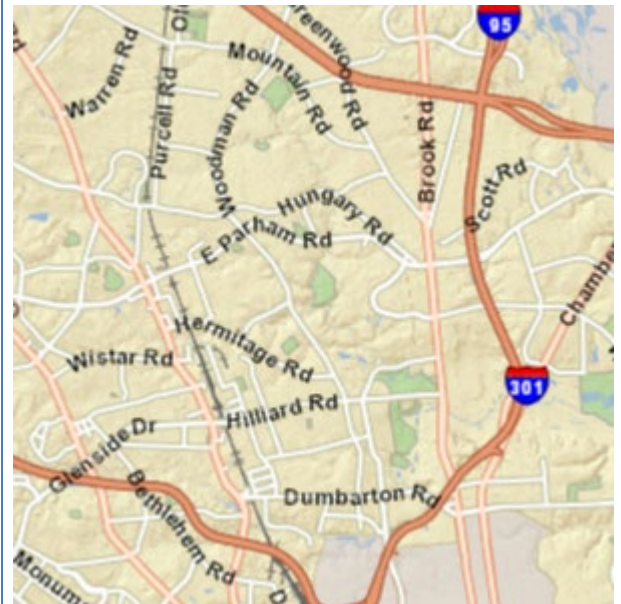
Project Milestones:

- The need for this project was initially identified in the 2007 Water and Sewer Facility Plan and modified with the Innsbrook Area Study Special Focus Area Report, dated January 2013.

Project Milestones(cont.):

- Design is schedule for FY25

Project Location:



Project Cost Breakdown/Operating Budget Impacts

	Prior Years	FY23	FY24	FY25	FY26	FY27	Beyond 2027	Total FY23-27
Project Breakdown								
Planning & Design	\$-	\$-	\$-	\$6,500,000	\$-	-	-	\$6,500,000
Land	-	-	-	-	-	-	-	-
Offsite Improvements/Utilities	-	-	-	-	-	-	-	-
Construction	-	-	-	-	-	-	30,000,000	30,000,000
Other	-	-	-	-	-	-	-	-
FFE	-	-	-	-	-	-	-	-
Total	\$-	\$-	\$-	\$6,500,000	\$-	\$-	\$30,000,000	\$36,500,000
Operating Budget Impacts								
Personnel (incremental)	\$-	\$-	\$-	\$-	\$-	\$-	\$-	
Operating (incremental)	-	-	-	-	-	-	-	
Total Operating Impact	\$-	\$-	\$-	\$-	\$-	\$-	\$-	

Hungary Creek Trunk Sewer – 06158

Department Public Utilities	Funding Source Enterprise Fund	Project Location Along Hungary Creek from Staples Mill Rd to Woodman Rd
Magisterial District Brookland and Fairfield	Project Classification Sewer	Project Type Non-recurring

Project Description:

Design and construct 19,100 feet of 48” gravity trunk sewer main beginning near Hungary Rd west of Staples Mill Rd and extending downstream along Hungary Creek to North Run Creek at Woodman Rd.

Service Impact:

This project addresses demands of growth and development of the County.

Operating Impacts:

There are no fiscal operating impacts associated with this project.

Project Milestones:

- The need for this project was initially identified in the 2007 Water and Sewer Facility Plan and modified with the Innsbrook Area Study Special Focus Area Report, dated January 2013

Project Milestones (cont.):

- Design is scheduled to begin in FY25

Project Location:



Project Cost Breakdown/Operating Budget Impacts

	Prior Years	FY23	FY24	FY25	FY26	FY27	Beyond 2027	Total FY23-27
Project Breakdown								
Planning & Design	\$-	\$-	\$-	\$4,500,000	\$-	-	-	\$4,500,000
Land	-	-	-	-	-	-	-	-
Offsite Improvements/Utilities	-	-	-	-	-	-	-	-
Construction	-	-	-	-	-	-	25,000,000	25,000,000
Other	-	-	-	-	-	-	-	-
FFE	-	-	-	-	-	-	-	-
Total	\$-	\$-	\$-	\$4,500,000	\$-	\$-	\$25,000,000	\$29,500,000
Operating Budget Impacts								
Personnel (incremental)	\$-	\$-	\$-	\$-	\$-	\$-	\$-	
Operating (incremental)	-	-	-	-	-	-	-	
Total Operating Impact	\$-	\$-	\$-	\$-	\$-	\$-	\$-	

White Oak SPS Improvements – 06449

Department Public Utilities	Funding Source Enterprise Fund	Project Location 5645 Beulah Rd
Magisterial District Varina	Project Classification Non-recurring	Project Type

Project Description:

Design and construct improvements to the existing 11.8 MGD sewer pump station. Pump station capacity will be increased to 23.8 MGD.

Service Impact:

This project will improve the delivery of existing services in the project area.

Operating Impacts:

There are no fiscal operating impacts associated with this project.

Project Milestones:

- This project is planned for FY23.
- Current project balance as of 11/3/21 is \$2.9M.

Project Location:



Project Cost Breakdown/Operating Budget Impacts

	Prior Years	FY23	FY24	FY25	FY26	FY27	Total FY23-27
Project Breakdown							
Planning & Design	\$2,000,000	\$2,000,000	\$-	\$-	\$-	\$-	\$2,000,000
Land	-	-	-	-	-	-	-
Offsite Improvements/Utilities	-	-	-	-	-	-	-
Construction	2,000,000	-	-	-	-	-	-
Other	-	-	-	-	-	-	-
FFE	-	-	-	-	-	-	-
Total	\$4,000,000	\$2,000,000	\$-	\$-	\$-	\$-	\$2,000,000
Operating Budget Impacts							
Personnel (incremental)	\$-	\$-	\$-	\$-	\$-	\$-	
Operating (incremental)	-	-	-	-	-	-	
Total Operating Impact	\$-	\$-	\$-	\$-	\$-	\$-	

Rooty Branch SPS Replacement – 07026

Department Public Utilities	Funding Source Enterprise Fund	Project Location 5200 Cox Rd
Magisterial District Three Chopt	Project Classification Non-recurring	Project Type Sewer

Project Description:

Design and construct a 34 mgd pump station to replace the existing 6 mgd pump station

Service Impact:

This project provides additional capacity for increasing growth demands with implementation of redevelopment planned for Innsbrook and for wet weather induced flows.

Operating Impacts:

There are no fiscal operating impacts associated with this project.

Project Milestones:

- Recommended by the Greeley & Hansen Water & Sewer Facility Plan - July 2007.
- Planning and Design is schedule for FY23.

Project Milestones (cont.):

- Construction is scheduled for FY26.

Project Location:



Project Cost Breakdown/Operating Budget Impacts

	Prior Years	FY23	FY24	FY25	FY26	FY27	Total FY23-27
Project Breakdown							
Planning & Design	\$-	\$2,000,000	\$-	\$-	\$-	\$-	\$2,000,000
Land	-	-	-	-	-	-	-
Offsite Improvements/Utilities	-	-	-	-	-	-	-
Construction	-	-	-	-	10,000,000	-	10,000,000
Other	-	-	-	-	-	-	-
FFE	-	-	-	-	-	-	-
Total	\$-	\$2,000,000	\$-	\$-	\$10,000,000	\$-	\$12,000,000
Operating Budget Impacts							
Personnel (incremental)	\$-	\$-	\$-	\$-	\$-	\$-	
Operating (incremental)	-	-	-	-	-	-	
Total Operating Impact	\$-	\$-	\$-	\$-	\$-	\$-	

Rooty Branch Force Main – 07028

Department Public Utilities	Funding Source Enterprise Fund	Project Location Fords Country Lane and Interstate 295
Magisterial District Three Chopt	Project Classification Non-recurring	Project Type Non-recurring

Project Description:

Design and Construct approximately 1,600 LF of 36 inch force main to replace the existing force main and increase transport capacity to 34 mgd.

Service Impact:

Provide additional capacity for increasing growth demands with implementation of redevelopment planned for Innsbrook and for wet weather induced flows.

Operating Impacts:

There are no fiscal operating impacts associated with this project.

Project Milestones:

- Recommended by the Greeley & Hansen Water & Sewer Facility Plan - July 2007.
- Planning and design planned for FY2022-23.
- Construction is planned for FY2025-26.

Project Location:



Project Cost Breakdown/Operating Budget Impacts

	Prior Years	FY23	FY24	FY25	FY26	FY27	Total FY23-27
Project Breakdown							
Planning & Design	\$-	\$1,000,000	\$-	\$-	\$-	\$-	\$1,000,000
Land	-	-	-	-	-	-	-
Offsite Improvements/Utilities	-	-	-	-	-	-	-
Construction	-	-	-	-	5,000,000	-	5,000,000
Other	-	-	-	-	-	-	-
FFE	-	-	-	-	-	-	-
Total	\$-	\$1,000,000	\$-	\$-	\$5,000,000	\$-	\$6,000,000
Operating Budget Impacts							
Personnel (incremental)	\$-	\$-	\$-	\$-	\$-	\$-	
Operating (incremental)	-	-	-	-	-	-	
Total Operating Impact	\$-	\$-	\$-	\$-	\$-	\$-	

Gillies Creek SPS Flow Equalization Basin – 07029

Department Public Utilities	Funding Source Enterprise Fund	Project Location Jennie Sher Rd
Magisterial District Varina	Project Classification Non-recurring	Project Type Sewer

Project Description:

Design and construct additional 4 MG of storage volume for sewer flow equalization during wet weather.

Service Impact:

Provide additional flow equalization storage for wet weather induced flows.

Operating Impacts:

There are no fiscal operating impacts associated with this project.

Project Milestones:

- Recommended by the Greeley & Hansen Water & Sewer Facility Plan - July 2007.
- Design and Construction are both planned for FY2025-26.

Project Location:



Project Cost Breakdown/Operating Budget Impacts

	Prior Years	FY23	FY24	FY25	FY26	FY27	Total FY23-27
Project Breakdown							
Planning & Design	\$-	\$-	\$-	\$-	\$1,500,000	\$-	\$1,500,000
Land	-	-	-	-	-	-	-
Offsite Improvements/Utilities	-	-	-	-	-	-	-
Construction	-	-	-	-	4,500,000	-	4,500,000
Other	-	-	-	-	-	-	-
FFE	-	-	-	-	-	-	-
Total	\$-	\$-	\$-	\$-	\$6,000,000	\$-	\$6,000,000
Operating Budget Impacts							
Personnel (incremental)	\$-	\$-	\$-	\$-	\$-	\$-	
Operating (incremental)	-	-	-	-	-	-	
Total Operating Impact	\$-	\$-	\$-	\$-	\$-	\$-	

Almond Creek Trunk Sewer Line – 06155

Department Public Utilities	Funding Source Enterprise Fund	Project Location Along Almond Creek near Bickerstaff and Old Osborne Rd.
Magisterial District Varina	Project Classification Non-recurring	Project Type Sewer

Project Description:

Design and construct 5,000 LF of 24" gravity trunk sewer to Almond Creek SPS.

Service Impact:

Provide additional capacity for wet weather induced flows.

Operating Impacts:

There are no fiscal operating impacts associated with this project.

Project Milestones:

- Recommended by the Greeley & Hansen Water & Sewer Facility Plan - July 2007.

Project Location:



Project Cost Breakdown/Operating Budget Impacts

	Prior Years	FY23	FY24	FY25	FY26	FY27	Beyond 2027	Total FY23-32
Project Breakdown								
Planning & Design	\$-	\$-	\$-	\$-	\$-	\$500,000	-	\$500,000
Land	-	-	-	-	-	-	-	-
Offsite Improvements/Utilities	-	-	-	-	-	-	-	-
Construction	-	-	-	-	-	-	3,000,000	3,000,000
Other	-	-	-	-	-	-	-	-
FFE	-	-	-	-	-	-	-	-
Total	\$-	\$-	\$-	\$-	\$-	\$500,000	\$3,000,000	\$3,500,000
Operating Budget Impacts								
Personnel (incremental)	\$-	\$-	\$-	\$-	\$-	\$-	-	-
Operating (incremental)	-	-	-	-	-	-	-	-
Total Operating Impact	\$-	\$-	\$-	\$-	\$-	\$-	-	-

Water Connections – 00771

Department Public Utilities	Funding Source Enterprise Fund	Project Location Countywide
Magisterial District Countywide	Project Classification Water	Project Type Recurring

Project Description:

Design and construct water service connections to serve customers from existing water system.

Service Impact:

Installation of water service connections for owner occupied homes is a service to provide water to new customers to address the demands of growth and development of the County.

Operating Impacts:

There are no fiscal operating impacts associated with this project.

Project Milestones:

- FY22 funding for this project was \$150,000.
- Current project balance as of 11/3/21 is \$193,750.

Project Cost Breakdown/Operating Budget Impacts

	Prior Year	FY23	FY24	FY25	FY26	FY27	Total FY23-27
Project Breakdown							
Planning & Design	\$-	\$-	\$-	\$-	\$-	\$-	\$-
Land	-	-	-	-	-	-	-
Offsite Improvements/Utilities	-	-	-	-	-	-	-
Construction	-	200,000	200,000	200,000	200,000	200,000	1,000,000
Other	-	-	-	-	-	-	-
FFE	-	-	-	-	-	-	-
Total	\$-	\$200,000	\$200,000	\$200,000	\$200,000	\$200,000	\$1,000,000
Operating Budget Impacts							
Personnel (incremental)	\$-	\$-	\$-	\$-	\$-	\$-	\$-
Operating (incremental)	-	-	-	-	-	-	-
Total Operating Impact	\$-	\$-	\$-	\$-	\$-	\$-	\$-

Water Line Extension – 00770

Department Public Utilities	Funding Source Enterprise Fund	Project Location Countywide
Magisterial District Countywide	Project Classification Water	Project Type Recurring

Project Description:

Design and construct water main extensions from the existing system to serve owner-occupied single-family residences.

Service Impact:

The installation of water main extensions for owner occupied homes is a service provided to provide water services to new customers and address the demands of growth and development of the County.

Operating Impacts:

There are no fiscal operating impacts associated with this project.

Project Milestones:

- FY22 funding for this project was \$300,000.
- Current balance for this project as of 11/3/21 is \$1.5M.

Project Cost Breakdown/Operating Budget Impacts

	Prior Year	FY23	FY24	FY25	FY26	FY27	Total FY23-27
Project Breakdown							
Planning & Design	\$-	\$-	\$-	\$-	\$-	\$-	\$-
Land	-	-	-	-	-	-	-
Offsite Improvements/Utilities	-	-	-	-	-	-	-
Construction	-	300,000	300,000	300,000	300,000	300,000	1,500,000
Other	-	-	-	-	-	-	-
FFE	-	-	-	-	-	-	-
Total	\$-	\$300,000	\$300,000	\$300,000	\$300,000	\$300,000	\$1,500,000
Operating Budget Impacts							
Personnel (incremental)	\$-	\$-	\$-	\$-	\$-	\$-	
Operating (incremental)	-	-	-	-	-	-	
Total Operating Impact	\$-	\$-	\$-	\$-	\$-	\$-	

Water Line Rehabilitation – 00768

Department Public Utilities	Funding Source Enterprise Fund	Project Location Countywide
Magisterial District Countywide	Project Classification Water	Project Type Recurring

Project Description:

Design and construct replacement of deteriorated water mains. Existing mains and services are replaced as needed to upgrade the system.

Service Impact:

This project is part of the department’s water rehabilitation program that is necessary to maintain and improve the delivery of water service to customers.

Operating Impacts:

There are no fiscal operating impacts associated with this project.

Project Milestones:

- FY22 funding for this project was \$2M.
- Current project balance is \$9.6M.

Project Cost Breakdown/Operating Budget Impacts

	Prior Year	FY23	FY24	FY25	FY26	FY27	Total FY23-27
Project Breakdown							
Planning & Design	\$-	\$800,000	\$800,000	\$800,000	\$800,000	\$800,000	\$4,000,000
Land	-	-	-	-	-	-	-
Offsite Improvements/Utilities	-	-	-	-	-	-	-
Construction	-	3,200,000	3,200,000	3,200,000	3,200,000	3,200,000	16,000,000
Other	-	-	-	-	-	-	-
FFE	-	-	-	-	-	-	-
Total	\$-	\$4,000,000	\$4,000,000	\$4,000,000	\$4,000,000	\$4,000,000	\$20,000,000
Operating Budget Impacts							
Personnel (incremental)	\$-	\$-	\$-	\$-	\$-	\$-	
Operating (incremental)	-	-	-	-	-	-	
Total Operating Impact	\$-	\$-	\$-	\$-	\$-	\$-	

Water Pumping Station Improvements – 00769

Department Public Utilities	Funding Source Enterprise Fund	Project Location Countywide
Magisterial District Countywide	Project Classification Water	Project Type Recurring

Project Description:

Design and construct improvements and major repairs at existing water pumping stations.

Service Impact:

The needs for upgrades and repairs to pumping stations are determined from on-going maintenance programs and the master utility plan in order to continue and improve the delivery of existing services.

Operating Impacts:

There are no fiscal operating impacts associated with this project.

Project Milestones:

- FY22 funding for this project was \$500,000
- Current project balance is \$3.8M

Project Cost Breakdown/Operating Budget Impacts

	Prior Year	FY23	FY24	FY25	FY26	FY27	Total FY23-27
Project Breakdown							
Planning & Design	\$-	\$100,000	\$200,000	\$200,000	\$200,000	\$200,000	\$900,000
Land	-	-	-	-	-	-	-
Offsite Improvements/Utilities	-	-	-	-	-	-	-
Construction	-	400,000	800,000	800,000	800,000	800,000	3,600,000
Other	-	-	-	-	-	-	-
FFE	-	-	-	-	-	-	-
Total	\$-	\$500,000	\$1,000,000	\$1,000,000	\$1,000,000	\$1,000,000	\$4,500,000
Operating Budget Impacts							
Personnel (incremental)	\$-	\$-	\$-	\$-	\$-	\$-	
Operating (incremental)	-	-	-	-	-	-	
Total Operating Impact	\$-	\$-	\$-	\$-	\$-	\$-	

Water Relocations, Adjustments, and Crossings – 00767

Department Public Utilities	Funding Source Enterprise Fund	Project Location Countywide
Magisterial District Countywide	Project Classification Water	Project Type Recurring

Project Description:

Design and construction water relocations, adjustments, and crossings that are part of County and state road projects and County drainage projects.

Service Impact:

This project seeks to improve the delivery of existing services by providing necessary water main adjustments or relocations based on various Public Works and Virginia Department of Transportation projects.

Operating Impacts:

There are no fiscal operating impacts with this project.

Project Milestones:

- FY22 Funding for this project was \$200,000.
- Current project balance is \$1.0M.

Project Cost Breakdown/Operating Budget Impacts

	Prior Year	FY23	FY24	FY25	FY26	FY27	Total FY23-27
Project Breakdown							
Planning & Design	\$-	\$-	\$-	\$-	\$-	\$-	\$-
Land	-	-	-	-	-	-	-
Offsite Improvements/Utilities	-	-	-	-	-	-	-
Construction	-	200,000	200,000	200,000	200,000	200,000	1,000,000
Other	-	-	-	-	-	-	-
FFE	-	-	-	-	-	-	-
Total	\$-	\$200,000	\$200,000	\$200,000	\$200,000	\$200,000	\$1,000,000
Operating Budget Impacts							
Personnel (incremental)	\$-	\$-	\$-	\$-	\$-	\$-	
Operating (incremental)	-	-	-	-	-	-	
Total Operating Impact	\$-	\$-	\$-	\$-	\$-	\$-	

Water Meters – 00780

Department Public Utilities	Funding Source Enterprise Fund	Project Location Countywide
Magisterial District Countywide	Project Classification Water	Project Type Recurring

Project Description:

Install water meters on new water service connections to measure the amount of water being delivered to customers.

Service Impact:

New water meter installations are necessary to improve the delivery of existing services as water meters are required on all service connection in order for usage to be read and quantities used determine to ensure accurate customer billing.

Operating Impacts:

There are no fiscal operating costs associated with this project.

Project Milestones:

- FY22 funding for this project was \$1.3M.
- Current project balance is \$1.0M.

Project Cost Breakdown/Operating Budget Impacts

	Prior Year	FY23	FY24	FY25	FY26	FY27	Total FY23-27
Project Breakdown							
Planning & Design	\$-	\$-	\$-	\$-	\$-	\$-	\$-
Land	-	-	-	-	-	-	-
Offsite Improvements/Utilities	-	-	-	-	-	-	-
Construction	-	1,300,000	1,300,000	1,300,000	1,300,000	1,300,000	6,500,000
Other	-	-	-	-	-	-	-
FFE	-	-	-	-	-	-	-
Total	\$-	\$1,300,000	\$1,300,000	\$1,300,000	\$1,300,000	\$1,300,000	\$6,500,000
Operating Budget Impacts							
Personnel (incremental)	\$-	\$-	\$-	\$-	\$-	\$-	\$-
Operating (incremental)	-	-	-	-	-	-	-
Total Operating Impact	\$-	\$-	\$-	\$-	\$-	\$-	\$-

Water Treatment Facility Improvements – 08171

Department Public Utilities	Funding Source Enterprise Fund	Project Location 10111 Three Chopt Rd
Magisterial District Three Chopt	Project Classification Water	Project Type Recurring

Project Description:

Design and construct improvements and major repairs and replacements at the Water Treatment Facility necessary to upgrade and maintain the facility.

Service Impact:

The need for upgrades and repairs to the Water Treatment Facility is determined from on-going operations and maintenance programs, from the master utility plan and facility assessments.

Operating Impacts:

There are no fiscal operating impacts associated with this project.

Project Milestones:

- FY22 funding for this project was \$1.5M
- Current project balance as of 11/3/21 is \$3.0M

Project Location:



Project Cost Breakdown/Operating Budget Impacts

	Prior Year	FY23	FY24	FY25	FY26	FY27	Total FY23-27
Project Breakdown							
Planning & Design	\$-	\$700,000	\$150,000	\$150,000	\$150,000	\$150,000	\$1,300,000
Land	-	-	-	-	-	-	-
Offsite Improvements/Utilities	-	-	-	-	-	-	-
Construction	-	3,000,000	600,000	600,000	600,000	600,000	5,400,000
Other	-	-	-	-	-	-	-
FFE	-	-	-	-	-	-	-
Total	\$-	\$3,700,000	\$750,000	\$750,000	\$750,000	\$750,000	\$6,700,000
Operating Budget Impacts							
Personnel (incremental)	\$-	\$-	\$-	\$-	\$-	\$-	
Operating (incremental)	-	-	-	-	-	-	
Total Operating Impact	\$-	\$-	\$-	\$-	\$-	\$-	

Information Technology Projects – 00811

Department Public Utilities	Funding Source Enterprise Fund	Project Location Countywide
Magisterial District Countywide	Project Classification Technology Improvements	Project Type Recurring

Project Description:

Develop and implement current technology to improve utility services. Study, design, and purchase of technology equipment and software that support a public utility, including customer information, maintenance management, electronic utility mapping, and industrial pretreatment programs.

Service Impact:

This project will implement various technology projects to support the effective management and operating of the utility system.

Operating Impacts:

There are no associated operating costs with this project.

Project Milestones:

- \$3M was added to this project with bond proceeds in FY21
- Current project balance is \$10.5M

Project Cost Breakdown/Operating Budget Impacts

	Prior Year	FY23	FY24	FY25	FY26	FY27	Total FY23-27
Project Breakdown							
Planning & Design	\$-	\$-	\$-	\$-	\$-	\$-	\$-
Land	-	-	-	-	-	-	-
Offsite Improvements/Utilities	-	-	-	-	-	-	-
Construction	-	5,000,000	-	-	-	-	5,000,000
Other	-	-	-	-	-	-	-
FFE	-	-	-	-	-	-	-
Total	\$-	\$5,000,000	\$-	\$-	\$-	\$-	\$5,000,000
Operating Budget Impacts							
Personnel (incremental)	\$-	\$-	\$-	\$-	\$-	\$-	
Operating (incremental)	-	-	-	-	-	-	
Total Operating Impact	\$-	\$-	\$-	\$-	\$-	\$-	

Ridge Water Pressure Zone – 06615

Department Public Utilities	Funding Source Enterprise Fund	Project Location Area around Ridge WPS near Parham Rd and Patterson Ave
Magisterial District Tuckahoe	Project Classification Water	Project Type Non-Recurring

Project Description:

Provide improvements to create a new high-pressure service zone. Phase I will be construction of a new 3MG ground storage water tank to replace the existing tanks in FY2024-25. Phase II will require installing approximately 3,000 feet of 12” water main in Ridge Rd from Henrico Avenue to Westham Woods Dr, 200 feet of 12” water main at Parham Rd and Patterson Ave, and six PRVs at various locations with construction planned for FY2028-29.

Service Impact:

This project ensures continuation of and improves delivery of existing services.

Operating Impacts:

There are no fiscal operating impacts associated with this project.

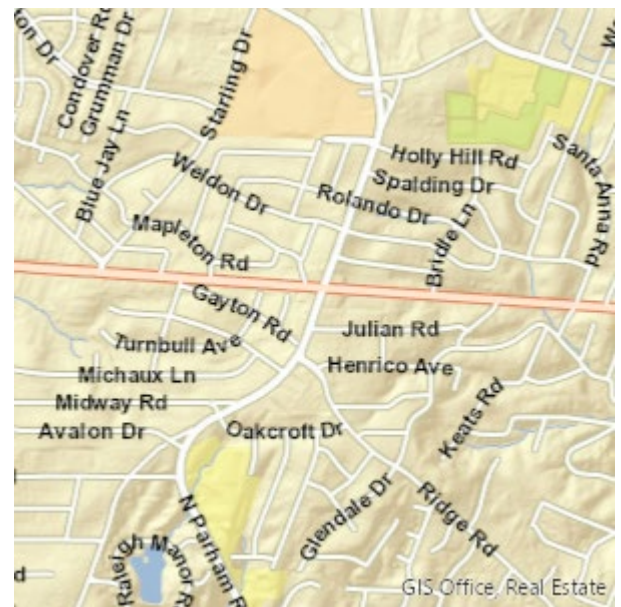
Project Milestones:

- The 2007 Water and Sewer Facility Plan identified the need to increase water pressure to the DPU service level of 45 psi at the meter.

Project Milestones (cont):

- Phase I will take place in FY23
- Phase II will begin in FY29

Project Location:



Project Cost Breakdown/Operating Budget Impacts

	Prior Years	FY23	FY24	FY25	FY26	FY27	Beyond 2027	Total FY23-32
Project Breakdown								
Planning & Design	\$-	\$-	\$-	\$-	\$-	\$-	\$-	-
Land	-	-	-	-	-	-	-	-
Offsite Improvements/Utilities	-	-	-	-	-	-	-	-
Construction	-	2,800,000	-	-	-	-	2,300,000	2,800,000
Other	-	-	-	-	-	-	-	-
FFE	-	-	-	-	-	-	-	-
Total	\$-	\$2,800,000	\$-	\$-	\$-	\$-	\$2,300,000	\$5,100,000
Operating Budget Impacts								
Personnel (incremental)	\$-	\$-	\$-	\$-	\$-	\$-	\$-	-
Operating (incremental)	-	-	-	-	-	-	-	-
Total Operating Impact	\$-	\$-	\$-	\$-	\$-	\$-	\$-	-

Sadler Road 12" Water Line – 06118

Department Public Utilities	Funding Source Enterprise Fund	Project Location Sadler Rd from Old Sadler Rd to Sadler Grove Dr
Magisterial District Three Chopt	Project Classification Water	Project Type Non-recurring

Project Description:

Design and construct approximately 7,700 feet of 12" water main with the widening of Sadler Rd

Service Impact:

Water mains are extended with construction of new roads in accordance with the utility master plan in order to address the demands of growth and development of the County.

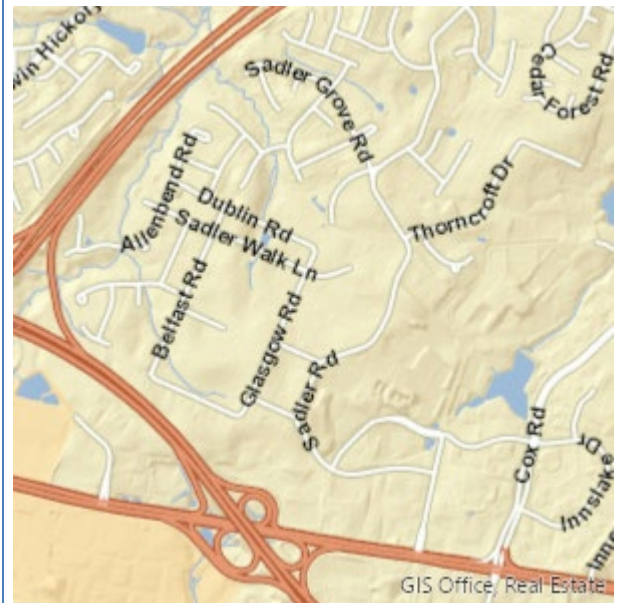
Operating Impacts:

There are no fiscal operating impacts associated with this project.

Project Milestones:

- Project will be timed with DPW construction schedule to minimize future impacts on the roadway.

Project Location:



Project Cost Breakdown/Operating Budget Impacts

	Prior Years	FY23	FY24	FY25	FY26	FY27	Total FY23-27
Project Breakdown							
Planning & Design	\$-	\$-	\$-	\$-	\$-	\$-	\$-
Land	-	-	-	-	-	-	-
Offsite Improvements/Utilities	-	-	-	-	-	-	-
Construction	-	-	1,500,000	-	-	-	1,500,000
Other	-	-	-	-	-	-	-
FFE	-	-	-	-	-	-	-
Total	\$-	\$-	\$1,500,000	\$-	\$-	\$-	\$1,500,000
Operating Budget Impacts							
Personnel (incremental)	\$-	\$-	\$-	\$-	\$-	\$-	
Operating (incremental)	-	-	-	-	-	-	
Total Operating Impact	\$-	\$-	\$-	\$-	\$-	\$-	

Richmond Henrico Water Main – 00020

Department Public Utilities	Funding Source Enterprise Fund	Project Location Along Richmond Henrico Turnpike from Laburnum Ave to Azalea Ave
Magisterial District Fairfield	Project Classification Water	Project Type Non-recurring

Project Description:

Construct a 16" water main in Richmond Henrico Turnpike from Laburnum Avenue to Azalea Avenue.

Service Impact:

This project is being coordinated with DPW road improvements to continue and improve delivery of existing services.

Operating Impacts:

There are no fiscal operating impacts associated with this project.

Project Milestones:

- Construction is scheduled for FY24 in conjunction with a DPW road project

Project Location:



Project Cost Breakdown/Operating Budget Impacts

	Prior Years	FY23	FY24	FY25	FY26	FY27	Total FY23-27
Project Breakdown							
Planning & Design	\$-	\$-	\$-	\$-	\$-	\$-	\$-
Land	-	-	-	-	-	-	-
Offsite Improvements/Utilities	-	-	-	-	-	-	-
Construction	-	-	1,000,000	-	-	-	1,000,000
Other	-	-	-	-	-	-	-
FFE	-	-	-	-	-	-	-
Total	\$-	\$-	\$1,000,000	\$-	\$-	\$-	\$1,000,000
Operating Budget Impacts							
Personnel (incremental)	\$-	\$-	\$-	\$-	\$-	\$-	\$-
Operating (incremental)	-	-	-	-	-	-	-
Total Operating Impact	\$-	\$-	\$-	\$-	\$-	\$-	\$-

Three Chopt Road Water Main Improvements

Department Public Utilities	Funding Source Enterprise Fund	Project Location Three Chopt Rd from Gaskins Rd to John Rolfe Pkwy
Magisterial District Three Chopt	Project Classification Water	Project Type Non-recurring

Project Description:

Install a water main on Three Chopt Rd.

Service Impact:

This project is being coordinated with a DPW road project and will address the demands of growth and development of the County.

Operating Impacts:

There are no fiscal operating impacts associated with this project.

Project Milestones:

- Construction for this project is planned for FY24

Project Location:



Project Cost Breakdown/Operating Budget Impacts

	Prior Years	FY23	FY24	FY25	FY26	FY27	Total FY23-27
Project Breakdown							
Planning & Design	\$-	\$-	\$-	\$-	\$-	\$-	\$-
Land	-	-	-	-	-	-	-
Offsite Improvements/Utilities	-	-	-	-	-	-	-
Construction	-	-	1,700,000	-	-	-	1,700,000
Other	-	-	-	-	-	-	-
FFE	-	-	-	-	-	-	-
Total	\$-	\$-	\$1,700,000	\$-	\$-	\$-	\$1,700,000
Operating Budget Impacts							
Personnel (incremental)	\$-	\$-	\$-	\$-	\$-	\$-	
Operating (incremental)	-	-	-	-	-	-	
Total Operating Impact	\$-	\$-	\$-	\$-	\$-	\$-	

Laburnum Avenue Water Booster Station – 06119

Department Public Utilities	Funding Source Enterprise Fund	Project Location Laburnum Ave near the City Line
Magisterial District Fairfield	Project Classification Water	Project Type Non-recurring

Project Description:

Ensure adequate pressure and supply to water pressure zones in Eastern Henrico County. Provide a ten million gallon per day water pressure booster station on Laburnum Avenue near the Henrico County line at the City of Richmond Corporate Boundary.

Service Impact:

The water pressure booster station is needed to supply water to the combined Greater Hermitage and Laburnum/Azalea pressure zones. The need for this project was identified in the 2007 Water Sewer Facility Plan in order to address the demands of growth and development of the County.

Operating Impacts:

There are no associated fiscal operating costs with this project.

Project Milestones:

- Planning is slated to begin for this project in FY24 with construction in FY26.

Project Location:



Project Cost Breakdown/Operating Budget Impacts

	Prior Years	FY23	FY24	FY25	FY26	FY27	Total FY23-27
Project Breakdown							
Planning & Design	\$-	\$-	\$-	\$-	\$800,000	\$-	\$800,000
Land	-	-	-	-	-	-	-
Offsite Improvements/Utilities	-	-	-	-	-	-	-
Construction	-	-	-	-	-	2,500,000	2,500,000
Other	-	-	-	-	-	-	-
FFE	-	-	-	-	-	-	-
Total	\$-	\$-	\$-	\$-	\$800,000	\$2,500,000	\$3,300,000
Operating Budget Impacts							
Personnel (incremental)	\$-	\$-	\$-	\$-	\$-	\$-	
Operating (incremental)	-	-	-	-	-	-	
Total Operating Impact	\$-	\$-	\$-	\$-	\$-	\$-	

Portugee Road Water Pumping Station – 08555

Department Public Utilities	Funding Source Enterprise Fund	Project Location Portugee Rd near La France Rd
Magisterial District Varina	Project Classification Water	Project Type Non-recurring

Project Description:

Design and construct a 16 mgd water pumping station to increase the water system supply from 16.7 mgd to 25.5 mgd in the Eubank Pressure Zone in eastern Henrico.

Service Impact:

Additional capacity is needed to meet projected demands in eastern Henrico for projected growth especially in the White Oak Technology Park.

Operating Impacts:

There are no fiscal operating impacts associated with this project.

Project Milestones:

- This project was recommended in a 2016 East End Water Supply Evaluation as an amendment to the 2007 Water and Sewer Facility Plan

Project Milestones (cont):

- Design for this project is scheduled for FY26

Project Location:



Project Cost Breakdown/Operating Budget Impacts

	Prior Years	FY23	FY24	FY25	FY26	FY27	Beyond 2027	Total FY23-27
Project Breakdown								
Planning & Design	\$-	\$-	\$-	\$-	\$1,000,000	\$-	\$-	\$1,000,000
Land	-	-	-	-	-	-	-	-
Offsite Improvements/Utilities	-	-	-	-	-	-	-	-
Construction	-	-	-	-	-	-	4,500,000	-
Other	-	-	-	-	-	-	-	-
FFE	-	-	-	-	-	-	-	-
Total	\$-	\$-	\$-	\$-	\$1,000,000	\$-	\$4,500,000	\$1,000,000
Operating Budget Impacts								
Personnel (incremental)	\$-	\$-	\$-	\$-	\$-	\$-	\$-	
Operating (incremental)	-	-	-	-	-	-	-	
Total Operating Impact	\$-	\$-	\$-	\$-	\$-	\$-	\$-	

Old Williamsburg Water Pumping Station – 08556

Department Public Utilities	Funding Source Enterprise Fund	Project Location Old Williamsburg Rd and Memorial Dr
Magisterial District Varina	Project Classification Water	Project Type Non-recurring

Project Description:

Design and construct a 10 mgd water pumping station to increase the water system supply from 16.7 mgd to 25.5 mgd in the Eubank Pressure Zone in Eastern Henrico.

Service Impact:

Additional capacity is needed to meet projected demands in eastern Henrico for projected growth especially in the White Oak Technology Park.

Operating Impacts:

There are no fiscal operating impacts associated with this project.

Project Milestones:

- Recommended in a 2016 East End Water Supply Evaluation as an amendment to the 2007 Water and Sewer Facility Plan.
- Design is scheduled for FY26.

Project Location:



Project Cost Breakdown/Operating Budget Impacts

	Prior Years	FY23	FY24	FY25	FY26	FY27	Beyond 2027	Total FY23-32
Project Breakdown								
Planning & Design	\$-	\$-	\$-	\$-	\$750,000	\$-	\$-	\$750,000
Land	-	-	-	-	-	-	-	-
Offsite Improvements/Utilities	-	-	-	-	-	-	-	-
Construction	-	-	-	-	-	-	3,000,000	3,000,000
Other	-	-	-	-	-	-	-	-
FFE	-	-	-	-	-	-	-	-
Total	\$-	\$-	\$-	\$-	\$750,000	\$-	\$3,000,000	\$3,750,000
Operating Budget Impacts								
Personnel (incremental)	\$-	\$-	\$-	\$-	\$-	\$-	\$-	
Operating (incremental)	-	-	-	-	-	-	-	
Total Operating Impact	\$-	\$-	\$-	\$-	\$-	\$-	\$-	

APPENDIX "A"
CASH PROFFER

§15.1-2303.2. subsection B of the Code of Virginia requires that any locality eligible to accept any cash proffer payments, include in its capital improvement program, the amount of all proffered cash payments received during the most recent fiscal year for which a report has been filed to the Commission on Local Government.

The County of Henrico, Virginia received no cash proffers in FY21.



Appendix B
Capital Improvement Program
Fiscal Years 2021-22 through 2025-26
Projects by Department and Project Number Order

Project No.	Project Name	Dept. Priority No.	Page No.
Capital Projects Fund			
Education			
00518/00527	Mechanical and Roof Replacements	1	12
06672	Jackson Davis ES Replacement	5	16
06673	Longan ES Replacement	6	17
06743	Highland Springs ES Renovation	11	22
06899	Meals Tax	4	15
08773	Quiocasin MS Replacement	8	19
08912	Fairfield Area ES	10	21
09098	Technology Improvements	2	13
New	HCPS Central Office Annex - HVAC Replacement	3	14
New	Johnson ES Renovation	9	20
New	Environmental Center Living Building	7	18
Fire			
06177	Firehouse #6 Relocation and Construction	1	24
06366	Firehouse #1 Relocation and Construction	4	27
06519	Firehouse #4 Relocation and Construction	5	28
06529	Firehouse #11 Addition/Renovation	8	31
08992	Firehouse #17 Addition/Renovation	7	30
08993	Firehouse #16 Addition/Renovation	6	29
08994	Firehouse #15 Addition/Renovation	3	26
08995	Firehouse #14 Addition/Renovation	2	25
General Services			
00423	Pavement Rehabilitation	4	36
00425	Roof Replacement and Rehabilitation	2	34
00572	Mechanical Improvements	1	33
01198	Energy Management	6	38
01199	County Generator Program	9	41
06103	CAM East & Road Crew Building	10	42
06477	Small Project Improvements and Renovations	5	37
08767	County Buildings Restroom Refresh	8	40
08768	Juvenile Courts Parking Lot Expansion	3	35
New	Administration, Annex, and Courts Building Office Space Refr	7	39

Appendix B
Capital Improvement Program
Fiscal Years 2021-22 through 2025-26
Projects by Department and Project Number Order

Project No.	Project Name	Dept. Priority No.	Page No.
Capital Projects Fund (continued)			
Information Technology			
00429	Geographic Information System	3	46
06481	Information Technology Projects	2	45
09185	ERP Replacement	1	44
New	E-911 Center Phone System Replacement	4	47
Mental Health			
06662	Woodman Road Expansion Construction	1	49
Police			
08567	Police South Station	1	51
08750	Range Classroom	6	56
08873	Canine Facility	5	55
08874	Range Improvements	2	52
New	Standalone Communications Center	3	53
New	EVOT Training Center	4	54
Public Library			
07033	Twin Hickory Library Renew/Repurpose	2	59
07034	Tuckahoe Library Teen Relocation/Repurpose	1	58
Public Safety			
New	Animal Adoption Center	1	61
New	Public Safety Training Center	2	62
Public Works - Drainage			
00363	Minor Drainage Improvements	1	64
08932	Countywide Creeks and Streams	2	65
Asst	Designated Drainage Projects	4	67
New	Countywide Acquisitions	3	66
Public Works - Roadway			
06837	Countywide Pedestrian Improvements	1	69
Asst	Highway Interchanges Projects	2	70
Asst	Roadway Projects	3	70
Asst	Bike/Pedestrian Projects	4	70
Asst	Multimodal Projects	5	70
Public Works - Stormwater			
07046	Chesapeake Bay TMDL/MS4 Compliance	1	73

Appendix B
Capital Improvement Program
Fiscal Years 2021-22 through 2025-26
Projects by Department and Project Number Order

Project No.	Project Name	Dept. Priority No.	Page No.
Capital Projects Fund (continued)			
Recreation			
06194	Facility Rehabilitation	1	75
06246	Tuckahoe Creek Park	3	77
New	Three Chopt Area Park & Road Improvements	2	76
New	Facility Rehab - Vawter/Glen Lea Park	4	78
New	Facility Rehab - Echo Lake Park	5	79
New	Facility Rehab - Laural Park	6	80
New	Facility Rehab - Playgrounds	7	81
New	Facility Rehab - Turf/Infill Replacement	8	82
New	Deep Bottom Park	9	83
Sheriff			
New	Jail Security Projects	1	85
Woodman Rd Complex			
06213	Recreation & Parks Western Maintenance Facility	1	87
08599	Woodman Police and Fire Installation Shop (CAM)	2	88

Appendix B
Capital Improvement Program
Fiscal Years 2021-22 through 2025-26
Projects by Department and Project Number Order

Project No.	Project Name	Dept. Priority No.	Page No.
Enterprise Fund - Public Utilities			
Public Utilities - Sewer			
00725	Plan Review and Inspection	6	95
00732	Sewer Line Rehabilitation	3	92
00737	Sewer Reloc., Adjustments & Crossings	5	94
00743	Sewer Pump Station Improvements	4	93
00772	Sewer Line Extensions	2	91
00782	New Sewer Connections	1	90
01076	Sewer Sub-Basin Area Wide Sewer Rehan	8	97
06152	Gambles Mill SPS FEB Modification	10	99
06154	North Run Trunk Sewer	17	106
06155	Almond Creek Trunk Sewer Line	23	112
06158	Hungary Creek Trunk Sewer	18	107
06159	Almond Creek Force Main	14	103
06449	White Oak SPS Improvements	19	108
06450	White Oak SPS FM	11	100
06666	Horsepen Branch Trunk Sewer	15	104
06667	Tuckahoe Creek Trunk Sewer Rehab	16	105
06838	Allens and Rooty Branch Force Main Upgrade	13	102
07026	Rooty Branch SPS Replacement	20	109
07027	Deep Run Outfall	12	101
07028	Rooty Branch Force Main	21	110
07029	Gillies Creek SPS Flow Equalization Basin	22	111
08172	Water Reclamation Facility Improvements	7	96
09176	Westwood Improvements	9	98
Public Utilities - Water			
00020	Richmond Henrico Water Main	10	123
00767	Water Reloc., Adjustments & Crossings	6	117
00768	Water Line Rehabilitation	3	115
00769	Water Pumping Station Improvements	4	116
00770	Water Line Extensions	2	114
00771	New Water Connections	1	113
00780	Water Meters	5	118
00811	Information Technology Projects	8	120
06119	Laburnum Ave Water Booster Station	12	125
06615	Ridge Water Pressure Zone	11	121
06118	Sadler Road 12" Water Line	9	122
08171	Water Treatment Facility Improvements	7	119
08555	Portugee Road Water Pumping Station	14	126
08556	Old Williamsburg Water Pumping Station	15	127
New	Three Chopt Road Water Main Improvements	11	124