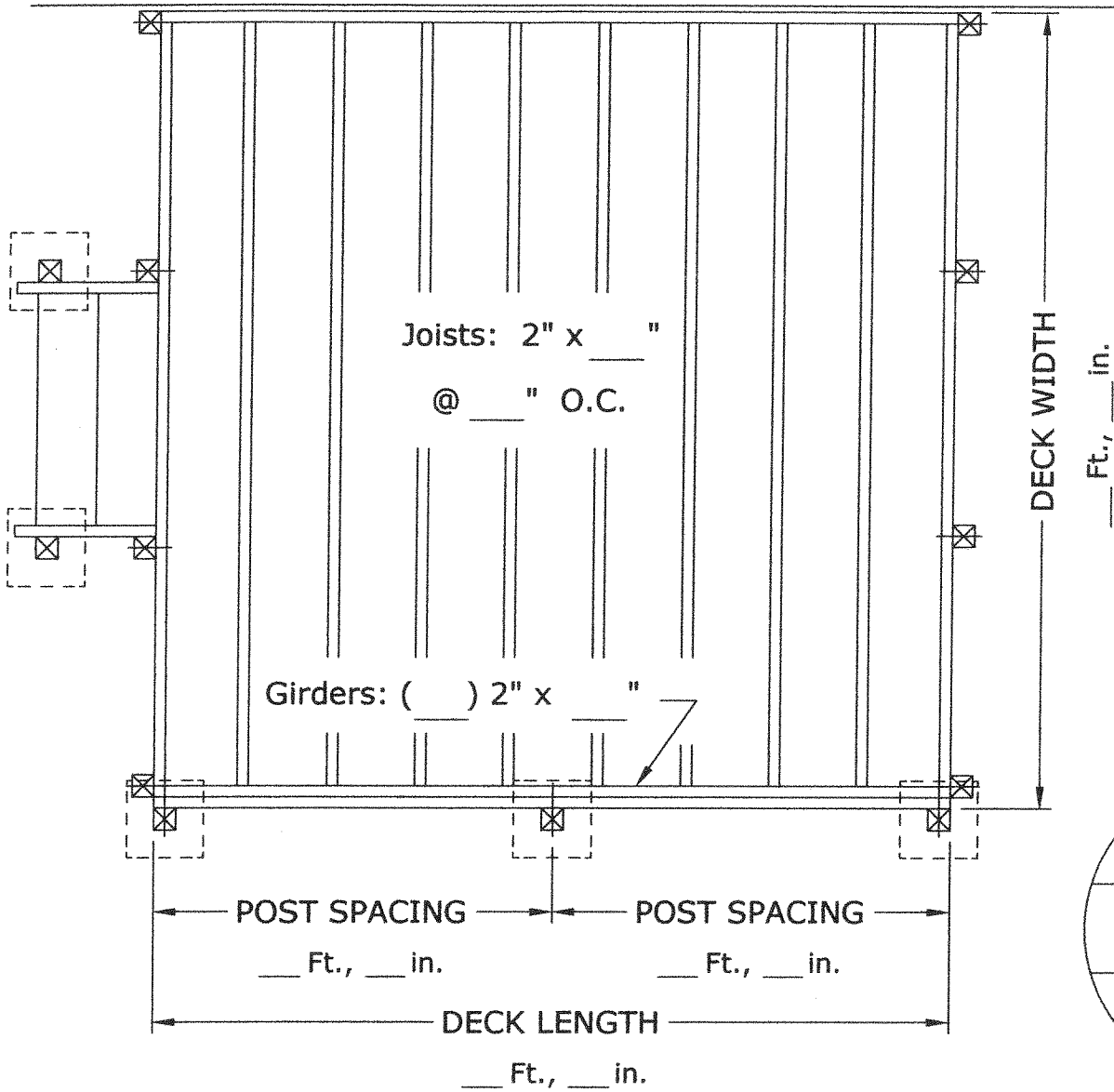




Sample Flush Deck Plan

Designate locations of window(s) and / or door(s) in house wall(s) adjacent to deck.
Glazing may be required to be safety glazing - See Safety Glazing Requirements.

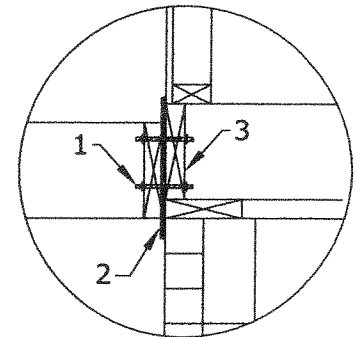
EXISTING HOUSE WALL



Carriage bolts
PROHIBITED
in deck
construction

Notes to Detail Below

1. Fasten deck to house band per table below
2. Flashing between house band and deck req'd
3. Pressure treated house band req'd



Deck Specifications

Post Size: ___ 4 x 4 or ___ 6 x 6

Footing: ___ 12" x 12" x 8" Solid Pier Block; or
___ " x ___ " x ___ " concrete

Footing Depth: ___ " in.

Decking: ___ 5/4 boards; ___ 2 x boards

Deck Height above Grade: ___ ft., ___ in.

Fastener Spacing of Deck to House

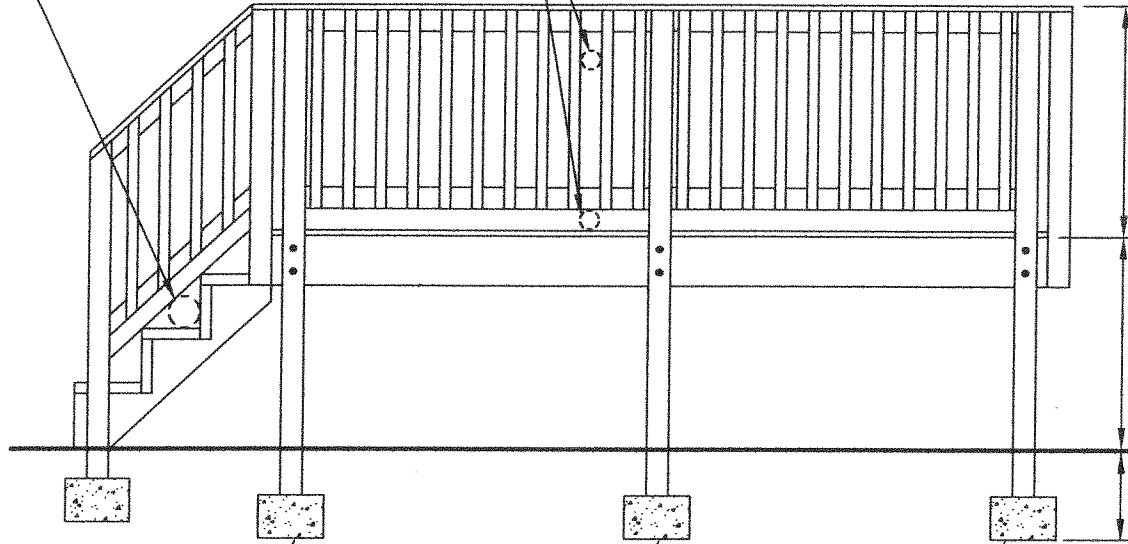
Joist Span	1/2" Galv. Lag Screw	1/2" Galv. Thru Bolt
6 ft. or less	30"	36"
6' 1" to 8'	23"	36"
8' 1" to 10'	18"	34"
10' 1" to 12'	15"	29"
12' 1" to 14'	13"	24"
14' 1" to 16'	11"	21"
16' 1" to 18'	10"	19"



Elevations For Flush Deck

Triangular openings in stair
guardrail shall not allow
passage of a 6" diameter
sphere.

Openings in guardrail shall
not allow passage of a 4"
diameter sphere.



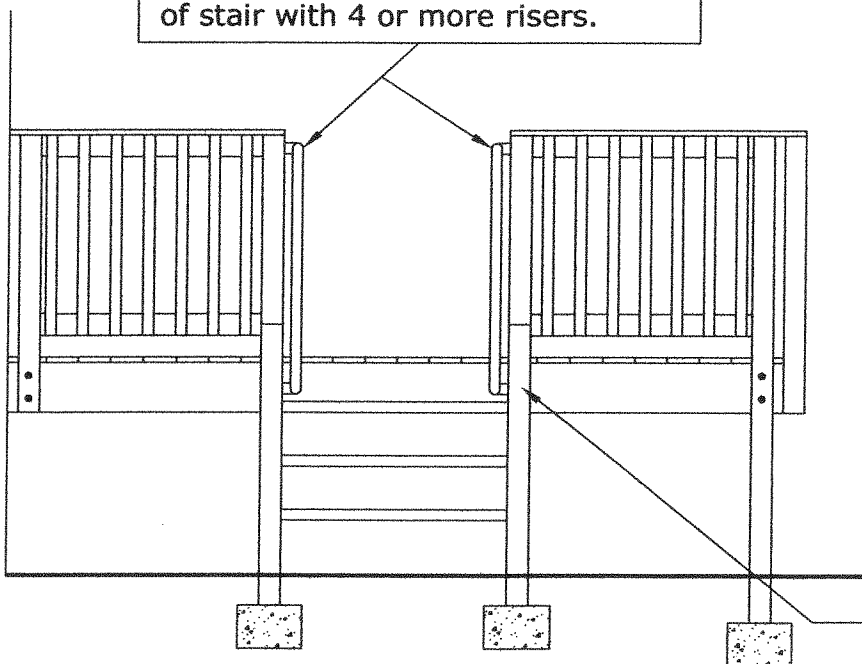
36" min. guardrail
height (guardrails
req'd for deck heights
30" or more above
grade)

Height Above Grade:
___ ft., ___ in.

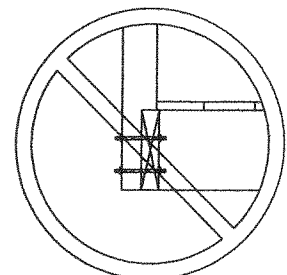
Footing Depth:
___ in.

Footing size (Typ): ___ " long x ___ " wide x ___ " thick

Handrails req'd on at least one side
of stair with 4 or more risers.



Sandwiching girder between
deck post is PROHIBITED



Notching of deck posts
is PROHIBITED

See Stair Attachment Details