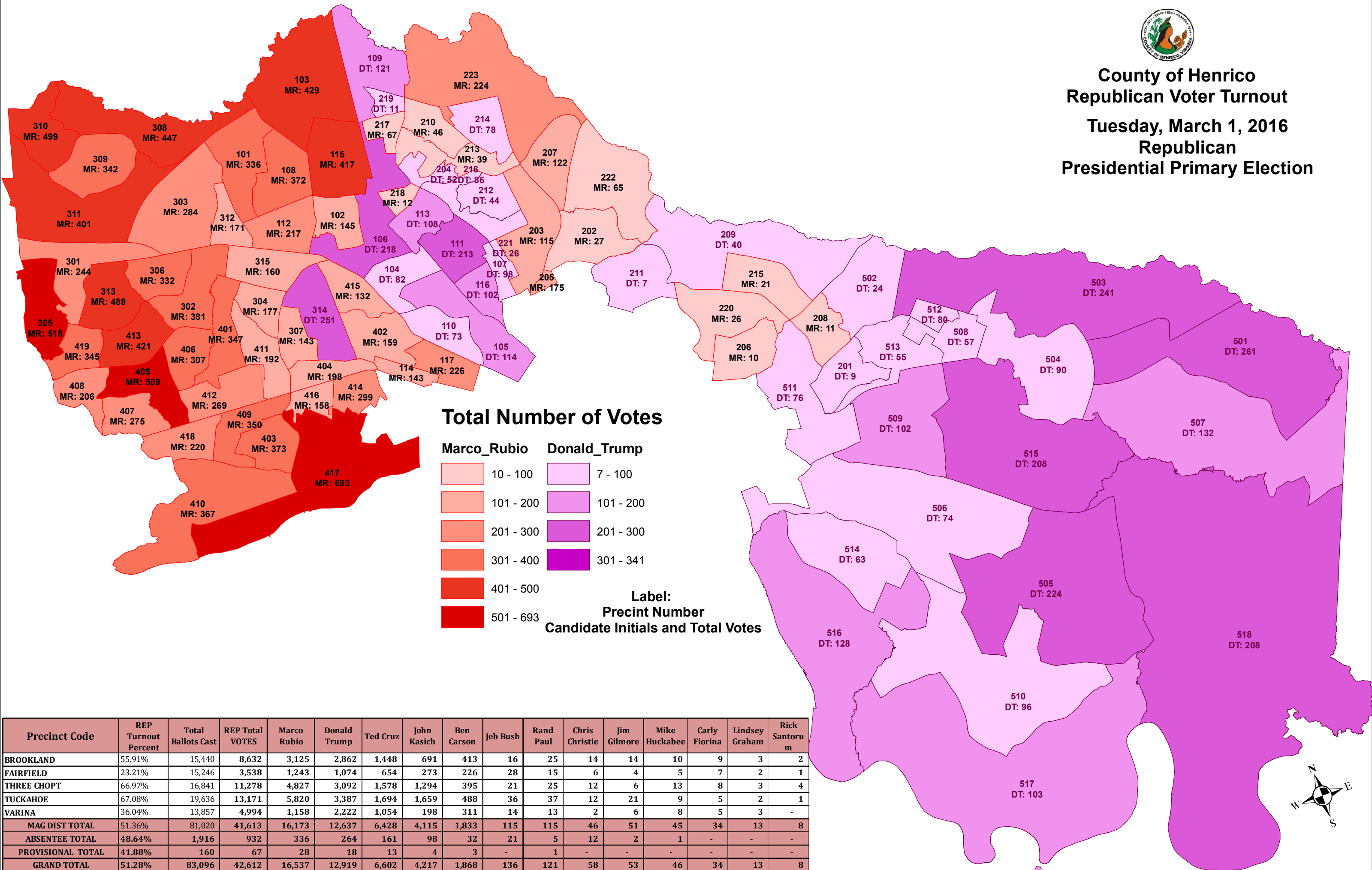
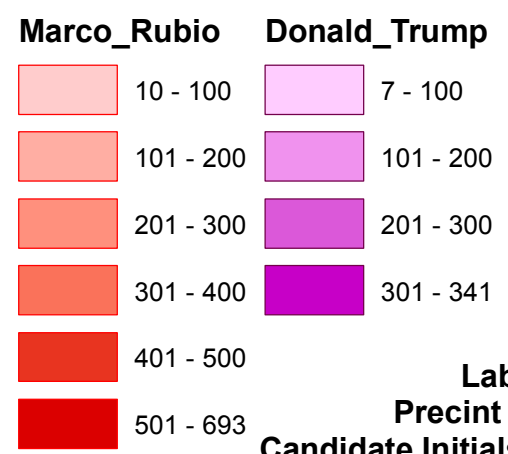





# County of Henrico Republican Voter Turnout Tuesday, March 1, 2016 Republican Presidential Primary Election



### Total Number of Votes



**Label:  
Precint Number  
Candidate Initials and Total Votes**



Precinct Code	REP Turnout Percent	Total Ballots Cast	REP Total VOTES	Marco Rubio	Donald Trump	Ted Cruz	John Kasich	Ben Carson	Jeb Bush	Rand Paul	Chris Christie	Jim Gilmore	Mike Huckabee	Carly Fiorina	Lindsey Graham	Rick Santorum
BROOKLAND	55.91%	15,440	8,632	3,125	2,862	1,448	691	413	16	25	14	14	10	9	3	2
FAIRFIELD	23.21%	15,246	3,538	1,243	1,074	654	273	226	28	15	6	4	5	7	2	1
THREE CHOPT	66.97%	16,841	11,278	4,827	3,092	1,578	1,294	395	21	25	12	6	13	8	3	4
TUCKAHOE	67.08%	19,636	13,171	5,820	3,387	1,694	1,659	488	36	37	12	21	9	5	2	1
VARINA	36.04%	13,857	4,994	1,158	2,222	1,054	198	311	14	13	2	6	8	5	3	-
<b>MAG DIST TOTAL</b>	<b>51.36%</b>	<b>81,020</b>	<b>41,613</b>	<b>16,173</b>	<b>12,637</b>	<b>6,428</b>	<b>4,115</b>	<b>1,833</b>	<b>115</b>	<b>115</b>	<b>46</b>	<b>51</b>	<b>45</b>	<b>34</b>	<b>13</b>	<b>8</b>
<b>ABSENTEE TOTAL</b>	<b>48.64%</b>	<b>1,916</b>	<b>932</b>	<b>336</b>	<b>264</b>	<b>161</b>	<b>98</b>	<b>32</b>	<b>21</b>	<b>5</b>	<b>12</b>	<b>2</b>	<b>1</b>	<b>-</b>	<b>-</b>	<b>-</b>
<b>PROVISIONAL TOTAL</b>	<b>41.88%</b>	<b>160</b>	<b>67</b>	<b>28</b>	<b>18</b>	<b>13</b>	<b>4</b>	<b>3</b>	<b>-</b>	<b>1</b>	<b>-</b>	<b>-</b>	<b>-</b>	<b>-</b>	<b>-</b>	<b>-</b>
<b>GRAND TOTAL</b>	<b>51.28%</b>	<b>83,096</b>	<b>42,612</b>	<b>16,537</b>	<b>12,919</b>	<b>6,602</b>	<b>4,217</b>	<b>1,868</b>	<b>136</b>	<b>121</b>	<b>58</b>	<b>53</b>	<b>46</b>	<b>34</b>	<b>13</b>	<b>8</b>