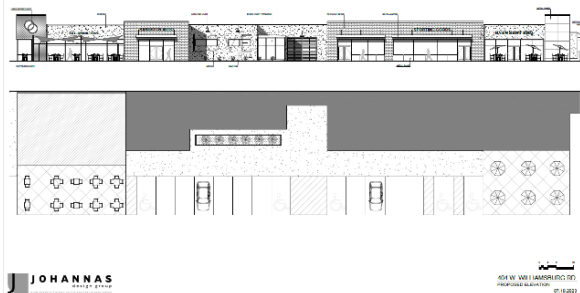


HENRICO COUNTY VIRGINIA



2022-2023

CONSOLIDATED ANNUAL PERFORMANCE & EVALUATION REPORT





HENRICO COUNTY, VA

CONSOLIDATED

ANNUAL

PERFORMANCE &

EVALUATION REPORT

2022-2023

DEPARTMENT OF COMMUNITY REVITALIZATION

DECEMBER 2023



Acknowledgements

The 2022-2023 Consolidated Annual Performance and Evaluation Report was prepared by the Henrico County Department of Community Revitalization, Division of Community Development.

County of Henrico Board of Supervisors:

Frank J. Thornton, Chair, Fairfield District

Tyrone E. Nelson, Vice Chair, Varina District

Daniel J. Schmitt, Brookland District

Patricia S. O'Bannon, Tuckahoe District

Thomas M. Branin, Three Chopt District

John A. Vithoulikas, County Manager

Henrico County Department of Community Revitalization, Division of Community Development:

Eric Leabough, Director of Community Revitalization

David Sacks, Community Development Manager

Geleene Goffena, AICP, CDBG Program Manager

Trinity Waldron, HOME Program Manager

Makeba Berry, Accountant

Claire Parkey, Enterprise Zone Program Manager

Thomas Mendoza, Community Development Intern

Addition assistance provided by the U.S. Department of Housing and Urban Development

Richmond Field Office, Office of Community Planning and Development

Ronnie J. Legette, Director

P. Anthony Brinkman, Ph.D., CPD Representative



Preface

The County of Henrico is a recipient of federal Community Block Grant (CDBG), HOME Investment Partnerships (HOME), and Emergency Solutions Grant (ESG) annual entitlement funds through the U.S. Department of Housing and Urban Development (HUD). A requirement of receiving these funds is to submit to HUD, within 90 days of the end of the program year, a report assessing progress in meeting the goals and objectives established in the Consolidated Plan and specific accomplishments and expenditures during the program year. The Henrico County program year is from October 1 to September 30.

The official submission of the Consolidated Annual Performance and Evaluation Report (CAPER) is provided to HUD through the online eCon Planning Suite in HUD's Integrated Disbursement and Information System (IDIS). Henrico County's CAPER submission will occur by December 29, 2023.

This document provides a printed version of information submitted to HUD through IDIS. This document is not the official submission, but rather a compilation of the online information submitted, using a data exporting function provided by IDIS. Once exported, that information was reformatted to provide a more user-friendly document and to make available key informational reports used by HUD in evaluating local government programs for the year. These reports are provided as attachments to this document. Beginning with the 2016-2017 CAPER, data for persons served with ESG funds is no longer provided in Section CR-65 but rather is developed through the Sage HMIS Reporting Repository. A report from that system is directly provided to HUD. A copy of the report generated by that system is provided as an attachment to this document.

Any questions about the CAPER can be directed to:

County of Henrico
Department of Community Revitalization
4905 Dickens Road, Suite 200
Henrico, VA 23230

By mail at:

P.O. Box 90775
Henrico, VA 23273-0775
(804) 501 – 4757

By email to:

Revitalization@henrico.us



Contents

CR-05 - Goals and Outcomes	1
CR-10 - Racial and Ethnic composition of families assisted	6
CR-15 - Resources and Investments 91.520(a)	7
CR-20 - Affordable Housing 91.520(b)	14
CR-25 - Homeless and Other Special Needs 91.220(d, e); 91.320(d, e); 91.520(c)	17
CR-30 - Public Housing 91.220(h); 91.320(j)	19
CR-35 - Other Actions 91.220(j)-(k); 91.320(i)-(j)	20
CR-40 - Monitoring 91.220 and 91.230	25
CR-45 - CDBG 91.520(c)	27
CR-50 - HOME 24 CFR 91.520(d)	28
CR-58 – Section 3	30
CR-60 - ESG 91.520(g) (ESG Recipients only)	31
CR-65 - Persons Assisted	34
CR-70 – ESG 91.520(g) - Assistance Provided and Outcomes	37
CR-75 – Expenditures	38
Attachments	41



CR-05 - Goals and Outcomes

Progress the jurisdiction has made in carrying out its strategic plan and its action plan.

91.520(a)

This could be an overview that includes major initiatives and highlights that were proposed and executed throughout the program year.

Major accomplishments of Henrico County, Virginia, for Program year 2022-23 include the following:

- Affordable housing was provided to 77 households through moderate home rehabilitation (14), minor home repairs (60), and down payment assistance (3).
- Homelessness prevention, case management, shelter, and street outreach were provided to 527 persons.
- Public services were provided to 129 persons.
- Economic development efforts assisted 6 businesses.

Comparison of the proposed versus actual outcomes for each outcome measure submitted with the consolidated plan and explain, if applicable, why progress was not made toward meeting goals and objectives. 91.520(g)

Categories, priority levels, funding sources and amounts, outcomes/objectives, goal outcome indicators, units of measure, targets, actual outcomes/outputs, and percentage completed for each of the grantee's program year goals.



Homeowner rehabilitation project using HOME and CDBG funds

Goal	Category	Source / Amount	Indicator	Unit of Measure	Expected – Strategic	Actual – Strategic	Percent Complete	Expected Program Year	Actual Program Year	Percent Complete
Assist Homeless Families in Obtaining Housing	Homeless	CDBG: \$0 ESG: \$0	Tenant-based rental assistance / Rapid Rehousing	Households Assisted	102	11	10.78 %			
Emergency Shelter and Supportive Services	Homeless	ESG: \$24,000	Public service activities other than Low/Moderate Income Housing Benefit	Persons Assisted	0	0		60	87	145%
Emergency Shelter and Supportive Services	Homeless	ESG: \$0	Public service activities for Low/Moderate Income Housing Benefit	Households Assisted	710	121	17.04%			
Emergency Shelter and Supportive Services	Homeless	ESG: \$64,129	Homeless Person Overnight Shelter	Persons Assisted	225	495	220.00%	100	81	81%
Improvements to Low/Mod Areas	Non-Housing Community Development	CDBG: \$0	Public Facility or Infrastructure Activities other than Low/ Mod Income Housing Benefit	Persons Assisted	2500	0	0.0%	2500	2605	104.2%
Increase Affordable Homeownership Opportunities	Affordable Housing	CDBG: \$0/ HOME: \$0/ ESG: \$0	Public service activities other than Low/Moderate Income Housing Benefit	Persons Assisted	0	0	0.0%	0	0	0.00%
Increase Affordable Homeownership Opportunities	Affordable Housing	CDBG: \$0/ HOME: \$0 / ESG: \$0	Homeowner Housing Added	Household Housing Unit	0	0	0.0%	0	0	0.00%



Goal	Category	Source / Amount	Indicator	Unit of Measure	Expected – Strategic	Actual – Strategic	Percent Complete	Expected – Program Year	Actual – Program Year	Percent Complete
Increase Affordable Homeownership Opportunities	Affordable Housing	HOME: \$281,000	Direct Financial Assistance to Homebuyers	Households Assisted	103	20	19.42 %	21	3	14.29%
Increase Job Opportunities for LMI Individuals	Economic Development Loan Program	CDBG: \$250,000	Jobs created/retained	Jobs	0	0		8	0	0.00%
Prevent Homelessness	Homeless	CDBG: \$ / ESG: \$	Public Facility or Infrastructure Activities other than Low/Mod Income Housing Benefit	Persons Assisted	0	12				
Prevent Homelessness	Homeless	CDBG: \$ / ESG: \$	Public service activities other than Low/Mod Income Housing Benefit	Persons Assisted	0	144		0	0	
Prevent Homelessness	Homeless	CDBG: \$ / ESG: \$	Tenant-based rental assistance / Rapid Rehousing	Households Assisted	125	0	0.00 %			
Prevent Homelessness	Homeless	CDBG: \$ / ESG: \$	Homeless Person Overnight Shelter	Persons Assisted	0	71		0	0	
Prevent Homelessness	Homeless	CDBG: \$ / ESG: \$	Overnight/Emergency Shelter/Transitional Housing Beds added	Beds	0	0				
Prevent Homelessness	Homeless	CDBG: \$30,000 / ESG: \$25,551	Homelessness Prevention	Persons Assisted	3250	439	13.51%	418	359	85.89%
Provide Public Services for Legal Aid Low/Mod Populations	Non-Housing Community Development (CONNECT)	CDBG: \$169,500	Public service activities other than Low/Moderate Income Housing Benefit	Persons Assisted	1045	1262	120.77%	787	791	100.51 %



Goal	Category	Source / Amount	Indicator	Unit of Measure	Expected – Strategic	Actual – Strategic	Percent Complete	Expected – Program Year	Actual – Program Year	Percent Complete
Rehabilitation of Existing Housing	Affordable Housing	CDBG: \$0 HOME: \$149,000	Homeowner Housing Added	House-hold Housing Unit	10	0	0.0%	2	0	0.00%
Rehabilitation of Existing Housing	Affordable Housing	CDBG: \$812,185 / HOME: \$632,533	Homeowner Housing Rehabilitated	Household Housing Unit	378	231	61.11 %	80	74	92.5%
Revitalize Older Commercial Corridors	Economic Development	CDBG: \$203,000	Jobs created/retained	Jobs	45	2	4.44 %	6	6	100.0%
Revitalize Older Commercial Corridors	Economic Development	CDBG: \$35,000	Businesses assisted	Businesses Assisted	0	6		1	5	45.5%
Support Housing for Special Needs Populations	Affordable Housing	CDBG: \$50,000	Rental units constructed	Household Housing Unit	0	0		53	0	0.00%
Support Housing for Special Needs Populations	Affordable Housing	CDBG: \$0	Rental units rehabilitated	Household Housing Unit	8	0	0.00 %			
Support Microenterprise Business Development	Non-Housing Community Development	CDBG: \$0	Businesses assisted	Businesses Assisted	25	31	124%	0	0	0
Support Non-Housing Needs for Special Populations	Non-Homeless Special Needs	CDBG: \$0	Public Facility or Infrastructure Activities other than Low/ Mod Income Housing Benefit	Persons Assisted	285	162	56.84 %			

Table 1 - Accomplishments – Program Year & Strategic Plan to Date

In this document, the numbers reflected in the Source/Amount column of Table 1 are reported using tracked and paid production, which may differ from the automatically generated numbers that appear in eCon Planning Suite, some of which may be due to aggregation.



Assess how the jurisdiction's use of funds, particularly CDBG, addresses the priorities and specific objectives identified in the plan, giving special attention to the highest priority activities identified.

The preservation and development of affordable housing, community economic development, mitigation and prevention of homelessness, and non-housing community development are the four high priority needs identified in the 2020 Consolidated Plan. These priorities were addressed in 2022-23 through the following programs:

Note: HOME expenditures represent expenses for 2022-23 activities and may differ from amounts drawn during the program year

- Homeowner Rehabilitation through project:HOMES. Fourteen homes were completed at a total cost of \$128,435.00 CDBG and \$628,263.90 HOME funds.
- Emergency and minor repairs to homes owned by low/moderate-income residents through project:HOMES and Richmond Metropolitan Habitat for Humanity. A total of 60 repairs were completed at a total cost of \$625,502.93 CDBG funds.
- Down payment and closing cost assistance through SCDHC to enable homeownership for low-income first-time homebuyers. Funding was provided and assistance was given to one homebuyer at a total cost of \$12,220.00 HOME funds. An additional \$2,500 of CDBG funds was expected for a prior year project.
- Down payment and closing cost assistance through HOME Inc. to enable homeownership for low-income first-time homebuyers. Funding was provided and assistance was given to two homebuyers at a total cost of \$29,510.00 HOME funds. An additional \$2,750 was expected for a prior year project.
- After-school substance abuse and prevention and life skills through the CONNECT Program for at-risk youth and their parents residing in 11 low-income communities. 129 students were served throughout the program year at a total cost of \$169,500 CDBG funds.
- The Henrico ESG program served 359 persons through homeless prevention services at a cost of \$45,206; and 168 persons (31 by Housing Families First; 49 by CARITAS; 87 by Commonwealth Catholic Charities) through case management, shelter services, and outreach at a cost of \$47,552 ESG funds. Costs represent 2022-23 ESG grant funds drawn during 2022-23 and the first few months of 2023-24.
- \$50,000 in CDBG funds were allocated to assist with the development of rental housing for low-income families for related improvements. (This allocation was supplemented with an additional \$250,000 in PY 2023-24) Construction has not yet begun on the project.
- \$250,000 in CDBG funds were allocated for the establishment of a revolving loan or grant program to assist small economically disadvantaged businesses.
- \$75,000 in CDBG funds were allocated to assist low-income homeowners with sewer connection assistance.

In addition to regular entitlement funds, Henrico County also received CDBG-CV funds in PY 2019 which served the following programs in 2022-23: OAR of Richmond (47 persons), LISC Small Business Resiliency Program (5 businesses), and HumanKind (1,712 persons). ESG-CV funds were also used during the program year. Specific accomplishments are as follows:

- 32 persons were served in the Hilliard House Emergency Shelter operated by Housing Families First.
- 491 (Henrico) persons were served in the Inclement Weather Shelter, representing more than 5,150 bed nights



CR-10 - Racial and Ethnic composition of families assisted

Describe the families assisted (including the racial and ethnic status of families assisted).

91.520(a)

	CDBG	HOME	ESG
White	18	4	19
Black or African American	195	23	61
Asian	3	0	0
American Indian or American Native	1	0	1
Native Hawaiian or Other Pacific Islander	0	0	0
Total	217	27	81
Hispanic	1	0	0
Not Hispanic	224	27	81

Table 2 – Table of assistance to racial and ethnic populations by source of funds

Narrative

The numbers in the CDBG column in Table 2 above reflect all CDBG programs in PY2022-23, this includes a total of 225 families assisted in addition to our 2 categories of Other Multiracial (7 families) and Black or African American & White (1 family assisted) which differ from the above listed numbers due to the exclusion of these two categories in IDIS.

The numbers in the CDBG column in Table 2 above reflect all CDBG programs in PY2022-23, including administration of the project:HOMES Moderate Rehabilitation Program. Additionally, the following persons were served during the program year with PY2019 CDBG-CV funded programs administered by OAR and HumanKind: White - 621, Black or African American - 1101, Asian - 9, Native Hawaiian or Other Pacific Islander - 5, Black or African American & White - 3, American Indian or Native & White - 3, Asian & White - 4, Other Multi-Racial - 13. A total of 54 of these individuals also identified as Hispanic.

The numbers in the ESG column in Table 2 above reflect only demographic data related to the following projects: CARITAS Shelter, and Housing Families First Hilliard House Shelter.

The numbers in the HOME column in Table 2 above reflect the total number of households served during PY 2022-23 through the following projects: project:HOMES Homeowner Rehabilitation, SCDHC Downpayment Assistance, and HOME Inc Downpayment Assistance. 11 homeowner rehabilitation projects were completed in FY2022-23. Three additional projects were completed at the beginning of PY 2023 using funds from 2022. Four of the eleven projects while completed and paid in PY 2022, the final draw did not occur until PY 2023, therefore expenditure of HOME funds for 2022 will not reflect the \$144,923.20 that was not drawn until 2023.

In PY2022-23, the majority of families/individuals assisted were non-white minorities. For CDBG, 92% of those assisted (non-housing and housing activities) were racial and ethnic minorities. For HOME, 85% of



those assisted were racial and ethnic minorities. For ESG, 93% of those assisted were racial and ethnic minorities. Overall, the County's population is 49.3% racial and ethnic minorities.

The demographic numbers in Table 2 may include some combination of both household and individual numbers, as different programs require different data-counting practices.

Two racial categories were included in IDIS reporting but not present on the table in the eCon Planning Suite. The first row was “Other Multi-Racial”, which accounted for 7 people for the CDBG column. The second row was “Black or African American and White” which accounted for 1 person for the CDBG column. The total for CDBG is 225 when these rows are included.

CR-15 - Resources and Investments 91.520(a)

Identify the resources made available

Source of Funds	Source	Resources Made Available	Amount Expended During Program Year
CDBG	public - federal	\$1,872,185	\$1,454,972.17
HOME	public - federal	\$1,264,218	\$678,356.09
ESG	public - federal	\$147,680	\$127,804.47

Table 3 - Resources Made Available

Narrative

Table 3- "Resources Made Available" reflects PY2022-23 allocations plus prior year funds brought forward and includes any amendments to the Annual Action Plan made during the Program Year.

"Amount Expended" for **CDBG** reflects draws that were all associated with expenditures that occurred during PY2022-23 plus any draws that occurred in the first month of PY2023-24 that were associated with the 2022 Program Year. This total does not include draws that occurred at the beginning of PY2022-23 and were associated with expenses from the prior (2021-22) program year. Sources and expended totals do not include CDBG-CV funds.

"Amount Expended" for **HOME** reflects draws that occurred during PY2022-23. These funds were primarily drawn for activities associated with the 2022-23 grant or earlier grants. Not reflected in the total in Table 3 are 2022 grant funds expended (drawn) in the first few months of PY 2023 which may have been associated with 2022 activities. The amount drawn is based on the LOCCS Send Date as reported on the PR-07 and/or the date of voucher submission. HOME Funds do not include HOME-ARP funds.

"Amount Expended" for **ESG** reflects draws that occurred during the program year. Of the total drawn, a total of \$54,310.73 was Grant Year 2021 funds drawn (mostly) in the beginning of the 2021 program year. Information for amounts expended was derived from PR-07 reports, *Drawdown Report by Voucher Number – Vouchers Submitted to LOCCS*. and/or the date of voucher submission.

\$51,713.70 of HOME Program Income (includes PI, HP, and IU funds) was received and a total of \$54,667.20 was expended (drawn) during the program year.



Sources and expended totals do not include ESG-CV funds. No additional ESG-CV or CDBG-CV funds were made available during the program year. During 2022-23, CDBG-CV expended (drawn) amounts totaled \$499,307.38 and ESG-CV drawn a totaled \$242,741.65.

Identify the geographic distribution and location of investments

Target Area	Planned Percentage of Allocation	Actual Percentage of Allocation	Narrative Description
County-wide	100	100	

Table 4 – Identify the geographic distribution and location of investments



Leveraging

Explain how federal funds leveraged additional resources (private, state and local funds), including a description of how matching requirements were satisfied, as well as how any publicly owned land or property located within the jurisdiction that were used to address the needs identified in the plan.

The use of federal CDBG and HOME funds by Henrico County leveraged over \$2.4 million in state, local, federal, and private funds. This leveraged amount includes the following: County contributions from the general fund budget to 22 agencies providing services, towards the development of a supportive housing project, and to a local land trust for affordable housing; ESG and HOME match as reported in this CAPER; CDBG leveraged amounts reported as “other funds” in IDIS; value of financial and material contributions for HOME-eligible projects through sub-recipient volunteer programs; and value of volunteer time for assistance with improvements to HOME-eligible households.

Non-Departmental Total for County FY 2022-23:	\$736,489.00
Contributions from Revitalization Fund (MWCLT)	\$25,077.00
County Contribution to the CCC Housing program	\$80,913.70
Value of Comm Maintenance Volunteer projects	\$780.00
Value of pH volunteer projects & donations	\$834,285.85
ESG Match	\$160,000.00
CDBG Leveraging (Connect Program)	\$467,465.00
CCP Program	\$19,689.00
SCDHC match	\$9,720.00
HOME Inc. Match	\$7,677.50
Total	\$2,442,097.05

Many of Henrico’s CDBG, HOME, and ESG subrecipients oversee regionally supported projects and receive funds from multiple jurisdictions, as well as additional state funding. In addition, several agencies operate their programs in publicly owned facilities or on publicly owned land.

During the 2022-2023 school year HCPS identified 1,151 students as eligible under McKinney-Vento. During FY 2022-2023, Henrico County Public Schools (HCPS) was in year three of a three-year grant. The grant – which ran through June of 2023 - was awarded by Project Hope of Virginia as part of the McKinney-Vento Homeless Education Act. The total award amount for the 2022-2023 fiscal year was \$119,182.79. Funding covered program staff and out-of-zone transportation support to get students to/from school.

As reported by the HUD Community Assessment Reporting Tool (CART), (<https://egis.hud.gov/cart/>), there are 2,250 housing units in Henrico County receiving project-based rental assistance. There are an additional 1,857 housing choice (tenant-based) vouchers used in the County. These vouchers are issued and managed by several different agencies, with the majority issued and managed by the Richmond Redevelopment and Housing Authority. Vouchers are also issued and managed by Richmond Residential Services for adults with intellectual disabilities through the HUD Veterans Affairs Supportive Housing (HUD-VASH) program, Henrico Area Mental Health & Developmental Services (HAMHDS) and the Central Virginia Resource Corporation (CVRC).



Henrico County owns the land and building used by Housing Families First as a homeless shelter and administrative offices for a rapid rehousing program. In addition to the funds leveraged by the Connect program, in-kind contributions of program space from four apartment communities are provided.

HOME matching requirements were provided through a variety of sources including volunteer program contributions, and VHDA or other matching grants. ESG matching requirements were provided by contributions from various funding sources received by each of the ESG subrecipients.

Fiscal Year Summary – HOME Match	
1. Excess match from prior Federal fiscal year	\$22,991,496.33
2. Match contributed during current Federal fiscal year	\$871,852.35
3. Total match available for current Federal fiscal year (Line 1 plus Line 2)	\$23,863,348.68
4. Match liability for current Federal fiscal year	\$152,681.75
5. Excess match carried over to next Federal fiscal year (Line 3 minus Line 4)	\$23,710,666.93

Table 5 – Fiscal Year Summary - HOME Match Report



Match Contribution for the Federal Fiscal Year								
Project No. or Other ID	Date of Contribution	Cash (non- Federal sources)	Foregone Taxes, Fees, Charges	Appraised Land/Real Property	Required Infrastructure	Construction Materials, Preparation Site	Bond Financing	Total Match
1	10/12/2022	\$3,193.75	\$-	\$-	\$-	\$-	\$-	\$3,193.75
2	5/26/2023	\$4,183.75	\$-	\$-	\$-	\$-	\$-	\$4,183.75
3	12/19/2022	\$9,720.00	\$-	\$-	\$-	\$-	\$-	\$9,720.00
4	9/30/2023	\$625,596.04	\$-	\$-	\$-	\$-	\$-	\$625,596.04
5	9/30/2023	\$131,305.00	\$-	\$-	\$-	\$-	\$-	\$131,305.00
6	9/30/2023	\$56,156.81	\$-	\$-	\$-	\$21,228.00	\$-	\$77,384.81
7	9/30/2023	\$-	\$-	\$-	\$-	\$780.00	\$-	\$780.00
8	9/30/2023	\$-	\$-	\$-	\$-	\$19,689.00	\$-	<u>\$19,689.00</u>

Table 6 – Match Contribution for the Federal Fiscal Year

HOME MBE/WBE report

Program Income – Enter the program amounts for the reporting period				
Balance on hand at beginning of reporting period \$	Amount received during reporting period \$	Total amount expended during reporting period \$	Amount expended for TBRA \$	Balance on hand at end of reporting period \$
\$9,169.20	\$45,498.00	\$54,667.20		\$6,215.70

Table 7 – Program Income

Table 7 – Program Income, the “Amount received during reporting period” and the “Total amount expended during reporting period” includes both PI funds and HP funds received and expended during the reporting period (program year) as reported on the PR-09 report.



Minority Business Enterprises and Women Business Enterprises – Indicate the number and dollar value of contracts for HOME projects completed during the reporting period						
	Total	Minority Business Enterprises				White Non-Hispanic
		Alaskan Native or American Indian	Asian or Pacific Islander	Black Non-Hispanic	Hispanic	
Contracts						
Number	0	0	0	0	0	0
Dollar Amount	0	0	0	0	0	0
Sub-Contracts						
Number	13	0	0	0	4	9
Dollar Amount	\$46,127	0	0	0	\$16,000	\$30,127
	Total	Women Business Enterprises	Male			
Contracts						
Number	0	0	0			
Dollar Amount	0	0	0			
Sub-Contracts						
Number	13	0	13			
Dollar Amount	\$46,127	0	\$46,127			

Table 8 - Minority Business and Women Business Enterprises

Minority Owners of Rental Property – Indicate the number of HOME assisted rental property owners and the total amount of HOME funds in these rental properties assisted						
	Total	Minority Property Owners				White Non-Hispanic
		Alaskan Native or American Indian	Asian or Pacific Islander	Black Non-Hispanic	Hispanic	
Number	0	0	0	0	0	0
Dollar Amount	0	0	0	0	0	0

Table 9 – Minority Owners of Rental Property



Relocation and Real Property Acquisition – Indicate the number of persons displaced, the cost of relocation payments, the number of parcels acquired, and the cost of acquisition						
Parcels Acquired						
Businesses Displaced						
Nonprofit Organizations Displaced						
Households Temporarily Relocated, not Displaced						
Households Displaced	Total	Minority Property Enterprises				White Non-Hispanic
		Alaskan Native or American Indian	Asian or Pacific Islander	Black Non-Hispanic	Hispanic	
Number	0	0	0	0	0	0
Cost	0	0	0	0	0	0

Table 10 – Relocation and Real Property Acquisition



CR-20 - Affordable Housing 91.520(b)

Evaluation of the jurisdiction's progress in providing affordable housing, including the number and types of families served, the number of extremely low-income, low-income, moderate-income, and middle-income persons served.

	One-Year Goal	Actual
Number of Homeless households to be provided affordable housing units	578	359
Number of Non-Homeless households to be provided affordable housing units	150	77
Number of Special-Needs households to be provided affordable housing units	0	0
Total	728	436

Table 11 – Number of Households

	One-Year Goal	Actual
Number of households supported through Rental Assistance	0	4
Number of households supported through The Production of New Units	55	0
Number of households supported through Rehab of Existing Units	74	74
Number of households supported through Acquisition of Existing Units	21	3
Total	150	81

Table 12 – Number of Households Supported

Discuss the difference between goals and outcomes and problems encountered in meeting these goals.

Table 11 --The "one-year goal" numbers represent: 578 persons served with homelessness prevention; 150 households served through moderate housing rehabilitation, minor home repair, down payment assistance, and the production of new for-sale and rental units.

"Actual" number of **359** results from **345** persons served through the YWCA hotline (homeless prevention) and **14** persons served with homeless prevention through Commonwealth Catholic Charities using CDBG funds.

"Actual" number of **77** results from **74** households served with rehabilitation and repair, and **3** households served with down payment assistance.

Table 12 -- The 'Actual' number of 4 households provided relocation or rental assistance (Commonwealth Catholic Charities -CDBG funds); the "actual number of 74 households is homeowner



rehab and repairs. The actual number of 3 represents down payment assistance grants for first-time homebuyers (acquisition of existing units), providing a grand total of 81 households assisted.

Significant differences between the one-year goals and actual production in tables 11 and 12 are attributed to the following:

- Table 11, Row 1: far fewer requests for assistance than expected were received by the EmpowerNet Domestic Violence Hotline.
- Table 11, Row 2: 53 units of rental housing funded in the program year will not come online until 2024 and the housing market severely limited the ability to serve low/mod households with the homebuyer assistance program. The homeowner repair and rehabilitation programs met the goals, having recovered from prior year supply chain and staffing issues.
- Table 12, Row 2: No CHDO houses were completed due to difficulties acquiring property. Two lots were acquired, with completion expected in January 2024. The 53 units of rental housing not started are also included in this number.
- Table 12, Row 4: Only three of the expected 21 down payment assistance grants were completed due to extreme difficulty of homebuyers to find opportunities to purchase homes, the cost of housing, and the myriad of other sources of DPA funds available to the providers. This issue may be addressed in PY 2023 with adjustments made to the program.

Discuss how these outcomes will impact future annual action plans.

Given the success with the homeowner repair and rehabilitation programs, little change is expected. If additional funds are provided in the annual HUD allocation, corresponding increases in allocations to the repair and rehabilitation programs will likely be provided, given the improvement in program performance by subrecipients. Performance of all programs is closely monitored so that mid-year program adjustments and reallocations can be made. Allocations may be reduced in future Action Plans for subrecipients who are unable to fully meet their expectations and spend the funds allocated. Subrecipients who demonstrate they are able meet their goals and spend all funds are considered for additional funding in future years or supplemental funding in current year if available.

Include the number of extremely low-income, low-income, and moderate-income persons served by each activity where information on income by family size is required to determine the eligibility of the activity.

Number of Households Served	CDBG Actual	HOME Actual
Extremely Low-income	25	7
Low-income	26	5
Moderate-income	22	5
Total	73	17

Table 13 – Number of Households Served

Narrative Information

The CDBG numbers in Table 13 above include the households or individuals served under the project: HOMES repair program and the Richmond Metro Habitat for Humanity roof repair program. The total



also includes some double-counting of households served by HOME-funded programs, including in the homeowner rehabilitation program for administration costs. HOME numbers include households served by the project: HOMES moderate rehabilitation program and the HOME Inc and Southside Community Development and Housing Corporation down payment assistance programs.



CR-25 - Homeless and Other Special Needs 91.220(d, e); 91.320(d, e); 91.520(c)

Evaluate the jurisdiction's progress in meeting its specific objectives for reducing and ending homelessness through:

Reaching out to homeless persons (especially unsheltered persons) and assessing their individual needs

During the 2022-23 program year, Henrico County funded non-profit agencies through the non-departmental component of the General Fund budget to prevent homelessness, and to provide case management, food and shelter for single-adults and families experiencing homelessness. In addition, supportive services were provided for at risk of homelessness individuals and families, to keep them in permanent housing.

Federally funded ESG services provided during 2022-23 program year:

- Housing Families First provided emergency shelter to 137 individuals and 39 families. 32 individuals from Henrico County.
- CARITAS provided support services and emergency shelter to 483 individuals, including 49 individuals from Henrico County.
- YWCA provided emergency safe housing, counseling, case management, transition housing, rapid re-housing, and/or financial assistance to 345 Henrico individuals or families.
- Commonwealth Catholic Charities provided street outreach to 87 individuals in Henrico County.

Addressing the emergency shelter and transitional housing needs of homeless persons

During PY2022-23, Henrico County utilized ESG funding for the following program components:

- Shelter
- Homeless Prevention
- Data Collection (HMIS)
- Administration
- Street Outreach

Shelter received 43% of the allocation followed by Homeless Prevention received 17% of the allocation, Street Outreach received 16% of the allocation and Data Collection (HMIS) received 15% of the allocation. During the 2022-23 program year, \$54,310.73 of 2021-2022 ESG grant funds were expended, along with \$73,493.74 of 2022-2023 ESG grant funds.

Funds enabled homeless prevention activities for 359 persons, street outreach for 87 persons and shelter for 81 persons from Henrico County.



Helping low-income individuals and families avoid becoming homeless, especially extremely low-income individuals and families and those who are: likely to become homeless after being discharged from publicly funded institutions and systems of care (such as health care facilities, mental health facilities, foster care and other youth facilities, and corrections programs and institutions); and, receiving assistance from public or private agencies that address housing, health, social services, employment, education, or youth needs

Henrico County's Department of Social Services (HDSS) created the Family Services Intake Unit in 2010 to assist families and individuals in crisis. The intake unit manages the local hotlines for Child protective Services, Adult Protective Services, and the Community Resource Line. The intake unit responds to emergency needs requests via the Community Resource line by providing information and referrals and homeless prevention assessments. Citizens contact the intake unit for a wide variety of emergency needs that can include housing, utilities, food, clothing, and medical.

In the period from July 1, 2022 to June 30, 2023, the Family Services Intake Unit completed 1,604 Child Protective Services referrals, 1,603 Adult Protective Services referrals, and 699 requests for assistance, information, and referral.

CDBG-CV funds were used to assist persons being released from incarceration in Henrico County. During PY2022-23, 47 such persons were provided housing assistance.

Helping homeless persons (especially chronically homeless individuals and families, families with children, veterans and their families, and unaccompanied youth) make the transition to permanent housing and independent living, including shortening the period of time that individuals and families experience homelessness, facilitating access for homeless individuals and families to affordable housing units, and preventing individuals and families who were recently homeless from becoming homeless again

ESG funds enabled homeless prevention activities for 345 persons, street outreach for 87 persons and shelter for 81 persons from Henrico County. CDBG funds provided homelessness prevention for 14 persons through relocated them from hotels to permanent housing.



CR-30 - Public Housing 91.220(h); 91.320(j)

Actions taken to address the needs of public housing

The County of Henrico has no public housing. Henrico County encourages affordable homeownership for low-income households through several programs. Specific actions during PY 2022-23 to remove barriers and promote affordable housing included the following:

- Allocation of \$156,000 to HOME Inc. for down payment/closing cost assistance and homeownership counseling as well as \$96,572 of prior year HOME funds provided as a mid-year Action Plan amendment.
- Allocation of \$125,000 to Southside Community Development and Housing Corporation for down payment/closing cost assistance and homeownership counseling, as well as \$15,113 of prior year HOME funds provided as a mid-year Action Plan amendment.
- Allocation of \$515,000 to project:HOMES for Critical Home Repairs.
- Allocation of \$100,000 to Richmond Metropolitan Habitat for Humanity for Critical Home Repairs.
- Allocation of \$580,543 to project:HOMES for Homeowner Rehabilitation Program, as well as \$174,175 of prior year HOME and CDBG funds provided as a mid-year Action Plan amendment.
- Allocation of \$149,000 for CHDO activities to create new affordable housing.
- Allocation of \$75,000 to the Henrico Dept. of Public Utilities for sewer extension connection assistance
- Allocation of \$50,000 to Carter Woods III for assistance in development of affordable housing for low-income seniors.
- Henrico County routinely supports applications for Low Income Housing Tax Credits, including those that receive an allocation of project-based vouchers.

Actions taken to encourage public housing residents to become more involved in management and participate in homeownership

The County of Henrico has no public housing.

Actions taken to provide assistance to troubled PHAs

The County of Henrico has no public housing.



CR-35 - Other Actions 91.220(j)-(k); 91.320(i)-(j)

Actions taken to remove or ameliorate the negative effects of public policies that serve as barriers to affordable housing such as land use controls, tax policies affecting land, zoning ordinances, building codes, fees and charges, growth limitations, and policies affecting the return on residential investment. 91.220 (j); 91.320 (i)

Henrico County works in numerous ways to reduce the barriers to affordable housing. Building codes and tax policies are governed by state law and not subject to local adjustment but the County continues to provide an exemption from real estate taxes for low/moderate-income seniors and disabled homeowners through the Real Estate Advantage Program (REAP). Henrico reduces barriers to residential development of all types by not requiring cash proffers. The real estate tax rate in Henrico County is among the lowest in the region and is the lowest among large urban localities in Virginia. The Comprehensive Plan designates substantial area for residential development and Henrico County regularly approves new subdivisions and multi-family development for all income levels. During County Fiscal Year 2022-23, permits were issued for 695 new single-family homes, an 11% increase from the previous year. 151 permits were issued for two-family buildings, a 55% decrease from the previous year. 19 permits were issued for multi-family buildings, a 57% decrease from the previous year.

A substantial overhaul of the County Zoning Ordinance occurred in September 2021, with further amendments in December 2022, many of which removed barriers to affordable housing including removal of townhouse rental limitations, adding “live/work” residential use, allowing accessory dwelling units (ADUs), and greater ability to develop nonconforming residential lots.

The *2020 Analysis of Impediments to Fair Housing Choice in the Greater Richmond and Tri-Cities Region (AI)*, prepared by a consultant independent from Henrico County and completed in February 2021, identified no impediments to fair housing choice resulting from the negative effects of public policies. An analysis undertaken in PY 2019 as part of the development of the 2020 Consolidated Plan and the 2020-21 Action Plan evaluated the opportunities for affordable housing for Henrico home purchasers. That analysis determined that 42.8% of the single-family homes in the County were affordable by households earning up to 80% Area Median Income, if available for purchase. This is a decrease from 2015 when 62% fell into this category. This analysis was undertaken again for calendar year 2022 and the percentage of housing that fell into this category further decreased to 24.9%. The *Richmond Regional Housing Framework*, prepared by the Partnership for Housing Affordability in January 2020, identified housing needs and challenges in the Richmond Region as well as Henrico County specifically. The *Framework* provided five “goals” and six general “solutions” for Henrico.

Within the rental housing market there are 2,250 units supported by project-based housing choice vouchers or equivalent, providing housing opportunities for very low-income households, and according to HUD e-Card data (<https://egis.hud.gov/cart/#>), there 1,857 portable housing choice vouchers in use in Henrico County. There are also 3,362 additional rental units supported by low-income housing tax credits and additional rent restricted units supported by tax exempt bond financing. There are currently 6,854 LIHTC supported housing units in Henrico within 53 apartment communities according Virginia Housing to the LIHTV Database Access ([Housing Tax Credit Application Archive - Virginia Housing](#)).



Actions taken to address obstacles to meeting underserved needs. 91.220(k); 91.320(j)

While there are several constraints to meeting the needs of low-, very low-, and moderate-income residents, the primary obstacle has been the lack of funding to fully address all needs. In response to the level of need, Henrico County continued in PY2022-23 to allocate a significant portion of its CDBG entitlement for housing or housing related assistance, providing 67.5% of non-administrative funds for this purpose. Additionally, Henrico County created the Revitalization Fund in 2018, allocating \$2 million for the purpose of addressing vacant and blighted property for rehabilitation or new construction to provide homeownership opportunities for low- and moderate-income households.

During 2022-23, the Annual Action Plan was amended to incorporate unspent prior-year funds and program income into the budget. All of the additional funds went to housing programs.

Henrico County also continues to support the allocation of Low-Income Housing Tax Credits to developments in Henrico. In PY2022-23, one Henrico project received an allocation of competitive tax credits in the 2024 cycle for the new construction of 53 units of accessible housing.

Another significant issue that became more severe during PY2022-23 has been the lack of available affordable housing for both purchase and rent. On the home purchase side, the percentage of single-family homes that are affordable to a household earning less than 80% AMI decreased dramatically. Despite having homebuyer assistance funds available, potential homebuyers were unable to find homes available. In response to this, Henrico County continued to calculate local housing values for use in lieu of the HUD value limits for the HOME Program and for 2023-24 substantially increased the amount of Downpayment funds available for individual low-income homebuyers.

Actions taken to reduce lead-based paint hazards. 91.220(k); 91.320(j)

As referenced in the Annual Action Plan, Henrico County provides up to \$5,000 for lead-based paint assessment and abatement for homes receiving assistance through the moderate rehabilitation program.

All CDBG and HOME activities in Henrico County which involve the purchase or repair/renovation of houses built prior to 1978 follow federal lead-based paint regulations. During the implementation of these activities, appropriate steps are taken depending on the level of funding for the unit when lead-based paint is detected or presumed to be present. Subrecipient staff is trained on lead-based paint requirements (HUD Lead Safe Work Practice Certification; EPA Renovation, Repair and Painting Certification; and Healthy Homes for Community Health Worker Certification) and practices and each homeowner in a pre-1978 home is provided the EPA/HUD booklet Protect Your Family from Lead in Your Home. Homeowners in repair/rehabilitation programs also receive the EPA booklet "The Lead-Safe Certified Guide to Renovate Right." A homeowner's signature noting receipt of these documents is placed in each client file. Contractors used for repair/rehabilitation work are all EPA-certified under 40CFR Part 745.82 and 745.84.



Actions taken to reduce the number of poverty-level families. 91.220(k); 91.320(j)

The Commercial Assistance Program, the Enterprise Zone Façade Grant program, and the Enterprise Zone Design Assistance program facilitate development and expansion of businesses to create jobs available to low- and moderate-income persons including persons in poverty. A second program using CDBG-CV funds to assist small businesses that had been negatively impacted by the COVID-19 pandemic was initiated in 2021-22 to assist business transform their operations in order to function more effectively during a pandemic and similar health crises. This program continued into 2022-23.

Funding was provided in 2022-23 for a small business revolving loan fund. That program remained under design during the program year. Its intent is to assist small and minority owned businesses with the outcome of creating jobs for low and moderate income persons.

CDBG-CV funds were also used to provide workforce development support to persons who had lost jobs or otherwise suffered negatively from the COVID-19 pandemic. This program provides assistance to job seekers, helping them to find steady employment, often at higher wages than pre-pandemic. During program year 2022-23, this program provided employment benefit assistance, resume development, and job search services to 2,691 low-income Henrico residents.

Poverty level data for Henrico County from the Census Bureau American Community Survey 1-Year Estimates has shown substantial fluctuations in the number of persons living below the poverty level, suggesting that a one-year sample is not the best measure. The data report 28,685 persons in 2020; 20,531 persons in 2021; and 30,014 persons in 2022 were living below the poverty level. The 2022 numbers represent a poverty rate of 9.1%.

Actions taken to develop institutional structure. 91.220(k); 91.320(j)

The County has designated staff to administer the programs and activities funded with CDBG, HOME and ESG funds. Staff work with individual County Departments, including Public Works, Social Services, Recreation and Parks, Mental Health, Planning, Public Utilities, Building Inspections, and the Division of Community Maintenance to coordinate the administration of programs to be carried out. Staff regularly track the production and effectiveness of County agencies, and subrecipients tasked with implementing programs with CDBG, HOME, and ESG funds. Program staff regularly meet to discuss program implementation, enhancements, and adjustments with these agencies. During the 2022-23 program year County staff continued to build and foster relationships with homeless service providers and the region's coordinating agency, as well as agencies able to administer small business assistance programs.

Actions taken to enhance coordination between public and private housing and social service agencies. 91.220(k); 91.320(j)

Actions taken included:

- Continued participation as an active partner in the Richmond Regional Continuum of Care, addressing homeless issues in the metropolitan area.



- Continued policy of no cash proffers for the development of new single-family houses to ensure greater affordability.
- Provided funds for down-payment and closing costs assistance to facilitate homeownership opportunities for low-income individuals.
- Regular communications and discussions with all currently funded housing providers and others.
- Convened a bi-monthly meeting of multiple County agencies (Resource Team) involved in addressing housing, social service, safety, and mental health needs of predominantly low-income Henrico residents.
- Continued representation on the regional non-profit Partnership for Housing Affordability
- Participation in the bi-monthly meeting of the Richmond Community Development Alliance fostering coordination among Richmond area housing non-profits and the three entitlement jurisdictions.
- Representation on the Continuum of Care Board and the Ranking Committee

Identify actions taken to overcome the effects of any impediments identified in the jurisdictions analysis of impediments to fair housing choice. 91.520(a)

In February 2021, Henrico County completed the *2020 Analysis of Impediments to Fair Housing Choice in the Greater Richmond and Tri-Cities Region (AI)*. This document was a regional undertaking involving the six entitlement jurisdictions in central Virginia (Henrico and Chesterfield Counties, and the Cities of Richmond, Petersburg, Colonial Heights, and Hopewell) The AI was prepared by a consultant and identified impediments specific to each individual jurisdiction as well as regional impediments.

There were three impediments specific to Henrico County:

1. Denial of housing to renters by landlords refusing to accept housing vouchers.
2. Denial for mortgage loans for African American/Black applicants and Latino/Hispanic applicants at 2 and 1.5 times the rate respectively of those for white applicants.
3. High opportunity environments not available to all residents:
 - a. an imbalance of modest wage jobs and affordable housing units with 20,000 more jobs than housing units.
 - b. the widest gap in the region in access to high-performing schools for non-white and Hispanic children.

Specific Action Items for Henrico County were provided as follows:

1. *Participate in a Working Group to coordinate implementation of the Fair Housing Action Plan.* This work is in its beginning stages, and is being coordinated by PlanRVA in conjunction with Housing Opportunities Made Equal of Virginia, Inc. The expectation is that there will be eight working groups that will meet over a two-year period to identify specific strategies to implement the Fair Housing Action Plan. This effort remains in the planning stages and will likely be coordinated by PlanRVA, the regional planning agency for this metropolitan area.
2. *Commit to funding fair housing education and outreach.* Henrico County has provided prior year funding for this activity.



3. *Increase the supply of multi-family rentals.* During Calendar Year 2022, Henrico County added 1,722 units of multi-family housing.
4. *Strengthen funding for eviction programs.* Funding was provided in PY2020-21 and 2021-22 for such a program. Those programs in 2021-22 served a total of 990 households through the use of CDBG and CDBG-CV funds. The agency providing this service to Henrico residents did not request further funding for 2022-23 or 2023-24.
5. *Support state and federal regulatory reform to address rental housing disparities.* Key changes occurred to State law in 2022 that eliminated barriers based on source of rent (i.e., landlords could no longer refuse to rent to voucher holders).
6. *Include recommendations from the AI into the County Comprehensive Plan update.* The Plan update through 2022-23 and an initial draft of a housing analysis was completed. Recommendations are expected to be developed and adopted into the Plan during 2023-24.
7. *Support the expansion of the regional land trust.* Henrico County has provided funding in the amount of \$800,000 to the regional land trust in prior years to fund a 21-home subdivision and an additional \$25,077 in PY 2022-23 for an additional unit.
8. *Continue to fund home repair and rehabilitation programs.* For PY2022-23, over \$1.2 million of CDBG and HOME funding was provided for this purpose.
9. *Support recommendations of the “Confronting School and Housing Segregation in the Richmond Region” study.*
10. *Prioritize funding to expand public transportation and support affordable housing near job-rich areas.*



CR-40 - Monitoring 91.220 and 91.230

Describe the standards and procedures used to monitor activities carried out in furtherance of the plan and used to ensure long-term compliance with requirements of the programs involved, including minority business outreach and the comprehensive planning requirements

Monitoring of CDBG, HOME, and ESG subrecipients is the responsibility of the Department of Community Revitalization. The intention is to conduct a full program monitoring of all programs either annually or biannually.

In addition to any full program monitoring, ongoing monitoring of activities and programs always occurs, which consists of close scrutiny of all subrecipient invoices to ensure they are supported by adequate documentation explaining and justifying all expenses and client eligibility, and that all CDBG, HOME, and ESG requirements were met. County staff will frequently request additional supporting documentation to verify any of these items and will deny payment of invoices if adequate documentation cannot be provided. County staff will also undertake site visits and meet in-person or virtually with subrecipient staff to discuss program issues and reiterate program requirements as needed.

The annual or biannual monitoring of programs involves a review of a sample of program activities completed during the previous contract period and up through the time of the review. The files are evaluated to ensure compliance with HUD regulations, County requirements, other applicable standards as well as the approved project plans (for construction projects), compliance with environmental review requirements, and compliance with fair housing laws. Monitoring visits may be conducted any time of year and may be conducted at the subrecipient's offices or files, and other records provided for review in County offices. For all programs where third-party services or products are purchased, particularly anything involving construction, invoices and billing records are reviewed to ensure that expenses incurred reflect the expenses charged to the project. For projects where staff time is charged, documents are reviewed to support charges. All charges for all programs are reviewed to ensure there has been no duplicate charging of expenses to other funders, with particular attention to any other CDBG, HOME, or ESG funding. Monitoring of CDBG-CV and ESG-CV programs includes a review to verify there has been no duplication of benefits and that all expenses meet the CARES Act requirement of nexus to the coronavirus.

Monitoring results are provided in writing to subrecipients, first in draft form for review and comment. A final report is prepared within 30 days of receiving comment including any necessary findings or concerns along with any required or recommended corrective actions.

County staff review eligibility documentation for compliance with applicable program regulations including client eligibility, proposed property improvements, need for service as projects or undertaken.

The required organization structure, capacity, and financial status of CHDO's is reviewed whenever certification is required for a project.

In general, checklists and review procedures are implemented in accordance with HUD's *Community Planning and Development Monitoring Handbook*, February 2017.

All subrecipients are required to submit monthly or quarterly reports detailing the status of all activities throughout the program year. County staff review each report for financial and programmatic accuracy



and program progress. Site monitoring occurs regularly for construction projects while underway, and prior to construction and upon completion for rehabilitation and repair projects. For all projects and programs, as compliance issues arise during the year, immediate corrective actions are required of subrecipients and CHDO's.

All subrecipients and users of Enterprise Zone grant funds are required to follow County procurement processes. These require solicitation of bids from WMBE firms for most purchases.

All projects are reviewed to ensure they conform to the County's Comprehensive Plan and the Consolidated Plan before funding is allocated.

During PY 2022-23 Monitoring was completed with formal reports issued for the following agencies and programs:

Project:HOMES Critical Home Repair Program; project:HOMES Homeowner Rehabilitation Program; Richmond Habitat for Humanity Critical Repair Program; Home Inc. Homeownership Assistance Program; SCDHC Homeownership Assistance Program; HomeAgain Rapid Re-housing Program; Homeward Family Shelter and Non-congregate Shelter; OAR Re-entry Rehousing; HumanKind Workforce Support Program.

Citizen Participation Plan 91.105(d); 91.115(d)

Describe the efforts to provide citizens with reasonable notice and an opportunity to comment on performance reports.

Notice of the availability of a draft Annual Performance Report was published in the Richmond Times-Dispatch on December 2, 2023. The draft report was published on the County's website. A hard copy was also available for review. Citizens were given 15 days to review and provide comments on the document.

Summary of Comments to be filled in prior to completion and submission of CAPER.

No comments were received.



CR-45 - CDBG 91.520(c)

Specify the nature of, and reasons for, any changes in the jurisdiction's program objectives and indications of how the jurisdiction would change its programs as a result of its experiences.

Henrico County evaluates all programs continuously throughout the program year and implements changes as needed. This can include reallocating unspent funds from prior years and allocating any program income received during the year. This typically results in amendments to the Annual Action Plan, both substantial and minor. Minor amendments to the 2022-2023 Annual Action Plan were undertaken to include and allocate additional prior year CDBG funds (\$101,587) and HOME funds (\$115,376), and HOME program income funds (\$68,896.80). These funds were allocated to the following existing projects in order to serve more households:

- The project: HOMES Homeowner Rehabilitation Program (\$101,587 of CDBG and \$72,587.60 of HOME);
- Southside Community Development & Housing Corporation's Downpayment and Closing Cost Assistance program (\$9,169.20 of HOME); and
- HOME Inc's Downpayment and Closing Cost Assistance program (\$88,286.40).

Does this Jurisdiction have any open Brownfields Economic Development Initiative (BEDI) grants?

No.

[BEDI grantees] Describe accomplishments and program outcomes during the last year.

Not Applicable.



CR-50 - HOME 24 CFR 91.520(d)

Include the results of on-site inspections of affordable rental housing assisted under the program to determine compliance with housing codes and other applicable regulations

Please list those projects that should have been inspected on-site this program year based upon the schedule in 24 CFR §92.504(d). Indicate which of these were inspected and a summary of issues that were detected during the inspection. For those that were not inspected, please indicate the reason and how you will remedy the situation.

No HOME assisted projects were inspected during PY2022-23 as no affordable rental housing was assisted with HOME funds. Henrico County Building Inspections did inspect 70 units of affordable rental housing within two complexes that were not funded through the HOME program.

Provide an assessment of the jurisdiction's affirmative marketing actions for HOME units. 24 CFR 91.520(e) and 24 CFR 92.351(a)

In addition to furthering fair housing as described in Section CR-35, the following activities are undertaken to help reach a diverse population:

- Housing units produced using HOME funds are listed on the local MLS. CHDO housing producers market houses to their homebuyer classes which have high minority representation. CHDO Agreements, beginning in 2018-19 included specific language to ensure affirmative marketing.
- County staff provide presentations to community organizations on housing programs, including organizations representing and located in minority communities.
- Subrecipients place ads in newspapers serving Henrico County.
- Available HOME units are listed on subrecipients' and CHDO's web pages.

Refer to IDIS reports to describe the amount and use of program income for projects, including the number of projects and owner and tenant characteristics

HOME program income (PI) and homebuyer program funds (HP) in the amount of \$51,713.70 were received during PY 2022-23. A total of \$54,667.20 was expended (drawn) during PY 2022-23 as partial payment for one homeowner rehabilitation project and three homebuyer assistance projects. A total of \$9,169.20 in HP funds were brought forward into PY2022-23. The IDIS activity numbers and owner characteristics for those projects are as follows:

- IDIS# 1449 SCDHC Homebuyer Assistance: Black/African American, 60% to 80% AMI, Non-Elderly, Four-Person Household using \$9,169.20 of HP funds.
- IDIS# 1426 project:HOMES Homeowner Rehab: Black/African American, Female Head of Household, 60% to 80% AMI, Elderly, Two-Person Household using \$37,211.60 of PI funds.



- IDIS# 1448 HOME Inc. Homebuyer Assistance: Black/African American, Female Head of Household, 60% to 80% AMI, Single and Non-Elderly, Two-Person Household using \$8,286.40 of HP funds.
- IDIS# 1469 HOME Inc. Homebuyer Assistance: Black/African American, Female Head of Household, 60% to 80% AMI, Single and Non-Elderly, One-Person Household using \$5,943.20 of HP funds. These funds are for a 2022-2023 project that was not drawn until the beginning of 2023-2024 and is not included in the total above.

The total amount of program income (PI) and homebuyer program (HP) funds expended/drawn during PY2022-23 was \$54,939.50.

Describe other actions taken to foster and maintain affordable housing. 24 CFR 91.220(k) (STATES ONLY: Including the coordination of LIHTC with the development of affordable housing). 24 CFR 91.320(j)

The CDBG-and HOME-funded projects completed during PY2022-23 provided down payment assistance, minor home repairs, and moderate home rehabilitation. The projects fostered and maintained affordable housing in Henrico County for low- and moderate-income residents. In PY2022-23, funds were provided that enabled the completion of eleven moderate rehabilitation projects, 60 critical home repair projects, and three down payment assistance grants. All of these programs and projects are ongoing and have been renewed with PY2023-24 funds.

One proposed multi-family development in Henrico County received an allocation of competitive Low Income Housing Tax Credits for 53 housing units through new construction as an expansion to an existing project. This project, Carter Woods II, received an allocation of \$50,000 of CDBG funds in PY2022-23 and \$250,000 in PY 2023-24 to support this project.



CR-58 – Section 3

Identify the number of individuals assisted and the types of assistance provided

Total Labor Hours	CDBG	HOME	ESG	HOPWA	HTF
Total Number of Activities	0	0	0	0	0
Total Labor Hours					
Total Section 3 Worker Hours					
Total Targeted Section 3 Worker Hours					

Table 14 – Total Labor Hours

Qualitative Efforts - Number of Activities by Program	CDBG	HOME	ESG	HOPWA	HTF
Outreach efforts to generate job applicants who are Public Housing Targeted Workers					
Outreach efforts to generate job applicants who are Other Funding Targeted Workers.					
Direct, on-the job training (including apprenticeships).					
Indirect training such as arranging for, contracting for, or paying tuition for, off-site training.					
Technical assistance to help Section 3 workers compete for jobs (e.g., resume assistance, coaching).					
Outreach efforts to identify and secure bids from Section 3 business concerns.					
Technical assistance to help Section 3 business concerns understand and bid on contracts.					
Division of contracts into smaller jobs to facilitate participation by Section 3 business concerns.					
Provided or connected residents with assistance in seeking employment including drafting resumes, preparing for interviews, finding job opportunities, connecting residents to job placement services.					
Held one or more job fairs.					
Provided or connected residents with supportive services that can provide direct services or referrals.					
Provided or connected residents with supportive services that provide one or more of the following: work readiness health screenings, interview clothing, uniforms, test fees, transportation.					
Assisted residents with finding childcare.					
Assisted residents to apply for or attend community college or a four-year educational institution.					
Assisted residents to apply for or attend vocational/technical training.					
Assisted residents to obtain financial literacy training and/or coaching.					
Bonding assistance, guaranties, or other efforts to support viable bids from Section 3 business concerns.					
Provided or connected residents with training on computer use or online technologies.					
Promoting the use of a business registry designed to create opportunities for disadvantaged and small businesses.					
Outreach, engagement, or referrals with the state one-stop system, as designed in Section 121(e)(2) of the Workforce Innovation and Opportunity Act.					
Other.					

Table 15 – Qualitative Efforts - Number of Activities by Program



Narrative

No CDBG projects met the threshold for Section 3 applicability.

CR-60 - ESG 91.520(g) (ESG Recipients only)

ESG Supplement to the CAPER in *e-snaps*

For Paperwork Reduction Act

1. Recipient Information—All Recipients Complete

Basic Grant Information

Recipient Name	HENRICO COUNTY
Organizational DUNS Number	074735515
UEI	
EIN/TIN Number	546001344
Identify the Field Office	RICHMOND
Identify CoC(s) in which the recipient or subrecipient(s) will provide ESG assistance	

ESG Contact Name

Prefix	Mr.
First Name	David
Middle Name	M
Last Name	Sacks
Suffix	
Title	Community Development Manager

ESG Contact Address

Street Address 1	P.O. Box 90775
Street Address 2	
City	Henrico
State	VA
ZIP Code	23273-
Phone Number	8045017611
Extension	
Fax Number	8045017630
Email Address	sac01@henrico.us

ESG Secondary Contact

Prefix	
First Name	
Last Name	
Suffix	



Title
Phone Number
Extension
Email Address

2. Reporting Period—All Recipients Complete

Program Year Start Date 10/01/2022
Program Year End Date 09/30/2023

3a. Subrecipient Form – Complete one form for each subrecipient

Subrecipient or Contractor Name: HENRICO COUNTY

City: Richmond

State: VA

Zip Code: 23273, 0775

DUNS Number: 074735515

UEI:

Is subrecipient a victim services provider: N

Subrecipient Organization Type: Unit of Government

ESG Subgrant or Contract Award Amount: \$11,000

Subrecipient or Contractor Name: Homeward

City: Richmond

State: VA

Zip Code: 23235, 6877

DUNS Number: 145646183

UEI:

Is subrecipient a victim services provider: N

Subrecipient Organization Type: Other Non-Profit Organization

ESG Subgrant or Contract Award Amount: \$23,000

Subrecipient or Contractor Name: YWCA of Richmond

City: Richmond

State: VA

Zip Code: 23219, 2218

DUNS Number: 831287318

UEI:

Is subrecipient a victim services provider: Y

Subrecipient Organization Type: Other Non-Profit Organization

ESG Subgrant or Contract Award Amount: \$25,551



Subrecipient or Contractor Name: CARITAS

City: Richmond

State: VA

Zip Code: 23220, 2314

DUNS Number: 787207281

UEI:

Is subrecipient a victim services provider: N

Subrecipient Organization Type: Other Non-Profit Organization

ESG Subgrant or Contract Award Amount: \$20,000

Subrecipient or Contractor Name: Commonwealth Catholic Charities

City: Richmond

State: VA

Zip Code: 23229, 5011

DUNS Number: 057876781

UEI:

Is subrecipient a victim services provider: N

Subrecipient Organization Type: Other Non-Profit Organization

ESG Subgrant or Contract Award Amount: \$24,000

Subrecipient or Contractor Name: Housing Families First

City: Richmond

State: VA

Zip Code: 23223, 4913

DUNS Number: 005615377

UEI:

Is subrecipient a victim services provider: N

Subrecipient Organization Type: Other Non-Profit Organization

ESG Subgrant or Contract Award Amount: \$44,129



CR-65 - Persons Assisted

Note to reader: Information previously provided in Section CR-65, beginning with the 2016-17 CAPER is now provided via the HUD Sage System and can be found in the appendix. Tables 16 through 23 have therefore been left blank. Due to technical issues with HUD's Sage system that will not be resolved until late December 2023, the Sage component is not included in this draft report.

4. Persons Served

4a. Complete for Homelessness Prevention Activities

Number of Persons in Households	Total
Adults	
Children	
Don't Know/Refused/Other	
Missing Information	
Total	

Table 16 – Household Information for Homeless Prevention Activities

4b. Complete for Rapid Re-Housing Activities

Number of Persons in Households	Total
Adults	
Children	
Don't Know/Refused/Other	
Missing Information	
Total	

Table 17 – Household Information for Rapid Re-Housing Activities

4c. Complete for Shelter

Number of Persons in Households	Total
Adults	
Children	
Don't Know/Refused/Other	
Missing Information	
Total	

Table 18 – Shelter Information



4d. Street Outreach

Number of Persons in Households	Total
Adults	
Children	
Don't Know/Refused/Other	
Missing Information	
Total	

Table 19 – Household Information for Street Outreach

4e. Totals for all Persons Served with ESG

Number of Persons in Households	Total
Adults	
Children	
Don't Know/Refused/Other	
Missing Information	
Total	

Table 20 – Household Information for Persons Served with ESG

5. Gender—Complete for All Activities

	Total
Male	
Female	
Transgender	
Don't Know/Refused/Other	
Missing Information	
Total	

Table 21 – Gender Information



6. Age—Complete for All Activities

	Total
Under 18	
18-24	
25 and over	
Don't Know/Refused/Other	
Missing Information	
Total	

Table 22 – Age Information

7. Special Populations Served—Complete for All Activities

Number of Persons in Households				
Subpopulation	Total	Total Persons Served – Prevention	Total Persons Served – RRH	Total Persons Served in Emergency Shelters
Veterans				
Victims of Domestic Violence				
Elderly				
HIV/AIDS				
Chronically Homeless				
Persons with Disabilities:				
Severely Mentally Ill				
Chronic Substance Abuse				
Other Disability				
Total (unduplicated if possible)				

Table 23 – Special Population Served



CR-70 – ESG 91.520(g) - Assistance Provided and Outcomes

10. Shelter Utilization

Number of New Units – Rehabbed	0
Number of New Units – Conversion	0
Total Number of bed - nights available	125,560
Total Number of bed - nights provided	95,136
Capacity Utilization	75.8%

Table 24 – Shelter Capacity

11. Project Outcomes Data measured under the performance standards developed in consultation with the CoC(s)

The data below provide totals and averages for agencies provided ESG funding by Henrico County based on all clients served through emergency shelter (not just those identified as being from Henrico).

The Greater Richmond Continuum of Care adopted performance measures for 2017, three of which are applicable to programs funded with Henrico County ESG funds. The HMIS staff run APR reports quarterly for review by the funded agencies and provides this information to the Project Development Manager. With the exception of providers primarily serving survivors of domestic violence, all programs use HMIS to collect data and monitor program outcomes. Measures and outcomes are as follows:

- Exits to permanent destinations: 38%
- Average length of stay (system leavers): 50 days
- Returns to homelessness (after exit to permanent destination): 23.3%

The Greater Richmond Continuum of Care (GRCoC) tracks HEARTH Act system level performance measures for the U.S. Department of Housing and Urban Development and the Virginia Department of Housing and Community Development. In addition, the GRCoC board regularly seeks public comments and reviews the system performance measures and indicators developed by the GRCoC Performance Measurement and Ranking Committees. The CoC uses the Homeless Management Information System (HMIS) to report on HEARTH outcomes and provides data for CAPER reports.

The system level performance measures and project level performance measures are used to review and rank applications for federal and state funding for homeless services. ESG staff participates in this ranking and review process. The GRCoC Ranking Committee advises all entitlement jurisdictions within the CoC on performance and alignment with community goals.

Overall, the number of people experiencing homelessness in the CoC had been consistently decreasing since the peak in 2009; however, with the onset of the COVID-19 endemic the trend increased but is now decreasing again: 2019 (497 people), 2020 (546 people), 2021 (838 people), and 2022 (697 people). In 2018, the GRCoC worked to change its coordinated entry system to meet federal regulations and to meet community needs. The Homeless Crisis Line (HCL) is the largest Access Point for homeless services in the Greater Richmond Continuum of Care (GRCoC). The HCL provides safety planning, diversion, and connections to temporary options for individuals and families at risk of or experiencing homelessness throughout the GRCoC. The HCL currently receives an average of 3,500 phone calls per month.



CR-75 – Expenditures

11. Expenditures

11a. ESG Expenditures for Homelessness Prevention

	Dollar Amount of Expenditures in Program Year		
	2020	2021	2022
Expenditures for Rental Assistance	0	0	0
Expenditures for Housing Relocation and Stabilization Services - Financial Assistance	0	0	0
Expenditures for Housing Relocation & Stabilization Services - Services	\$15,500	\$15,500	0
Expenditures for Homeless Prevention under Emergency Shelter Grants Program	0	0	\$25,551
Subtotal Homelessness Prevention	\$15,550	\$15,500	\$25,551

Table 25 – ESG Expenditures for Homelessness Prevention

11b. ESG Expenditures for Rapid Re-Housing

	Dollar Amount of Expenditures in Program Year		
	2020	2021	2022
Expenditures for Rental Assistance	\$25,018	\$31,708	0
Expenditures for Housing Relocation and Stabilization Services - Financial Assistance	0	0	0
Expenditures for Housing Relocation & Stabilization Services - Services	\$4,981	\$5,934	0
Expenditures for Homeless Assistance under Emergency Shelter Grants Program	0	0	0
Subtotal Rapid Re-Housing	\$29,999	\$37,642	0

Table 26 – ESG Expenditures for Rapid Re-Housing



11c. ESG Expenditures for Emergency Shelter

	Dollar Amount of Expenditures in Program Year		
	2020	2021	2022
Essential Services	\$64,484	\$34,349	23,551.69
Operations	0	0	0
Renovation	0	0	0
Major Rehab	0	0	0
Conversion	0	0	0
Subtotal	\$64,484	\$34,349	23,551.69

Table 27 – ESG Expenditures for Emergency Shelter

11d. Other Grant Expenditures

	Dollar Amount of Expenditures in Program Year		
	2020	2021	2022
Street Outreach	\$24,000	\$29,962	\$24,000
HMIS	\$2,500	\$1,859	\$22,999.59
Administration	\$10,060	\$14,097	\$7,814.75

Table 28 - Other Grant Expenditures

11e. Total ESG Grant Funds

Total ESG Funds Expended	2020	2021	2022
	\$146,543	\$133,409	103,917.03

Table 29 - Total ESG Funds Expended



11f. Match Source

	2020	2021	2022
Other Non-ESG HUD Funds	0	0	0
Other Federal Funds	0	0	\$24,000
State Government	0	\$22,080	\$20,000
Local Government	0	\$81,920	\$80,000
Private Funds	\$106,500	\$82,511	\$36,000
Other	\$60,500	0	\$23,000
Fees	0	0	0
Program Income	0	0	0
Total Match Amount	\$167,000	\$186,511	\$183,000

Table 30 - Other Funds Expended on Eligible ESG Activities**11g. Total**

Total Amount of Funds Expended on ESG Activities	2020	2021	2022
	\$313,543	\$319,920	\$286,918

Table 31 - Total Amount of Funds Expended on ESG Activities

Attachments

Figure 1: Areas of Investment of HOME and CDBG Funds

Table 1: Expenditures by Block Group

CBDG Financial Summary Report (PR-26)

CBDG Activity Summary Report (PR-03)

HOME Matching Liability Report (PR-33)

Summary of Consolidated Plan Projects (PR-06)

Summary of Accomplishments – HOME (PR-23)

Summary of Accomplishments – CBDG (PR-23)

ESG Financial Summary (PR-91)

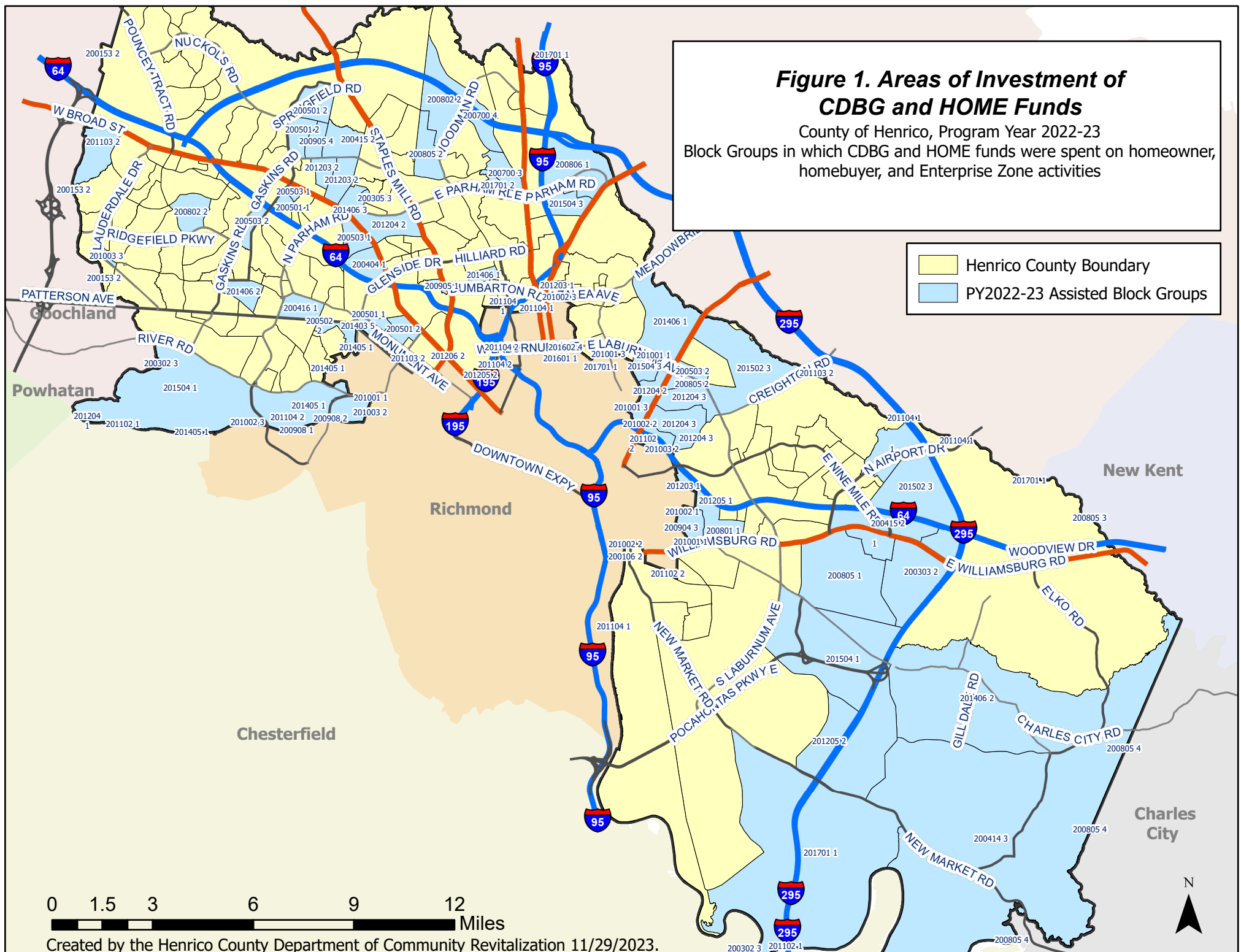
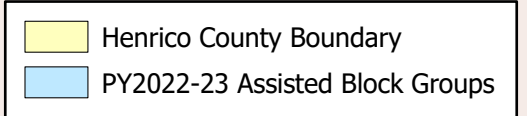
Sage Emergency Solutions Grant Data

Newspaper Advertisement & Web Page Screen Print



Figure 1. Areas of Investment of CDBG and HOME Funds

County of Henrico, Program Year 2022-23
Block Groups in which CDBG and HOME funds were spent on homeowner, homebuyer, and Enterprise Zone activities



0 1.5 3 6 9 12 Miles

Created by the Henrico County Department of Community Revitalization 11/29/2023.

Table 1: 2022-23 CDBG and HOME Expenditures by Block Group

Census Tract	Block Group	CDBG DPA/Repairs/ Rehab	CDBG Enterprise Zone	CDBG-CV	HOME DPA and Rehab	Local Funds (Enterprise Zone)	Total
200106	2	13,086.00					13,086.00
200153	2					5,000.00	5,000.00
200153	2					5,000.00	5,000.00
200153	2					5,000.00	5,000.00
200302	3					1,930.50	1,930.50
200302	3					5,000.00	5,000.00
200303	2	14,375.00					14,375.00
200305	3			26,960.00			26,960.00
200404	1	9,415.00					9,415.00
200414	3	10,749.00					10,749.00
200415	2				35,470.00		35,470.00
200415	2				31,243.50		31,243.50
200416	1	7,900.00					7,900.00
200501	1					30,000.00	30,000.00
200501	1	11,872.60					11,872.60
200501	2					2,000.00	2,000.00
200501	2					5,000.00	5,000.00
200501	2					16,193.10	16,193.10
200502	2					5,000.00	5,000.00
200503	1					1,910.29	1,910.29
200503	1					5,000.00	5,000.00
200503	2	6,500.00			18,890.00		25,390.00
200503	2	6,500.00			22,961.50		29,461.50
200700	3	12,960.00					12,960.00
200700	4	8,070.00					8,070.00
200801	1	10,240.00					10,240.00
200802	2	9,275.00					9,275.00
200802	2	11,103.00					11,103.00
200804	1		3,000.00				3,000.00
200804	1		3,000.00				3,000.00
200805	1	17,995.00					17,995.00
200805	2	9,830.00					9,830.00
200805	2	10,780.00					10,780.00
200805	3	9,665.00					9,665.00
200805	4					9,715.56	9,715.56
200805	4	8,880.00					8,880.00
200805	4	7,200.00					7,200.00
200806	1	9,550.00					9,550.00
200904	3	6,500.00			25,605.00		32,105.00
200905	1		3,000.00				3,000.00
200905	4	6,230.00					6,230.00
200908	1	6,650.00					6,650.00
200908	2					2,323.00	2,323.00
201001	1	10,565.00					10,565.00
201001	1	11,175.00					11,175.00
201001	1	9,860.00					9,860.00
201001	3	10,875.00					10,875.00
201001	3	9,920.00					9,920.00
201002	1				29,105.00		29,105.00
201002	2	6,500.00			22,767.50		29,267.50
201002	2	12,225.00					12,225.00
201002	3	7,935.00					7,935.00
201002	3	17,095.00					17,095.00
201003	2	9,985.00					9,985.00

2022-23 CDBG and HOME Expenditures by Block Group

Census Tract	Block Group	CDBG DPA/Repairs/ Rehab	CDBG Enterprise Zone	CDBG-CV	HOME DPA and Rehab	Local Funds (Enterprise Zone)	Total
201003	2	12,645.00					12,645.00
201003	3	13,190.00					13,190.00
201102	1	15,460.00					15,460.00
201102	1	10,175.00					10,175.00
201102	2			47,000.00			47,000.00
201102	2	9,790.00					9,790.00
201103	2				13,427.50		13,427.50
201103	2	11,440.00					11,440.00
201103	2	10,720.00					10,720.00
201104	1	6,535.00					6,535.00
201104	1	10,130.00					10,130.00
201104	1	7,808.00					7,808.00
201104	1	9,496.33					9,496.33
201104	1	12,390.00					12,390.00
201104	2	2,750.00			10,025.00		12,775.00
201104	2				12,775.00		12,775.00
201104	2	10,788.00					10,788.00
201203	1	8,580.00					8,580.00
201203	1	10,265.00					10,265.00
201203	2				12,220.00		12,220.00
201203	2	8,300.00					8,300.00
201204	1	12,515.00					12,515.00
201204	2					330.00	330.00
201204	2					5,000.00	5,000.00
201204	3					30,000.00	30,000.00
201204	3	6,500.00			25,962.50		32,462.50
201204	3	9,970.00					9,970.00
201205	1	5,185.00			32,954.70		38,139.70
201205	2			27,672.05			27,672.05
201205	2	6,250.00			37,508.00		43,758.00
201206	2	6,160.00					6,160.00
201403	5	5,480.00					5,480.00
201405	1					2,000.00	2,000.00
201405	1			14,000.00			14,000.00
201405	1	16,650.00					16,650.00
201405	1	6,585.00					6,585.00
201406	1		3,000.00				3,000.00
201406	1	5,725.00					5,725.00
201406	2			33,816.72			33,816.72
201406	2	1,700.00					1,700.00
201406	3	7,710.00					7,710.00
201502	3				28,342.20		28,342.20
201502	3	5,730.00					5,730.00
201504	1	10,452.00					10,452.00
201504	1	10,025.00					10,025.00
201504	3	11,203.00					11,203.00
201504	3	13,215.00					13,215.00
201601	1				30,232.50		30,232.50
201602	4	16,200.00					16,200.00
201701	1					4,828.74	4,828.74
201701	1		3,000.00				3,000.00
201701	1				16,735.00		16,735.00
201701	1	6,500.00			21,557.50		28,057.50
201701	2	13,010.00					13,010.00



Office of Community Planning and Development
U.S. Department of Housing and Urban Development
Integrated Disbursement and Information System

DATE: 12-13-23
TIME: 11:41
PAGE: 1

PR26 - CDBG Financial Summary Report

Program Year 2022

HENRICO COUNTY , VA

PART I: SUMMARY OF CDBG RESOURCES

01 UNEXPENDED CDBG FUNDS AT END OF PREVIOUS PROGRAM YEAR	1,037,593.11
02 ENTITLEMENT GRANT	1,645,428.00
03 SURPLUS URBAN RENEWAL	0.00
04 SECTION 108 GUARANTEED LOAN FUNDS	0.00
05 CURRENT YEAR PROGRAM INCOME	32.32
05a CURRENT YEAR SECTION 108 PROGRAM INCOME (FOR SI TYPE)	0.00
06 FUNDS RETURNED TO THE LINE-OF-CREDIT	0.00
06a FUNDS RETURNED TO THE LOCAL CDBG ACCOUNT	1,126.25
07 ADJUSTMENT TO COMPUTE TOTAL AVAILABLE	0.00
08 TOTAL AVAILABLE (SUM, LINES 01-07)	2,684,179.68

PART II: SUMMARY OF CDBG EXPENDITURES

09 DISBURSEMENTS OTHER THAN SECTION 108 REPAYMENTS AND PLANNING/ADMINISTRATION	1,164,264.49
10 ADJUSTMENT TO COMPUTE TOTAL AMOUNT SUBJECT TO LOW/MOD BENEFIT	0.00
11 AMOUNT SUBJECT TO LOW/MOD BENEFIT (LINE 09 + LINE 10)	1,164,264.49
12 DISBURSED IN IDIS FOR PLANNING/ADMINISTRATION	290,707.68
13 DISBURSED IN IDIS FOR SECTION 108 REPAYMENTS	0.00
14 ADJUSTMENT TO COMPUTE TOTAL EXPENDITURES	0.00
15 TOTAL EXPENDITURES (SUM, LINES 11-14)	1,454,972.17
16 UNEXPENDED BALANCE (LINE 08 - LINE 15)	1,229,207.51

PART III: LOW/MOD BENEFIT THIS REPORTING PERIOD

17 EXPENDED FOR LOW/MOD HOUSING IN SPECIAL AREAS	0.00
18 EXPENDED FOR LOW/MOD MULTI-UNIT HOUSING	0.00
19 DISBURSED FOR OTHER LOW/MOD ACTIVITIES	1,164,264.49
20 ADJUSTMENT TO COMPUTE TOTAL LOW/MOD CREDIT	0.00
21 TOTAL LOW/MOD CREDIT (SUM, LINES 17-20)	1,164,264.49
22 PERCENT LOW/MOD CREDIT (LINE 21/LINE 11)	100.00%

LOW/MOD BENEFIT FOR MULTI-YEAR CERTIFICATIONS

23 PROGRAM YEARS(PY) COVERED IN CERTIFICATION	PY: 2022 PY: PY:
24 CUMULATIVE NET EXPENDITURES SUBJECT TO LOW/MOD BENEFIT CALCULATION	1,164,264.49
25 CUMULATIVE EXPENDITURES BENEFITING LOW/MOD PERSONS	1,164,264.49
26 PERCENT BENEFIT TO LOW/MOD PERSONS (LINE 25/LINE 24)	100.00%

PART IV: PUBLIC SERVICE (PS) CAP CALCULATIONS

27 DISBURSED IN IDIS FOR PUBLIC SERVICES	239,154.74
28 PS UNLIQUIDATED OBLIGATIONS AT END OF CURRENT PROGRAM YEAR	0.00
29 PS UNLIQUIDATED OBLIGATIONS AT END OF PREVIOUS PROGRAM YEAR	50,000.00
30 ADJUSTMENT TO COMPUTE TOTAL PS OBLIGATIONS	0.00
31 TOTAL PS OBLIGATIONS (LINE 27 + LINE 28 - LINE 29 + LINE 30)	189,154.74
32 ENTITLEMENT GRANT	1,645,428.00
33 PRIOR YEAR PROGRAM INCOME	0.00
34 ADJUSTMENT TO COMPUTE TOTAL SUBJECT TO PS CAP	0.00
35 TOTAL SUBJECT TO PS CAP (SUM, LINES 32-34)	1,645,428.00
36 PERCENT FUNDS OBLIGATED FOR PS ACTIVITIES (LINE 31/LINE 35)	11.50%

PART V: PLANNING AND ADMINISTRATION (PA) CAP

37 DISBURSED IN IDIS FOR PLANNING/ADMINISTRATION	290,707.68
38 PA UNLIQUIDATED OBLIGATIONS AT END OF CURRENT PROGRAM YEAR	0.00
39 PA UNLIQUIDATED OBLIGATIONS AT END OF PREVIOUS PROGRAM YEAR	0.00
40 ADJUSTMENT TO COMPUTE TOTAL PA OBLIGATIONS	0.00
41 TOTAL PA OBLIGATIONS (LINE 37 + LINE 38 - LINE 39 + LINE 40)	290,707.68
42 ENTITLEMENT GRANT	1,645,428.00
43 CURRENT YEAR PROGRAM INCOME	32.32
44 ADJUSTMENT TO COMPUTE TOTAL SUBJECT TO PA CAP	0.00
45 TOTAL SUBJECT TO PA CAP (SUM, LINES 42-44)	1,645,460.32
46 PERCENT FUNDS OBLIGATED FOR PA ACTIVITIES (LINE 41/LINE 45)	17.67%



Office of Community Planning and Development
U.S. Department of Housing and Urban Development
Integrated Disbursement and Information System
PR26 - CDBG Financial Summary Report
Program Year 2022
HENRICO COUNTY , VA

DATE: 12-13-23
TIME: 11:41
PAGE: 2

LINE 17 DETAIL: ACTIVITIES TO CONSIDER IN DETERMINING THE AMOUNT TO ENTER ON LINE 17

No data returned for this view. This might be because the applied filter excludes all data.

LINE 18 DETAIL: ACTIVITIES TO CONSIDER IN DETERMINING THE AMOUNT TO ENTER ON LINE 18

No data returned for this view. This might be because the applied filter excludes all data.

LINE 19 DETAIL: ACTIVITIES INCLUDED IN THE COMPUTATION OF LINE 19

Plan Year	IDIS Project	IDIS Activity	Voucher Number	Activity Name	Matrix Code	National Objective	Drawn Amount
2020	17	1353	6755004	Bus Stop Shelters	03K	LMA	\$11,725.00
					03K	Matrix Code	\$11,725.00
2021	14	1410	6699834	Central Virginia Legal Aid Society Housing Law Outreach & Assistance	05C	LMC	\$50,000.00
					05C	Matrix Code	\$50,000.00
2022	5	1433	6702754	CONNECT Program	05D	LMC	\$874.00
2022	5	1433	6711605	CONNECT Program	05D	LMC	\$3,728.81
2022	5	1433	6720685	CONNECT Program	05D	LMC	\$25,559.19
2022	5	1433	6730017	CONNECT Program	05D	LMC	\$17,024.46
2022	5	1433	6740969	CONNECT Program	05D	LMC	\$18,033.47
2022	5	1433	6755010	CONNECT Program	05D	LMC	\$25,150.35
2022	5	1433	6765305	CONNECT Program	05D	LMC	\$20,178.75
2022	5	1433	6778675	CONNECT Program	05D	LMC	\$22,287.63
2022	5	1433	6789140	CONNECT Program	05D	LMC	\$21,255.94
2022	5	1433	6799901	CONNECT Program	05D	LMC	\$15,407.40
					05D	Matrix Code	\$169,500.00
2022	11	1438	6741072	Commonwealth Catholic Charities Homeless Diversion & Prevention	05Q	LMC	\$5,217.16
2022	11	1438	6755122	Commonwealth Catholic Charities Homeless Diversion & Prevention	05Q	LMC	\$714.71
2022	11	1438	6765321	Commonwealth Catholic Charities Homeless Diversion & Prevention	05Q	LMC	\$7,810.01
2022	11	1438	6778689	Commonwealth Catholic Charities Homeless Diversion & Prevention	05Q	LMC	\$405.78
2022	11	1438	6789132	Commonwealth Catholic Charities Homeless Diversion & Prevention	05Q	LMC	\$306.02
2022	11	1438	6799906	Commonwealth Catholic Charities Homeless Diversion & Prevention	05Q	LMC	\$306.02
2022	11	1438	6812601	Commonwealth Catholic Charities Homeless Diversion & Prevention	05Q	LMC	\$2,806.01
2022	11	1438	6825555	Commonwealth Catholic Charities Homeless Diversion & Prevention	05Q	LMC	\$1,630.02
2022	11	1438	6829412	Commonwealth Catholic Charities Homeless Diversion & Prevention	05Q	LMC	\$459.01
					05Q	Matrix Code	\$19,654.74
2021	8	1406	6691245	HOME Inc. Down Payment Assistance	13A	LMH	\$2,750.00
					13A	Matrix Code	\$2,750.00
2021	7	1405	6740962	RMHFH Critical Home Repair	14A	LMH	\$1,700.00
2022	6	1434	6720686	project: HOMES Homeowner Rehabilitation Program	14A	LMH	\$6,250.00
2022	6	1434	6755011	project: HOMES Homeowner Rehabilitation Program	14A	LMH	\$65,000.00
2022	6	1434	6765307	project: HOMES Homeowner Rehabilitation Program	14A	LMH	\$13,000.00
2022	6	1434	6778676	project: HOMES Homeowner Rehabilitation Program	14A	LMH	\$6,500.00
2022	6	1434	6789141	project: HOMES Homeowner Rehabilitation Program	14A	LMH	\$13,000.00
2022	6	1434	6799909	project: HOMES Homeowner Rehabilitation Program	14A	LMH	\$13,000.00
2022	6	1434	6829414	project: HOMES Homeowner Rehabilitation Program	14A	LMH	\$11,685.00
2022	7	1435	6720688	project:HOMES Critical Home Repair Program	14A	LMH	\$48,690.00
2022	7	1435	6730263	project:HOMES Critical Home Repair Program	14A	LMH	\$56,104.33
2022	7	1435	6755013	project:HOMES Critical Home Repair Program	14A	LMH	\$34,106.00
2022	7	1435	6765342	project:HOMES Critical Home Repair Program	14A	LMH	\$11,103.00
2022	7	1435	6778685	project:HOMES Critical Home Repair Program	14A	LMH	\$45,160.00
2022	7	1435	6789142	project:HOMES Critical Home Repair Program	14A	LMH	\$56,365.00
2022	7	1435	6812597	project:HOMES Critical Home Repair Program	14A	LMH	\$71,310.00
2022	7	1435	6825552	project:HOMES Critical Home Repair Program	14A	LMH	\$253,959.00
2022	7	1436	6789145	RMHFH Critical Home Repair	14A	LMH	\$6,230.00
2022	7	1436	6812598	RMHFH Critical Home Repair	14A	LMH	\$7,452.92
2022	7	1436	6812600	RMHFH Critical Home Repair	14A	LMH	\$12,227.68
2022	7	1436	6825553	RMHFH Critical Home Repair	14A	LMH	\$21,095.00
					14A	Matrix Code	\$753,937.93
2021	9	1407	6691246	Southside Community Development & Housing Corp. Down Payment Assistance	14K	LMH	\$2,500.00



Office of Community Planning and Development
U.S. Department of Housing and Urban Development
Integrated Disbursement and Information System
PR26 - CDBG Financial Summary Report
Program Year 2022
HENRICO COUNTY , VA

DATE: 12-13-23
TIME: 11:41
PAGE: 3

Plan Year	IDIS Project	IDIS Activity	Voucher Number	Activity Name	Matrix Code	National Objective	Drawn Amount
2019	39	1447	6789194	LISC Small Business Transformation Grants	14K	Matrix Code	\$2,500.00
2020	4	1341	6741074	Commercial Assistance Program	18B	LMA	\$853.75
2020	4	1341	6778649	Commercial Assistance Program	18B	LMJ	\$705.47
2020	4	1341	6789130	Commercial Assistance Program	18B	LMJ	\$1,229.58
2020	4	1341	6799891	Commercial Assistance Program	18B	LMJ	\$1,761.17
2020	5	1342	6699802	Enterprise Zone Design Assistance	18B	LMJ	\$775.08
2020	5	1342	6765285	Enterprise Zone Design Assistance	18B	LMJ	\$6,000.00
2020	5	1342	6778653	Enterprise Zone Design Assistance	18B	LMJ	\$3,000.00
2020	5	1342	6825548	Enterprise Zone Design Assistance	18B	LMJ	\$3,000.00
2021	3	1392	6765299	Commercial Assistance Program	18B	LMJ	\$5,494.21
2021	3	1392	6778662	Commercial Assistance Program	18B	LMJ	\$5,475.37
2022	3	1431	6702752	Commercial Assistance Program	18B	LMJ	\$9,259.10
2022	3	1431	6711604	Commercial Assistance Program	18B	LMJ	\$9,119.67
2022	3	1431	6720683	Commercial Assistance Program	18B	LMJ	\$8,696.44
2022	3	1431	6730016	Commercial Assistance Program	18B	LMJ	\$8,678.29
2022	3	1431	6740968	Commercial Assistance Program	18B	LMJ	\$8,426.22
2022	3	1431	6755009	Commercial Assistance Program	18B	LMJ	\$11,308.75
2022	3	1431	6765303	Commercial Assistance Program	18B	LMJ	\$6,708.81
2022	3	1431	6778674	Commercial Assistance Program	18B	LMJ	\$6,683.80
2022	3	1431	6789139	Commercial Assistance Program	18B	LMJ	\$12,359.88
2022	3	1431	6799899	Commercial Assistance Program	18B	LMJ	\$11,175.19
2022	3	1431	6812596	Commercial Assistance Program	18B	LMJ	\$12,757.17
2022	3	1431	6825551	Commercial Assistance Program	18B	LMJ	\$16,815.99
2022	3	1431	6829415	Commercial Assistance Program	18B	LMJ	\$912.88
Total					18B	Matrix Code	\$154,196.82
							\$1,164,264.49

LINE 27 DETAIL: ACTIVITIES INCLUDED IN THE COMPUTATION OF LINE 27

Plan Year	IDIS Project	IDIS Activity	Voucher Number	Activity to prevent, prepare for, and respond to Coronavirus	Activity Name	Grant Number	Fund Type	Matrix Code	National Objective	Drawn Amount
2021	14	1410	6699834	No	Central Virginia Legal Aid Society Housing Law Outreach & Assistance	B21UC510003	EN	05C	LMC	\$50,000.00
2022	5	1433	6702754	No	CONNECT Program	B22UC510003	EN	05D	Matrix Code	\$50,000.00
2022	5	1433	6711605	No	CONNECT Program	B22UC510003	EN	05D	LMC	\$874.00
2022	5	1433	6720685	No	CONNECT Program	B22UC510003	EN	05D	LMC	\$3,728.81
2022	5	1433	6730017	No	CONNECT Program	B22UC510003	EN	05D	LMC	\$25,559.19
2022	5	1433	6740969	No	CONNECT Program	B22UC510003	EN	05D	LMC	\$17,024.46
2022	5	1433	6755010	No	CONNECT Program	B22UC510003	EN	05D	LMC	\$18,033.47
2022	5	1433	6765305	No	CONNECT Program	B16UC510003	EN	05D	LMC	\$25,150.35
2022	5	1433	6778675	No	CONNECT Program	B16UC510003	EN	05D	LMC	\$20,178.75
2022	5	1433	6789140	No	CONNECT Program	B16UC510003	EN	05D	LMC	\$22,287.63
2022	5	1433	6789140	No	CONNECT Program	B22UC510003	EN	05D	LMC	\$21,255.94
2022	5	1433	6799901	No	CONNECT Program	B22UC510003	EN	05D	LMC	\$15,407.40
2022	11	1438	6741072	No	Commonwealth Catholic Charities Homeless Diversion & Prevention	B21UC510003	EN	05D	Matrix Code	\$169,500.00
2022	11	1438	6755122	No	Commonwealth Catholic Charities Homeless Diversion & Prevention	B21UC510003	EN	05Q	LMC	\$5,217.16
2022	11	1438	6755122	No	Commonwealth Catholic Charities Homeless Diversion & Prevention	B22UC510003	EN	05Q	LMC	\$164.41
2022	11	1438	6765321	No	Commonwealth Catholic Charities Homeless Diversion & Prevention	B22UC510003	EN	05Q	LMC	\$550.30
2022	11	1438	6778689	No	Commonwealth Catholic Charities Homeless Diversion & Prevention	B22UC510003	EN	05Q	LMC	\$7,810.01
2022	11	1438	6789132	No	Commonwealth Catholic Charities Homeless Diversion & Prevention	B22UC510003	EN	05Q	LMC	\$405.78
2022	11	1438	6789132	No	Commonwealth Catholic Charities Homeless Diversion & Prevention	B22UC510003	EN	05Q	LMC	\$306.02
2022	11	1438	6799906	No	Commonwealth Catholic Charities Homeless Diversion & Prevention	B22UC510003	EN	05Q	LMC	\$306.02
2022	11	1438	6812601	No	Commonwealth Catholic Charities Homeless Diversion & Prevention	B22UC510003	EN	05Q	LMC	\$306.02
2022	11	1438	6825555	No	Commonwealth Catholic Charities Homeless Diversion & Prevention	B22UC510003	EN	05Q	LMC	\$2,806.01
2022	11	1438	6825555	No	Commonwealth Catholic Charities Homeless Diversion & Prevention	B22UC510003	EN	05Q	LMC	\$1,630.02
2022	11	1438	6829412	No	Commonwealth Catholic Charities Homeless Diversion & Prevention	B22UC510003	EN	05Q	LMC	\$459.01
								05Q	Matrix Code	\$19,654.74
Total					No	Activity to prevent, prepare for, and respond to Coronavirus				\$239,154.74
										\$239,154.74

LINE 37 DETAIL: ACTIVITIES INCLUDED IN THE COMPUTATION OF LINE 37

Plan Year	IDIS Project	IDIS Activity	Voucher Number	Activity Name	Matrix Code	National Objective	Drawn Amount
2022	1	1430	6702750	CDBG Administration	21A		\$20,112.80
2022	1	1430	6711603	CDBG Administration	21A		\$23,431.54
2022	1	1430	6720678	CDBG Administration	21A		\$21,415.42



Office of Community Planning and Development
U.S. Department of Housing and Urban Development
Integrated Disbursement and Information System
PR26 - CDBG Financial Summary Report
Program Year 2022
HENRICO COUNTY , VA

Plan Year	IDIS Project	IDIS Activity	Voucher Number	Activity Name	Matrix Code	National Objective	Drawn Amount
2022	1	1430	6730015	CDBG Administration	21A		\$21,827.94
2022	1	1430	6740964	CDBG Administration	21A		\$24,241.22
2022	1	1430	6755008	CDBG Administration	21A		\$30,491.51
2022	1	1430	6765302	CDBG Administration	21A		\$20,890.73
2022	1	1430	6778672	CDBG Administration	21A		\$25,580.06
2022	1	1430	6789136	CDBG Administration	21A		\$22,097.91
2022	1	1430	6799897	CDBG Administration	21A		\$25,407.86
2022	1	1430	6812595	CDBG Administration	21A		\$22,871.80
2022	1	1430	6825550	CDBG Administration	21A		\$32,338.89
Total					21A	Matrix Code	\$290,707.68
							\$290,707.68



U.S. Department of Housing and Urban Development
Office of Community Planning and Development
Integrated Disbursement and Information System
CDBG Activity Summary Report (GPR) for Program Year 2022
HENRICO COUNTY

Date: 30-Nov-2023
Time: 12:25
Page: 1

PGM Year:	2018				
Project:	0016 - Laburnum Gateway Street Lighting				
IDIS Activity:	1246 - Laburnum Gateway Street Lighting				
Status:	Completed 10/31/2022 12:00:00 AM	Objective:	Create suitable living environments		
Location:	401 E Laburnum Ave Richmond, VA 23222-2120	Outcome:	Availability/accessibility		
		Matrix Code:	Street Improvements (03K)	National Objective:	LMA

Activity to prevent, prepare for, and respond to Coronavirus: No

Initial Funding Date: 10/26/2018

Description:

Provides funds for enhanced street lighting in the Laburnum Gateway Revitalization Area.

Financing

	Fund Type	Grant Year	Grant	Funded Amount	Drawn In Program Year	Drawn Thru Program Year
CDBG	EN	2018	B18UC510003	\$100,000.00	\$0.00	\$100,000.00
Total	Total			\$100,000.00	\$0.00	\$100,000.00

Proposed Accomplishments

People (General) : 2,500

Total Population in Service Area: 3,210

Census Tract Percent Low / Mod: 83.18

Annual Accomplishments

Years	Accomplishment Narrative	# Benefitting
2020	This project provided funding for the installation of improved street lighting in the area of Laburnum Avenue and Delmont Street by Dominion Virginia Power.	



U.S. Department of Housing and Urban Development
Office of Community Planning and Development
Integrated Disbursement and Information System
CDBG Activity Summary Report (GPR) for Program Year 2022
HENRICO COUNTY

Date: 30-Nov-2023
Time: 12:25
Page: 2

PGM Year:	2019					
Project:	0018 - CV-OAR of Richmond Re-entry Program					
IDIS Activity:	1321 - OAR of Richmond Reentry Housing and Support Program CDBG-CV					
Status:	Open	Objective:	Provide decent affordable housing			
Location:	3111 W Clay St Richmond, VA 23230-4703	Outcome:	Affordability			
		Matrix Code:	Subsistence Payment (05Q)		National Objective:	LMC

Activity to prevent, prepare for, and respond to Coronavirus: Yes

Initial Funding Date: 06/12/2020

Description:

Provide rental assistance to individuals released from jail/prison due to coronavirus who are homeless or facing homelessness.

Financing

	Fund Type	Grant Year	Grant	Funded Amount	Drawn In Program Year	Drawn Thru Program Year
CDBG	EN	2020	B20UW510003	\$130,000.00	\$37,384.00	\$125,162.92
Total	Total			\$130,000.00	\$37,384.00	\$125,162.92

Proposed Accomplishments

People (General) : 65

Actual Accomplishments

Number assisted:

	Owner		Renter		Total		Person	
	Total	Hispanic	Total	Hispanic	Total	Hispanic	Total	Hispanic
White:	0	0	0	0	0	0	13	0
Black/African American:	0	0	0	0	0	0	42	0
Asian:	0	0	0	0	0	0	0	0
American Indian/Alaskan Native:	0	0	0	0	0	0	0	0
Native Hawaiian/Other Pacific Islander:	0	0	0	0	0	0	0	0
American Indian/Alaskan Native & White:	0	0	0	0	0	0	0	0
Asian White:	0	0	0	0	0	0	0	0
Black/African American & White:	0	0	0	0	0	0	0	0
American Indian/Alaskan Native & Black/African American:	0	0	0	0	0	0	0	0
Other multi-racial:	0	0	0	0	0	0	0	0
Asian/Pacific Islander:	0	0	0	0	0	0	0	0
Hispanic:	0	0	0	0	0	0	0	0
Total:	0	0	0	0	0	0	55	0



U.S. Department of Housing and Urban Development
Office of Community Planning and Development
Integrated Disbursement and Information System
CDBG Activity Summary Report (GPR) for Program Year 2022
HENRICO COUNTY

Date: 30-Nov-2023
Time: 12:25
Page: 3

Female-headed Households: 0 0 0

Income Category:

	Owner	Renter	Total	Person
Extremely Low	0	0	0	38
Low Mod	0	0	0	15
Moderate	0	0	0	2
Non Low Moderate	0	0	0	0
Total	0	0	0	55
Percent Low/Mod				100.0%

Annual Accomplishments

Years	Accomplishment Narrative	# Benefitting
2019	OAR provided rental assistance to 55 individuals being released from Henrico County jails. The majority of these individuals had COVID-19 when released; others had exposures and had to quarantine when released. All had were housed to prevent homelessness upon re-entry.	



U.S. Department of Housing and Urban Development
Office of Community Planning and Development
Integrated Disbursement and Information System
CDBG Activity Summary Report (GPR) for Program Year 2022
HENRICO COUNTY

Date: 30-Nov-2023
Time: 12:25
Page: 4

PGM Year: 2019
Project: 0028 - CV-Program Administration (CDBG)
IDIS Activity: 1329 - CDBG-CV Program Administration

Status: Open
Location: ,

Objective:
Outcome:
Matrix Code: General Program Administration (21A) **National Objective:**

Activity to prevent, prepare for, and respond to Coronavirus: Yes

Initial Funding Date: 06/12/2020

Description:

Provides funds for administration of CDBG-CV programs by Henrico Community Revitalization, Mental Health, and/or Social Services.

Financing

	Fund Type	Grant Year	Grant	Funded Amount	Drawn In Program Year	Drawn Thru Program Year
CDBG	EN	2020	B20UW510003	\$46,678.00	\$22,479.78	\$38,337.33
Total	Total			\$46,678.00	\$22,479.78	\$38,337.33

Proposed Accomplishments

Actual Accomplishments

Number assisted:

	Owner		Renter		Total		Person	
	Total	Hispanic	Total	Hispanic	Total	Hispanic	Total	Hispanic
White:					0	0		
Black/African American:					0	0		
Asian:					0	0		
American Indian/Alaskan Native:					0	0		
Native Hawaiian/Other Pacific Islander:					0	0		
American Indian/Alaskan Native & White:					0	0		
Asian White:					0	0		
Black/African American & White:					0	0		
American Indian/Alaskan Native & Black/African American:					0	0		
Other multi-racial:					0	0		
Asian/Pacific Islander:					0	0		
Hispanic:					0	0		
Total:	0	0	0	0	0	0	0	0

Female-headed Households:

0



U.S. Department of Housing and Urban Development
Office of Community Planning and Development
Integrated Disbursement and Information System
CDBG Activity Summary Report (GPR) for Program Year 2022
HENRICO COUNTY

Date: 30-Nov-2023

Time: 12:25

Page: 5

Income Category:

	Owner	Renter	Total	Person
Extremely Low			0	
Low Mod			0	
Moderate			0	
Non Low Moderate			0	
Total	0	0	0	0
Percent Low/Mod				

Annual Accomplishments

No data returned for this view. This might be because the applied filter excludes all data.



U.S. Department of Housing and Urban Development
Office of Community Planning and Development
Integrated Disbursement and Information System
CDBG Activity Summary Report (GPR) for Program Year 2022
HENRICO COUNTY

Date: 30-Nov-2023
Time: 12:25
Page: 6

PGM Year:	2019		
Project:	0022 - CV-Virginia LISC - Micro Enterprise Relief Program		
IDIS Activity:	1330 - Virginia LISC Microenterprise Business Relief Program - CDBG-CV		
Status:	Completed 9/30/2022 12:00:00 AM	Objective:	Create economic opportunities
Location:	413 Stuart Cir Richmond, VA 23220-3741	Outcome:	Availability/accessibility
		Matrix Code:	Micro-Enterprise Assistance (18C)
		National Objective:	LMCMC

Activity to prevent, prepare for, and respond to Coronavirus: Yes

Initial Funding Date: 06/15/2020

Description:

Provides grants to microenterprises who have been impacted by COVID-19.

Financing

	Fund Type	Grant Year	Grant	Funded Amount	Drawn In Program Year	Drawn Thru Program Year
CDBG	EN	2020	B20UW510003	\$382,400.00	\$40,400.00	\$382,400.00
Total	Total			\$382,400.00	\$40,400.00	\$382,400.00

Proposed Accomplishments

Businesses : 24

Actual Accomplishments

Number assisted:

	Owner		Renter		Total		Person	
	Total	Hispanic	Total	Hispanic	Total	Hispanic	Total	Hispanic
White:	0	0	0	0	0	0	6	0
Black/African American:	0	0	0	0	0	0	13	0
Asian:	0	0	0	0	0	0	7	0
American Indian/Alaskan Native:	0	0	0	0	0	0	2	0
Native Hawaiian/Other Pacific Islander:	0	0	0	0	0	0	0	0
American Indian/Alaskan Native & White:	0	0	0	0	0	0	0	0
Asian White:	0	0	0	0	0	0	0	0
Black/African American & White:	0	0	0	0	0	0	1	0
American Indian/Alaskan Native & Black/African American:	0	0	0	0	0	0	0	0
Other multi-racial:	0	0	0	0	0	0	2	0
Asian/Pacific Islander:	0	0	0	0	0	0	0	0
Hispanic:	0	0	0	0	0	0	0	0
Total:	0	0	0	0	0	0	31	0



U.S. Department of Housing and Urban Development
Office of Community Planning and Development
Integrated Disbursement and Information System
CDBG Activity Summary Report (GPR) for Program Year 2022
HENRICO COUNTY

Date: 30-Nov-2023
Time: 12:25
Page: 7

Female-headed Households: 0 0 0

Income Category:

	Owner	Renter	Total	Person
Extremely Low	0	0	0	8
Low Mod	0	0	0	4
Moderate	0	0	0	19
Non Low Moderate	0	0	0	0
Total	0	0	0	31
Percent Low/Mod				100.0%

Annual Accomplishments

Years	Accomplishment Narrative	# Benefitting
2019	LISC provided grants to 31 microenterprise businesses to assist with business disruptions due to COVID-19.	



U.S. Department of Housing and Urban Development
Office of Community Planning and Development
Integrated Disbursement and Information System
CDBG Activity Summary Report (GPR) for Program Year 2022
HENRICO COUNTY

Date: 30-Nov-2023
Time: 12:25
Page: 8

PGM Year: 2020
Project: 0004 - Commercial Assistance
IDIS Activity: 1341 - Commercial Assistance Program
Status: Completed 9/30/2021 12:00:00 AM
Location: 4905 Dickens Rd Ste 200 Suite 200 Richmond, VA 23230-1953
Objective: Create economic opportunities
Outcome: Availability/accessibility
Matrix Code: ED Technical Assistance (18B)
National Objective: LMJ

Activity to prevent, prepare for, and respond to Coronavirus: No

Initial Funding Date: 11/06/2020

Description:

Provide funds for administration of the County' Enterprise Zone and other economic development activities.

Financing

	Fund Type	Grant Year	Grant	Funded Amount	Drawn In Program Year	Drawn Thru Program Year
CDBG	EN	2016	B16UC510003	\$1,229.58	\$1,229.58	\$1,229.58
		2020	B20UC510003	\$194,884.77	\$3,241.72	\$194,884.77
Total	Total			\$196,114.35	\$4,471.30	\$196,114.35

Proposed Accomplishments

Jobs : 6

Actual Accomplishments

Number assisted:

	Owner		Renter		Total		Person	
	Total	Hispanic	Total	Hispanic	Total	Hispanic	Total	Hispanic
White:	0	0	0	0	0	0	1	0
Black/African American:	0	0	0	0	0	0	5	0
Asian:	0	0	0	0	0	0	0	0
American Indian/Alaskan Native:	0	0	0	0	0	0	0	0
Native Hawaiian/Other Pacific Islander:	0	0	0	0	0	0	0	0
American Indian/Alaskan Native & White:	0	0	0	0	0	0	0	0
Asian White:	0	0	0	0	0	0	0	0
Black/African American & White:	0	0	0	0	0	0	0	0
American Indian/Alaskan Native & Black/African American:	0	0	0	0	0	0	0	0
Other multi-racial:	0	0	0	0	0	0	0	0
Asian/Pacific Islander:	0	0	0	0	0	0	0	0
Hispanic:	0	0	0	0	0	0	0	0



U.S. Department of Housing and Urban Development
Office of Community Planning and Development
Integrated Disbursement and Information System
CDBG Activity Summary Report (GPR) for Program Year 2022
HENRICO COUNTY

Date: 30-Nov-2023
Time: 12:25
Page: 9

Total: 0 0 0 0 0 0 6 0

Female-headed Households: 0 0 0 0

Income Category:

	Owner	Renter	Total	Person
Extremely Low	0	0	0	0
Low Mod	0	0	0	0
Moderate	0	0	0	6
Non Low Moderate	0	0	0	0
Total	0	0	0	6
Percent Low/Mod				100.0%

Annual Accomplishments

Years	Accomplishment Narrative	# Benefitting
2020	A business assisted through the Henrico County Enterprise Zone program created jobs that were filled by low-income employees. This was a new location for an existing business that expanded operations.	



U.S. Department of Housing and Urban Development
Office of Community Planning and Development
Integrated Disbursement and Information System
CDBG Activity Summary Report (GPR) for Program Year 2022
HENRICO COUNTY

Date: 30-Nov-2023
Time: 12:25
Page: 10

PGM Year:	2020				
Project:	0005 - Enterprise Zone Design Assistance				
IDIS Activity:	1342 - Enterprise Zone Design Assistance				
Status:	Open	Objective:	Create economic opportunities		
Location:	4905 Dickens Rd Ste 200 Suite 200 Richmond, VA 23230-1953	Outcome:	Availability/accessibility		
		Matrix Code:	ED Technical Assistance (18B)		
			National Objective:	LMJ	

Activity to prevent, prepare for, and respond to Coronavirus: No

Initial Funding Date: 11/09/2020

Description:

Provides funds for architectural assistance for businesses and commercial property owners in the County's Enterprise Zones.

Financing

	Fund Type	Grant Year	Grant	Funded Amount	Drawn In Program Year	Drawn Thru Program Year
CDBG	EN	2016	B16UC510003	\$3,000.00	\$0.00	\$3,000.00
		2020	B20UC510003	\$48,000.00	\$15,000.00	\$39,000.00
Total	Total			\$51,000.00	\$15,000.00	\$42,000.00

Proposed Accomplishments

Jobs : 2

Actual Accomplishments

Number assisted:

	Owner		Renter		Total		Person	
	Total	Hispanic	Total	Hispanic	Total	Hispanic	Total	Hispanic
White:	0	0	0	0	0	0		0
Black/African American:	0	0	0	0	0	0	2	0
Asian:	0	0	0	0	0	0	0	0
American Indian/Alaskan Native:	0	0	0	0	0	0	0	0
Native Hawaiian/Other Pacific Islander:	0	0	0	0	0	0	0	0
American Indian/Alaskan Native & White:	0	0	0	0	0	0	0	0
Asian White:	0	0	0	0	0	0	0	0
Black/African American & White:	0	0	0	0	0	0	0	0
American Indian/Alaskan Native & Black/African American:	0	0	0	0	0	0	0	0
Other multi-racial:	0	0	0	0	0	0	0	0
Asian/Pacific Islander:	0	0	0	0	0	0	0	0
Hispanic:	0	0	0	0	0	0	0	0



U.S. Department of Housing and Urban Development
 Office of Community Planning and Development
 Integrated Disbursement and Information System
 CDBG Activity Summary Report (GPR) for Program Year 2022
 HENRICO COUNTY

Date: 30-Nov-2023
 Time: 12:25
 Page: 11

Total: 0 0 0 0 0 0 2 0

Female-headed Households: 0 0 0 0

Income Category:

	Owner	Renter	Total	Person
Extremely Low	0	0	0	0
Low Mod	0	0	0	1
Moderate	0	0	0	1
Non Low Moderate	0	0	0	0
Total	0	0	0	2
Percent Low/Mod				100.0%

Annual Accomplishments

Years	Accomplishment Narrative	# Benefitting
2020	Two part time jobs were created for low- or moderate-income individuals.	



U.S. Department of Housing and Urban Development
Office of Community Planning and Development
Integrated Disbursement and Information System
CDBG Activity Summary Report (GPR) for Program Year 2022
HENRICO COUNTY

Date: 30-Nov-2023
Time: 12:25
Page: 12

PGM Year:	2020				
Project:	0017 - Bus Stop Shelters				
IDIS Activity:	1353 - Bus Stop Shelters				
Status:	Completed 1/31/2023 12:00:00 AM	Objective:	Create suitable living environments		
Location:	4305 E Parham Rd Henrico, VA 23228-2745	Outcome:	Availability/accessibility		
		Matrix Code:	Street Improvements (03K)	National Objective:	LMA

Activity to prevent, prepare for, and respond to Coronavirus: No

Initial Funding Date: 11/05/2021

Description:

Provide funds towards construction of 2-4 bus stop shelters at high use bus stops in low-income areas.

Financing

	Fund Type	Grant Year	Grant	Funded Amount	Drawn In Program Year	Drawn Thru Program Year
CDBG	EN	2020	B20UC510003	\$40,000.00	\$11,725.00	\$40,000.00
Total	Total			\$40,000.00	\$11,725.00	\$40,000.00

Proposed Accomplishments

People (General) : 1,000

Total Population in Service Area: 2,605

Census Tract Percent Low / Mod: 66.22

Annual Accomplishments

Years	Accomplishment Narrative	# Benefitting
2020	Due to increased costs, only two of four planned shelters were able to be installed. One was installed on Laburnum Avenue near White Oak Village, the other a few miles north on Laburnum at Pointe at River City Apartments. Both shelters are at stops that are among the highest boardings and are in low-income areas. The bus stop shelters were completed and put into use in early January 2023 following months of delays related to supply chain issues and labor shortages.	



U.S. Department of Housing and Urban Development
Office of Community Planning and Development
Integrated Disbursement and Information System
CDBG Activity Summary Report (GPR) for Program Year 2022
HENRICO COUNTY

Date: 30-Nov-2023
Time: 12:25
Page: 13

PGM Year: 2020
Project: 0019 - Virginia Supportive Housing Cool Lane Apts
IDIS Activity: 1355 - Virginia Supportive Housing Cool Lane Apartments

Status: Open
Location: 1900 Cool Ln Richmond, VA 23223-3912

Objective: Provide decent affordable housing
Outcome: Availability/accessibility
Matrix Code: Rehab; Multi-Unit Residential (14B)

National Objective: LMH

Activity to prevent, prepare for, and respond to Coronavirus: No

Initial Funding Date: 10/12/2022

Description:

Provide funds to Virginia Supportive Housing towards rehabilitation costs at Cool Lane Apartments.
This activity will convert a former vacant nursing home into 86 units of permanent supportive housing.

Financing

	Fund Type	Grant Year	Grant	Funded Amount	Drawn In Program Year	Drawn Thru Program Year
CDBG	EN	2019	B19UC510003	\$250,000.00	\$0.00	\$250,000.00
		2020	B20UC510003	\$150,000.00	\$0.00	\$150,000.00
Total	Total			\$400,000.00	\$0.00	\$400,000.00

Proposed Accomplishments

Housing Units : 86

Actual Accomplishments

Number assisted:

	Owner		Renter		Total		Person	
	Total	Hispanic	Total	Hispanic	Total	Hispanic	Total	Hispanic
White:	0	0	0	0	0	0		0
Black/African American:	0	0	0	0	0	0	0	0
Asian:	0	0	0	0	0	0	0	0
American Indian/Alaskan Native:	0	0	0	0	0	0	0	0
Native Hawaiian/Other Pacific Islander:	0	0	0	0	0	0	0	0
American Indian/Alaskan Native & White:	0	0	0	0	0	0	0	0
Asian White:	0	0	0	0	0	0	0	0
Black/African American & White:	0	0	0	0	0	0	0	0
American Indian/Alaskan Native & Black/African American:	0	0	0	0	0	0	0	0
Other multi-racial:	0	0	0	0	0	0	0	0
Asian/Pacific Islander:	0	0	0	0	0	0	0	0



U.S. Department of Housing and Urban Development
Office of Community Planning and Development
Integrated Disbursement and Information System
CDBG Activity Summary Report (GPR) for Program Year 2022
HENRICO COUNTY

Date: 30-Nov-2023
Time: 12:25
Page: 14

Hispanic:	0	0	0	0	0	0	0	0
Total:	0	0	0	0	0	0	0	0

Female-headed Households:	0	0	0
---------------------------	---	---	---

Income Category:

	Owner	Renter	Total	Person
Extremely Low	0	0	0	0
Low Mod	0	0	0	0
Moderate	0	0	0	0
Non Low Moderate	0	0	0	0
Total	0	0	0	0

Percent Low/Mod

Annual Accomplishments

Years	Accomplishment Narrative	# Benefitting
2020		



U.S. Department of Housing and Urban Development
Office of Community Planning and Development
Integrated Disbursement and Information System
CDBG Activity Summary Report (GPR) for Program Year 2022
HENRICO COUNTY

Date: 30-Nov-2023
Time: 12:25
Page: 15

PGM Year: 2019
Project: 0038 - CDBG-CV COVID-19 Relief Programs
IDIS Activity: 1380 - HumanKind Workforce Support

Status: Completed 9/30/2023 12:00:00 AM
Location: 908 N Thompson St Richmond, VA 23230-4909

Objective: Create economic opportunities
Outcome: Availability/accessibility
Matrix Code: Employment Training (05H)

National Objective: LMC

Activity to prevent, prepare for, and respond to Coronavirus: Yes

Initial Funding Date: 08/12/2021

Description:

Provide funds to HumanKind to provide workforce development support to low-income individuals seeking employment due to the COVID-19 pandemic.

Financing

	Fund Type	Grant Year	Grant	Funded Amount	Drawn In Program Year	Drawn Thru Program Year
CDBG	EN	2020	B20UW510003	\$404,000.00	\$159,858.20	\$404,000.00
Total	Total			\$404,000.00	\$159,858.20	\$404,000.00

Proposed Accomplishments

People (General) : 500

Actual Accomplishments

Number assisted:

	Owner		Renter		Total		Person	
	Total	Hispanic	Total	Hispanic	Total	Hispanic	Total	Hispanic
White:	0	0	0	0	0	0	264	0
Black/African American:	0	0	0	0	0	0	1,348	0
Asian:	0	0	0	0	0	0	17	0
American Indian/Alaskan Native:	0	0	0	0	0	0	0	0
Native Hawaiian/Other Pacific Islander:	0	0	0	0	0	0	4	0
American Indian/Alaskan Native & White:	0	0	0	0	0	0	0	0
Asian White:	0	0	0	0	0	0	9	0
Black/African American & White:	0	0	0	0	0	0	11	0
American Indian/Alaskan Native & Black/African American:	0	0	0	0	0	0	8	0
Other multi-racial:	0	0	0	0	0	0	1,122	18
Asian/Pacific Islander:	0	0	0	0	0	0	0	0
Hispanic:	0	0	0	0	0	0	0	0
Total:	0	0	0	0	0	0	2,783	18



U.S. Department of Housing and Urban Development
Office of Community Planning and Development
Integrated Disbursement and Information System
CDBG Activity Summary Report (GPR) for Program Year 2022
HENRICO COUNTY

Date: 30-Nov-2023
Time: 12:25
Page: 16

Female-headed Households: 0 0 0

Income Category:

	Owner	Renter	Total	Person
Extremely Low	0	0	0	0
Low Mod	0	0	0	0
Moderate	0	0	0	2,783
Non Low Moderate	0	0	0	0
Total	0	0	0	2,783
Percent Low/Mod				100.0%

Annual Accomplishments

Years	Accomplishment Narrative	# Benefitting
2019	From May 1, 2021 through Sept 30, 2021, HumanKind interacted with 2,669 individuals at the two workforce development centers serving Henrico County. Of these, 785 were Henrico residents. HK is able to provide data on 2,585 of the persons served (198 names were removed from the list due to potential double-counting based on name spelling variations).	



U.S. Department of Housing and Urban Development
Office of Community Planning and Development
Integrated Disbursement and Information System
CDBG Activity Summary Report (GPR) for Program Year 2022
HENRICO COUNTY

Date: 30-Nov-2023
Time: 12:25
Page: 17

PGM Year: 2019
Project: 0038 - CDBG-CV COVID-19 Relief Programs
IDIS Activity: 1382 - Circle Center Adult Day Services - Air Purifiers and Cleaning Equipment
Status: Completed 1/31/2023 12:00:00 AM
Location: 4900 W Marshall St Richmond, VA 23230-3105
Objective: Create suitable living environments
Outcome: Availability/accessibility
Matrix Code: Senior Centers (03A)
National Objective: LMC

Activity to prevent, prepare for, and respond to Coronavirus: Yes

Initial Funding Date: 05/10/2021

Description:

Provide funds to Circle Center for cleaning supplies and equipment, PPE, and minor interior building modifications to respond to the COVID-19 pandemic.

Financing

	Fund Type	Grant Year	Grant	Funded Amount	Drawn In Program Year	Drawn Thru Program Year
CDBG	EN	2020	B20UW510003	\$32,000.00	\$10,000.00	\$32,000.00
Total	Total			\$32,000.00	\$10,000.00	\$32,000.00

Proposed Accomplishments

Public Facilities : 1

Actual Accomplishments

Number assisted:

	Owner		Renter		Total		Person	
	Total	Hispanic	Total	Hispanic	Total	Hispanic	Total	Hispanic
White:	0	0	0	0	0	0	34	0
Black/African American:	0	0	0	0	0	0	31	0
Asian:	0	0	0	0	0	0	0	0
American Indian/Alaskan Native:	0	0	0	0	0	0	0	0
Native Hawaiian/Other Pacific Islander:	0	0	0	0	0	0	0	0
American Indian/Alaskan Native & White:	0	0	0	0	0	0	0	0
Asian White:	0	0	0	0	0	0	0	0
Black/African American & White:	0	0	0	0	0	0	0	0
American Indian/Alaskan Native & Black/African American:	0	0	0	0	0	0	0	0
Other multi-racial:	0	0	0	0	0	0	0	0
Asian/Pacific Islander:	0	0	0	0	0	0	0	0
Hispanic:	0	0	0	0	0	0	0	0
Total:	0	0	0	0	0	0	65	0



U.S. Department of Housing and Urban Development
Office of Community Planning and Development
Integrated Disbursement and Information System
CDBG Activity Summary Report (GPR) for Program Year 2022
HENRICO COUNTY

Date: 30-Nov-2023

Time: 12:25

Page: 18

Female-headed Households: 0 0 0

Income Category:

	Owner	Renter	Total	Person
Extremely Low	0	0	0	27
Low Mod	0	0	0	19
Moderate	0	0	0	8
Non Low Moderate	0	0	0	11
Total	0	0	0	65
Percent Low/Mod				83.1%

Annual Accomplishments

Years	Accomplishment Narrative	# Benefitting
2019	Circle Center completed purchase of cleaning equipment, PPE, and other needs due to the COVID-19 pandemic.	



U.S. Department of Housing and Urban Development
Office of Community Planning and Development
Integrated Disbursement and Information System
CDBG Activity Summary Report (GPR) for Program Year 2022
HENRICO COUNTY

Date: 30-Nov-2023
Time: 12:25
Page: 19

PGM Year: 2021
Project: 0003 - Commercial Assistance Program
IDIS Activity: 1392 - Commercial Assistance Program

Status: Completed 9/30/2022 12:00:00 AM
Location: 4905 Dickens Rd Ste 200 Suite 200 Richmond, VA 23230-1953

Objective: Create economic opportunities
Outcome: Availability/accessibility
Matrix Code: ED Technical Assistance (18B)

National Objective: LMJ

Activity to prevent, prepare for, and respond to Coronavirus: No

Initial Funding Date: 11/05/2021

Description:

Financing

	Fund Type	Grant Year	Grant	Funded Amount	Drawn In Program Year	Drawn Thru Program Year
CDBG	EN	2016	B16UC510003	\$10,969.58	\$10,969.58	\$10,969.58
		2021	B21UC510003	\$178,217.86	\$0.00	\$178,217.86
Total	Total			\$189,187.44	\$10,969.58	\$189,187.44

Proposed Accomplishments

Jobs : 7

Actual Accomplishments

Number assisted:

	Owner		Renter		Total		Person	
	Total	Hispanic	Total	Hispanic	Total	Hispanic	Total	Hispanic
White:	0	0	0	0	0	0		0
Black/African American:	0	0	0	0	0	0	4	0
Asian:	0	0	0	0	0	0	1	0
American Indian/Alaskan Native:	0	0	0	0	0	0	0	0
Native Hawaiian/Other Pacific Islander:	0	0	0	0	0	0	0	0
American Indian/Alaskan Native & White:	0	0	0	0	0	0	0	0
Asian White:	0	0	0	0	0	0	0	0
Black/African American & White:	0	0	0	0	0	0	0	0
American Indian/Alaskan Native & Black/African American:	0	0	0	0	0	0	0	0
Other multi-racial:	0	0	0	0	0	0	1	0
Asian/Pacific Islander:	0	0	0	0	0	0	0	0
Hispanic:	0	0	0	0	0	0	0	0
Total:	0	0	0	0	0	0	6	0



U.S. Department of Housing and Urban Development
Office of Community Planning and Development
Integrated Disbursement and Information System
CDBG Activity Summary Report (GPR) for Program Year 2022
HENRICO COUNTY

Date: 30-Nov-2023
Time: 12:25
Page: 20

Female-headed Households: 0 0 0

Income Category:

	Owner	Renter	Total	Person
Extremely Low	0	0	0	0
Low Mod	0	0	0	0
Moderate	0	0	0	5
Non Low Moderate	0	0	0	1
Total	0	0	0	6
Percent Low/Mod				83.3%

Annual Accomplishments

Years	Accomplishment Narrative	# Benefitting
2021	A business in the Enterprise Zone that was provided technical assistance by the Commercial Assistance Planner expanded operations and created jobs that were filled by low-income persons.	



U.S. Department of Housing and Urban Development
Office of Community Planning and Development
Integrated Disbursement and Information System
CDBG Activity Summary Report (GPR) for Program Year 2022
HENRICO COUNTY

Date: 30-Nov-2023
Time: 12:25
Page: 21

PGM Year:	2021		
Project:	0005 - project: HOMES Homeowner Rehabilitation Program		
IDIS Activity:	1403 - project: HOMES Homeowner Rehabilitation Program		
Status:	Completed 11/7/2022 12:00:00 AM	Objective:	Create suitable living environments
Location:	88 Carnation St Richmond, VA 23225-6811	Outcome:	Availability/accessibility
		Matrix Code:	Rehabilitation Administration (14H)
		National Objective:	LMC

Activity to prevent, prepare for, and respond to Coronavirus: No

Initial Funding Date: 11/16/2021

Description:

Provide funds to project:HOMES for administration of a homeowner rehabilitation proram.

Financing

	Fund Type	Grant Year	Grant	Funded Amount	Drawn In Program Year	Drawn Thru Program Year
CDBG	EN	2020	B20UC510003	\$57,125.00	\$0.00	\$57,125.00
		2021	B21UC510003	\$68,325.00	\$0.00	\$68,325.00
Total	Total			\$125,450.00	\$0.00	\$125,450.00

Proposed Accomplishments

Housing Units : 11

Actual Accomplishments

Number assisted:

	Owner		Renter		Total		Person	
	Total	Hispanic	Total	Hispanic	Total	Hispanic	Total	Hispanic
White:	4	0	0	0	4	0	0	0
Black/African American:	6	0	0	0	6	0	0	0
Asian:	0	0	0	0	0	0	0	0
American Indian/Alaskan Native:	0	0	0	0	0	0	0	0
Native Hawaiian/Other Pacific Islander:	0	0	0	0	0	0	0	0
American Indian/Alaskan Native & White:	0	0	0	0	0	0	0	0
Asian White:	0	0	0	0	0	0	0	0
Black/African American & White:	0	0	0	0	0	0	0	0
American Indian/Alaskan Native & Black/African American:	0	0	0	0	0	0	0	0
Other multi-racial:	0	0	0	0	0	0	0	0
Asian/Pacific Islander:	0	0	0	0	0	0	0	0
Hispanic:	0	0	0	0	0	0	0	0



U.S. Department of Housing and Urban Development
Office of Community Planning and Development
Integrated Disbursement and Information System
CDBG Activity Summary Report (GPR) for Program Year 2022
HENRICO COUNTY

Date: 30-Nov-2023

Time: 12:25

Page: 22

Total: 10 0 0 0 10 0 0 0

Female-headed Households: 4 0 4

Income Category:

	Owner	Renter	Total	Person
Extremely Low	1	0	1	0
Low Mod	7	0	7	0
Moderate	2	0	2	0
Non Low Moderate	0	0	0	0
Total	10	0	10	0
Percent Low/Mod	100.0%		100.0%	

Annual Accomplishments

Years	Accomplishment Narrative	# Benefitting
2021	Provided moderate rehabilitation services to ten low- to moderate-income homeowners who were either elderly or legally disabled.	



U.S. Department of Housing and Urban Development
Office of Community Planning and Development
Integrated Disbursement and Information System
CDBG Activity Summary Report (GPR) for Program Year 2022
HENRICO COUNTY

Date: 30-Nov-2023
Time: 12:25
Page: 23

PGM Year:	2021				
Project:	0007 - Richmond Metropolitan Habitat for Humanity Critical Home Repair Program				
IDIS Activity:	1405 - RMHFH Critical Home Repair				
Status:	Completed 9/30/2022 12:00:00 AM		Objective:	Create suitable living environments	
Location:	5405 Coxson Rd Richmond, VA 23231-4509		Outcome:	Availability/accessibility	
			Matrix Code:	Rehab; Single-Unit Residential (14A)	National Objective: LMH

Activity to prevent, prepare for, and respond to Coronavirus: No

Initial Funding Date: 11/16/2021

Description:

Provide funds to Richmond Metro Habitat for Humanity to complete critical roof repairs for low-income Henrico homeowners.

Financing

	Fund Type	Grant Year	Grant	Funded Amount	Drawn In Program Year	Drawn Thru Program Year
CDBG	EN	2021	B21UC510003	\$56,317.08	\$1,700.00	\$56,317.08
Total	Total			\$56,317.08	\$1,700.00	\$56,317.08

Proposed Accomplishments

Housing Units : 9

Actual Accomplishments

Number assisted:

	Owner		Renter		Total		Person	
	Total	Hispanic	Total	Hispanic	Total	Hispanic	Total	Hispanic
White:	2	0	0	0	2	0	0	0
Black/African American:	3	0	0	0	3	0	0	0
Asian:	0	0	0	0	0	0	0	0
American Indian/Alaskan Native:	0	0	0	0	0	0	0	0
Native Hawaiian/Other Pacific Islander:	0	0	0	0	0	0	0	0
American Indian/Alaskan Native & White:	0	0	0	0	0	0	0	0
Asian White:	0	0	0	0	0	0	0	0
Black/African American & White:	0	0	0	0	0	0	0	0
American Indian/Alaskan Native & Black/African American:	0	0	0	0	0	0	0	0
Other multi-racial:	0	0	0	0	0	0	0	0
Asian/Pacific Islander:	0	0	0	0	0	0	0	0
Hispanic:	0	0	0	0	0	0	0	0
Total:	5	0	0	0	5	0	0	0



U.S. Department of Housing and Urban Development
Office of Community Planning and Development
Integrated Disbursement and Information System
CDBG Activity Summary Report (GPR) for Program Year 2022
HENRICO COUNTY

Date: 30-Nov-2023
Time: 12:25
Page: 24

Female-headed Households: 3 0 3

Income Category:

	Owner	Renter	Total	Person
Extremely Low	2	0	2	0
Low Mod	0	0	0	0
Moderate	3	0	3	0
Non Low Moderate	0	0	0	0
Total	5	0	5	0
Percent Low/Mod	100.0%		100.0%	

Annual Accomplishments

Years	Accomplishment Narrative	# Benefitting
2021	RMHFH provided critical roof repairs to 5 low-income households in Henrico.	



U.S. Department of Housing and Urban Development
Office of Community Planning and Development
Integrated Disbursement and Information System
CDBG Activity Summary Report (GPR) for Program Year 2022
HENRICO COUNTY

Date: 30-Nov-2023
Time: 12:25
Page: 25

PGM Year: 2021
Project: 0008 - HOME Inc. Down Payment Assistance
IDIS Activity: 1406 - HOME Inc. Down Payment Assistance

Status: Completed 10/14/2022 12:00:00 AM
Location: 626 E Broad St Ste 400 Ste 400 Richmond, VA 23219-1890

Objective: Provide decent affordable housing
Outcome: Affordability
Matrix Code: Housing Counseling, under 24 CFR 5.100, for Homeownership Assistance (13B) (13A)

National Objective: LMH

Activity to prevent, prepare for, and respond to Coronavirus: No

Initial Funding Date: 11/16/2021

Description:

Provide funds to Housing Opportunities Made Equal, Inc for administration of a down payment assistance program, including homeownership counseling.

Financing

	Fund Type	Grant Year	Grant	Funded Amount	Drawn In Program Year	Drawn Thru Program Year
CDBG	EN	2020	B20UC510003	\$11,000.00	\$2,750.00	\$11,000.00
Total	Total			\$11,000.00	\$2,750.00	\$11,000.00

Proposed Accomplishments

Households (General) : 15

Actual Accomplishments

Number assisted:

	Owner		Renter		Total		Person	
	Total	Hispanic	Total	Hispanic	Total	Hispanic	Total	Hispanic
White:	0	0	0	0	0	0		0
Black/African American:	4	0	0	0	4	0	0	0
Asian:	0	0	0	0	0	0	0	0
American Indian/Alaskan Native:	0	0	0	0	0	0	0	0
Native Hawaiian/Other Pacific Islander:	0	0	0	0	0	0	0	0
American Indian/Alaskan Native & White:	0	0	0	0	0	0	0	0
Asian White:	0	0	0	0	0	0	0	0
Black/African American & White:	0	0	0	0	0	0	0	0
American Indian/Alaskan Native & Black/African American:	0	0	0	0	0	0	0	0
Other multi-racial:	0	0	0	0	0	0	0	0
Asian/Pacific Islander:	0	0	0	0	0	0	0	0
Hispanic:	0	0	0	0	0	0	0	0
Total:	4	0	0	0	4	0	0	0



U.S. Department of Housing and Urban Development
 Office of Community Planning and Development
 Integrated Disbursement and Information System
 CDBG Activity Summary Report (GPR) for Program Year 2022
 HENRICO COUNTY

Date: 30-Nov-2023
 Time: 12:25
 Page: 26

Female-headed Households: 2 0 2

Income Category:

	Owner	Renter	Total	Person
Extremely Low	0	0	0	0
Low Mod	0	0	0	0
Moderate	4	0	4	0
Non Low Moderate	0	0	0	0
Total	4	0	4	0
Percent Low/Mod	100.0%		100.0%	

Annual Accomplishments

Years	Accomplishment Narrative	# Benefitting
2021	Served four moderate-income first time homebuyers through downpayment and closing cost assistance.	



U.S. Department of Housing and Urban Development
Office of Community Planning and Development
Integrated Disbursement and Information System
CDBG Activity Summary Report (GPR) for Program Year 2022
HENRICO COUNTY

Date: 30-Nov-2023
Time: 12:25
Page: 27

PGM Year: 2021
Project: 0009 - Southside Community Development & Housing Corp. Down Payment Assistance
IDIS Activity: 1407 - Southside Community Development & Housing Corp. Down Payment Assistance

Status: Completed 9/30/2022 12:00:00 AM
Location: 3234 Hunters Mill Ct Richmond, VA 23223-1535
Objective: Provide decent affordable housing
Outcome: Affordability
Matrix Code: Housing Counseling, under 24 CFR 5.100, Supporting HOME Program Assistance Housing Activities (14K)
National Objective: LMH

Activity to prevent, prepare for, and respond to Coronavirus: No

Initial Funding Date: 11/16/2021

Description:

Provide funds to Southside Community Development and Housing Corporation to undertake a program of homeownership counseling and administration of a down payment assistance program.

Financing

	Fund Type	Grant Year	Grant	Funded Amount	Drawn In Program Year	Drawn Thru Program Year
CDBG	EN	2020	B20UC510003	\$2,500.00	\$0.00	\$2,500.00
		2021	B21UC510003	\$7,500.00	\$2,500.00	\$7,500.00
Total	Total			\$10,000.00	\$2,500.00	\$10,000.00

Proposed Accomplishments

Housing Units : 8

Actual Accomplishments

Number assisted:

	Owner		Renter		Total		Person	
	Total	Hispanic	Total	Hispanic	Total	Hispanic	Total	Hispanic
White:	0	0	0	0	0	0		0
Black/African American:	4	0	0	0	4	0	0	0
Asian:	0	0	0	0	0	0	0	0
American Indian/Alaskan Native:	0	0	0	0	0	0	0	0
Native Hawaiian/Other Pacific Islander:	0	0	0	0	0	0	0	0
American Indian/Alaskan Native & White:	0	0	0	0	0	0	0	0
Asian White:	0	0	0	0	0	0	0	0
Black/African American & White:	0	0	0	0	0	0	0	0
American Indian/Alaskan Native & Black/African American:	0	0	0	0	0	0	0	0
Other multi-racial:	0	0	0	0	0	0	0	0
Asian/Pacific Islander:	0	0	0	0	0	0	0	0



U.S. Department of Housing and Urban Development
 Office of Community Planning and Development
 Integrated Disbursement and Information System
 CDBG Activity Summary Report (GPR) for Program Year 2022
 HENRICO COUNTY

Date: 30-Nov-2023
 Time: 12:25
 Page: 28

Hispanic:	0	0	0	0	0	0	0	0
Total:	4	0	0	0	4	0	0	0
Female-headed Households:	4		0		4			

Income Category:

	Owner	Renter	Total	Person
Extremely Low	0	0	0	0
Low Mod	0	0	0	0
Moderate	4	0	4	0
Non Low Moderate	0	0	0	0
Total	4	0	4	0
Percent Low/Mod	100.0%		100.0%	

Annual Accomplishments

Years	Accomplishment Narrative	# Benefitting
2021	Served four moderate-income first time homebuyers through downpayment and closing cost assistance.	



U.S. Department of Housing and Urban Development
Office of Community Planning and Development
Integrated Disbursement and Information System
CDBG Activity Summary Report (GPR) for Program Year 2022
HENRICO COUNTY

Date: 30-Nov-2023
Time: 12:25
Page: 29

PGM Year:	2021		
Project:	0011 - Commonwealth Catholic Charities Housing Stabilization Program		
IDIS Activity:	1408 - Commonwealth Catholic Charities Housing Stabilization Program		
Status:	Completed 11/16/2022 12:00:00 AM	Objective:	Provide decent affordable housing
Location:	1601 Rolling Hills Dr Henrico, VA 23229-5011	Outcome:	Availability/accessibility
		Matrix Code:	Housing Information and Referral Services (05X)
		National Objective:	LMC

Activity to prevent, prepare for, and respond to Coronavirus: No

Initial Funding Date: 11/16/2021

Description:

Provide funds to Commonwealth Catholic Charities to assist families living in motelshotels move into stable, permanent housing.

Financing

	Fund Type	Grant Year	Grant	Funded Amount	Drawn In Program Year	Drawn Thru Program Year
CDBG	EN	2020	B20UC510003	\$2,672.97	\$0.00	\$2,672.97
		2021	B21UC510003	\$27,360.99	\$0.00	\$27,360.99
Total	Total			\$30,033.96	\$0.00	\$30,033.96

Proposed Accomplishments

People (General) : 30

Actual Accomplishments

Number assisted:

	Owner		Renter		Total		Person	
	Total	Hispanic	Total	Hispanic	Total	Hispanic	Total	Hispanic
White:	0	0	0	0	0	0	4	0
Black/African American:	0	0	0	0	0	0	33	0
Asian:	0	0	0	0	0	0	0	0
American Indian/Alaskan Native:	0	0	0	0	0	0	0	0
Native Hawaiian/Other Pacific Islander:	0	0	0	0	0	0	0	0
American Indian/Alaskan Native & White:	0	0	0	0	0	0	0	0
Asian White:	0	0	0	0	0	0	0	0
Black/African American & White:	0	0	0	0	0	0	0	0
American Indian/Alaskan Native & Black/African American:	0	0	0	0	0	0	0	0
Other multi-racial:	0	0	0	0	0	0	1	0
Asian/Pacific Islander:	0	0	0	0	0	0	0	0
Hispanic:	0	0	0	0	0	0	0	0



U.S. Department of Housing and Urban Development
Office of Community Planning and Development
Integrated Disbursement and Information System
CDBG Activity Summary Report (GPR) for Program Year 2022
HENRICO COUNTY

Date: 30-Nov-2023
Time: 12:25
Page: 30

Total: 0 0 0 0 0 0 38 0

Female-headed Households: 0 0 0 0

Income Category:

	Owner	Renter	Total	Person
Extremely Low	0	0	0	31
Low Mod	0	0	0	7
Moderate	0	0	0	0
Non Low Moderate	0	0	0	0
Total	0	0	0	38
Percent Low/Mod				100.0%

Annual Accomplishments

Years	Accomplishment Narrative	# Benefitting
2021	CCC provided housing stabilization services to 38 people (10 families). Out of the 10 families who exited services, 8 moved into permanent housing (80%). The remaining two families exited to a positive temporary destination such as hotel or staying with family (20%). There were 0 families who exited to unsheltered homelessness.	



U.S. Department of Housing and Urban Development
Office of Community Planning and Development
Integrated Disbursement and Information System
CDBG Activity Summary Report (GPR) for Program Year 2022
HENRICO COUNTY

Date: 30-Nov-2023
Time: 12:25
Page: 31

PGM Year: 2021
Project: 0014 - Central Virginia Legal Aid Society Housing Law Outreach & Assistance
IDIS Activity: 1410 - Central Virginia Legal Aid Society Housing Law Outreach & Assistance
Status: Completed 9/30/2022 12:00:00 AM **Objective:** Create suitable living environments
Location: 101 W Broad St Ste 101 Suite 101 Richmond, VA 23220-4255 **Outcome:** Availability/accessibility
Matrix Code: Legal Services (05C) **National Objective:** LMC

Activity to prevent, prepare for, and respond to Coronavirus: No

Initial Funding Date: 11/16/2021

Description:
Provide funds to Central Virginia Legal Aid Society for a program providing legal assistance to persons in Henrico, particularly with evictions or other housing related needs.

Financing

	Fund Type	Grant Year	Grant	Funded Amount	Drawn In Program Year	Drawn Thru Program Year
CDBG	EN	2021	B21UC510003	\$50,000.00	\$50,000.00	\$50,000.00
Total	Total			\$50,000.00	\$50,000.00	\$50,000.00

Proposed Accomplishments

People (General) : 300

Actual Accomplishments

Number assisted:

	Owner		Renter		Total		Person	
	Total	Hispanic	Total	Hispanic	Total	Hispanic	Total	Hispanic
White:	0	0	0	0	0	0	116	0
Black/African American:	0	0	0	0	0	0	510	2
Asian:	0	0	0	0	0	0	2	0
American Indian/Alaskan Native:	0	0	0	0	0	0	0	0
Native Hawaiian/Other Pacific Islander:	0	0	0	0	0	0	0	0
American Indian/Alaskan Native & White:	0	0	0	0	0	0	0	0
Asian White:	0	0	0	0	0	0	0	0
Black/African American & White:	0	0	0	0	0	0	0	0
American Indian/Alaskan Native & Black/African American:	0	0	0	0	0	0	0	0
Other multi-racial:	0	0	0	0	0	0	34	14
Asian/Pacific Islander:	0	0	0	0	0	0	0	0
Hispanic:	0	0	0	0	0	0	0	0
Total:	0	0	0	0	0	0	662	16



U.S. Department of Housing and Urban Development
Office of Community Planning and Development
Integrated Disbursement and Information System
CDBG Activity Summary Report (GPR) for Program Year 2022
HENRICO COUNTY

Date: 30-Nov-2023
Time: 12:25
Page: 32

Female-headed Households: 0 0 0

Income Category:

	Owner	Renter	Total	Person
Extremely Low	0	0	0	614
Low Mod	0	0	0	24
Moderate	0	0	0	24
Non Low Moderate	0	0	0	0
Total	0	0	0	662
Percent Low/Mod				100.0%

Annual Accomplishments

Years	Accomplishment Narrative	# Benefitting
2021	CVLAS attorneys provided free legal representation and information to low income Henrico residents. This representation addressed housing related issues such as landlord/tenant matters, housing conditions cases, or foreclosures. In the past 12 months this work included preventing 81 improper evictions, assisting in obtaining \$625,94.00 in rent relief for 69 households, and successfully defending clients from \$158,117.00 in unlawful charges. A total of 580 households were assisted.	



U.S. Department of Housing and Urban Development
Office of Community Planning and Development
Integrated Disbursement and Information System
CDBG Activity Summary Report (GPR) for Program Year 2022
HENRICO COUNTY

Date: 30-Nov-2023
Time: 12:25
Page: 33

PGM Year: 2022
Project: 0001 - CDBG Administration
IDIS Activity: 1430 - CDBG Administration
Status: Completed 10/30/2023 10:19:54 AM
Location: ,

Objective:
Outcome:
Matrix Code: General Program Administration (21A) **National Objective:**

Activity to prevent, prepare for, and respond to Coronavirus: No

Initial Funding Date: 10/13/2022

Description:

Provides for administration of the CDBG Program by Dept of Community Revitalization staff.

Financing

	Fund Type	Grant Year	Grant	Funded Amount	Drawn In Program Year	Drawn Thru Program Year
CDBG	EN	2016	B16UC510003	\$143,526.04	\$143,526.04	\$143,526.04
		2022	B22UC510003	\$147,181.64	\$147,181.64	\$147,181.64
Total	Total			\$290,707.68	\$290,707.68	\$290,707.68

Proposed Accomplishments

Actual Accomplishments

Number assisted:

	Owner		Renter		Total		Person	
	Total	Hispanic	Total	Hispanic	Total	Hispanic	Total	Hispanic
White:					0	0		
Black/African American:					0	0		
Asian:					0	0		
American Indian/Alaskan Native:					0	0		
Native Hawaiian/Other Pacific Islander:					0	0		
American Indian/Alaskan Native & White:					0	0		
Asian White:					0	0		
Black/African American & White:					0	0		
American Indian/Alaskan Native & Black/African American:					0	0		
Other multi-racial:					0	0		
Asian/Pacific Islander:					0	0		
Hispanic:					0	0		
Total:	0	0	0	0	0	0	0	0



U.S. Department of Housing and Urban Development
Office of Community Planning and Development
Integrated Disbursement and Information System
CDBG Activity Summary Report (GPR) for Program Year 2022
HENRICO COUNTY

Date: 30-Nov-2023

Time: 12:25

Page: 34

Female-headed Households:

0

Income Category:

	Owner	Renter	Total	Person
Extremely Low			0	
Low Mod			0	
Moderate			0	
Non Low Moderate			0	
Total	0	0	0	0
Percent Low/Mod				

Annual Accomplishments

No data returned for this view. This might be because the applied filter excludes all data.



U.S. Department of Housing and Urban Development
Office of Community Planning and Development
Integrated Disbursement and Information System
CDBG Activity Summary Report (GPR) for Program Year 2022
HENRICO COUNTY

Date: 30-Nov-2023
Time: 12:25
Page: 35

PGM Year: 2022
Project: 0003 - Commercial Assistance Program
IDIS Activity: 1431 - Commercial Assistance Program

Status: Completed 9/30/2023 12:00:00 AM
Location: 4905 Dickens Rd Ste 200 Richmond, VA 23230-1953

Objective: Create economic opportunities
Outcome: Availability/accessibility
Matrix Code: ED Technical Assistance (18B)

National Objective: LMJ

Activity to prevent, prepare for, and respond to Coronavirus: No

Initial Funding Date: 10/13/2022

Description:

Provides for administration of the Enterprise Zone program by staff from the Dept of Community Revitalization.

Financing

	Fund Type	Grant Year	Grant	Funded Amount	Drawn In Program Year	Drawn Thru Program Year
CDBG	EN	2016	B16UC510003	\$6,708.81	\$6,708.81	\$6,708.81
		2022	B22UC510003	\$116,193.38	\$116,193.38	\$116,193.38
Total	Total			\$122,902.19	\$122,902.19	\$122,902.19

Proposed Accomplishments

Jobs : 6

Actual Accomplishments

Number assisted:

	Owner		Renter		Total		Person	
	Total	Hispanic	Total	Hispanic	Total	Hispanic	Total	Hispanic
White:	0	0	0	0	0	0	1	0
Black/African American:	0	0	0	0	0	0	5	0
Asian:	0	0	0	0	0	0	0	0
American Indian/Alaskan Native:	0	0	0	0	0	0	0	0
Native Hawaiian/Other Pacific Islander:	0	0	0	0	0	0	0	0
American Indian/Alaskan Native & White:	0	0	0	0	0	0	0	0
Asian White:	0	0	0	0	0	0	0	0
Black/African American & White:	0	0	0	0	0	0	0	0
American Indian/Alaskan Native & Black/African American:	0	0	0	0	0	0	0	0
Other multi-racial:	0	0	0	0	0	0	0	0
Asian/Pacific Islander:	0	0	0	0	0	0	0	0
Hispanic:	0	0	0	0	0	0	0	0



U.S. Department of Housing and Urban Development
Office of Community Planning and Development
Integrated Disbursement and Information System
CDBG Activity Summary Report (GPR) for Program Year 2022
HENRICO COUNTY

Date: 30-Nov-2023
Time: 12:25
Page: 36

Total: 0 0 0 0 0 0 6 0

Female-headed Households: 0 0 0 0

Income Category:

	Owner	Renter	Total	Person
Extremely Low	0	0	0	0
Low Mod	0	0	0	0
Moderate	0	0	0	6
Non Low Moderate	0	0	0	0
Total	0	0	0	6
Percent Low/Mod				100.0%

Annual Accomplishments

Years	Accomplishment Narrative	# Benefitting
2023	Henrico County Enterprise Zone staff provided technical assistance to businesses and prospective businesses in the County's Enterprise Zones.	



U.S. Department of Housing and Urban Development
Office of Community Planning and Development
Integrated Disbursement and Information System
CDBG Activity Summary Report (GPR) for Program Year 2022
HENRICO COUNTY

Date: 30-Nov-2023
Time: 12:25
Page: 37

PGM Year: 2022
Project: 0004 - Enterprise Zone Design Assistance
IDIS Activity: 1432 - Design Assistance Grants
Status: Open
Location: 4905 Dickens Rd Ste 200 Richmond, VA 23230-1953

Objective: Create economic opportunities
Outcome: Availability/accessibility
Matrix Code: Rehab; Publicly or Privately-Owned Commercial/Industrial (14E)
National Objective: LMJ

Activity to prevent, prepare for, and respond to Coronavirus: No

Initial Funding Date: 10/13/2022

Description:

Provides for grants to businesses within the County's Enterprise Zones for architectural design assistance.

Financing

	Fund Type	Grant Year	Grant	Funded Amount	Drawn In Program Year	Drawn Thru Program Year
CDBG	EN	2022	B22UC510003	\$35,000.00	\$0.00	\$0.00
Total	Total			\$35,000.00	\$0.00	\$0.00

Proposed Accomplishments

Jobs : 1

Actual Accomplishments

Number assisted:

	Owner		Renter		Total		Person	
	Total	Hispanic	Total	Hispanic	Total	Hispanic	Total	Hispanic
White:	0	0	0	0	0	0		0
Black/African American:	0	0	0	0	0	0	0	0
Asian:	0	0	0	0	0	0	0	0
American Indian/Alaskan Native:	0	0	0	0	0	0	0	0
Native Hawaiian/Other Pacific Islander:	0	0	0	0	0	0	0	0
American Indian/Alaskan Native & White:	0	0	0	0	0	0	0	0
Asian White:	0	0	0	0	0	0	0	0
Black/African American & White:	0	0	0	0	0	0	0	0
American Indian/Alaskan Native & Black/African American:	0	0	0	0	0	0	0	0
Other multi-racial:	0	0	0	0	0	0	0	0
Asian/Pacific Islander:	0	0	0	0	0	0	0	0
Hispanic:	0	0	0	0	0	0	0	0
Total:	0	0	0	0	0	0	0	0



U.S. Department of Housing and Urban Development
Office of Community Planning and Development
Integrated Disbursement and Information System
CDBG Activity Summary Report (GPR) for Program Year 2022
HENRICO COUNTY

Date: 30-Nov-2023
Time: 12:25
Page: 38

Female-headed Households: 0 0 0

Income Category:

	Owner	Renter	Total	Person
Extremely Low	0	0	0	0
Low Mod	0	0	0	0
Moderate	0	0	0	0
Non Low Moderate	0	0	0	0
Total	0	0	0	0
Percent Low/Mod				

Annual Accomplishments

No data returned for this view. This might be because the applied filter excludes all data.



U.S. Department of Housing and Urban Development
Office of Community Planning and Development
Integrated Disbursement and Information System
CDBG Activity Summary Report (GPR) for Program Year 2022
HENRICO COUNTY

Date: 30-Nov-2023
Time: 12:25
Page: 39

PGM Year: 2022
Project: 0005 - CONNECT Program
IDIS Activity: 1433 - CONNECT Program

Status: Completed 9/30/2023 12:00:00 AM
Location: 10299 Woodman Rd Glen Allen, VA 23060-4419

Objective: Create suitable living environments
Outcome: Availability/accessibility
Matrix Code: Youth Services (05D)

National Objective: LMC

Activity to prevent, prepare for, and respond to Coronavirus: No

Initial Funding Date: 10/13/2022

Description:

Provides funds towards the CONNECT program, operated by Henrico Area Mental Health & Developmental Services, which provides tutoring and after-school activities to children in low-income housing communities.

Financing

	Fund Type	Grant Year	Grant	Funded Amount	Drawn In Program Year	Drawn Thru Program Year
CDBG	EN	2016	B16UC510003	\$67,616.73	\$67,616.73	\$67,616.73
		2022	B22UC510003	\$101,883.27	\$101,883.27	\$101,883.27
Total	Total			\$169,500.00	\$169,500.00	\$169,500.00

Proposed Accomplishments

People (General) : 100

Actual Accomplishments

Number assisted:

	Owner		Renter		Total		Person	
	Total	Hispanic	Total	Hispanic	Total	Hispanic	Total	Hispanic
White:	0	0	0	0	0	0		0
Black/African American:	0	0	0	0	0	0	122	0
Asian:	0	0	0	0	0	0	0	0
American Indian/Alaskan Native:	0	0	0	0	0	0	0	0
Native Hawaiian/Other Pacific Islander:	0	0	0	0	0	0	0	0
American Indian/Alaskan Native & White:	0	0	0	0	0	0	0	0
Asian White:	0	0	0	0	0	0	0	0
Black/African American & White:	0	0	0	0	0	0	1	0
American Indian/Alaskan Native & Black/African American:	0	0	0	0	0	0	0	0
Other multi-racial:	0	0	0	0	0	0	6	0
Asian/Pacific Islander:	0	0	0	0	0	0	0	0



U.S. Department of Housing and Urban Development
Office of Community Planning and Development
Integrated Disbursement and Information System
CDBG Activity Summary Report (GPR) for Program Year 2022
HENRICO COUNTY

Date: 30-Nov-2023
Time: 12:25
Page: 40

Hispanic:	0	0	0	0	0	0	0
Total:	0	0	0	0	0	0	129
Female-headed Households:	0		0		0		
<i>Income Category:</i>							
	Owner	Renter	Total	Person			
Extremely Low	0	0	0	116			
Low Mod	0	0	0	12			
Moderate	0	0	0	1			
Non Low Moderate	0	0	0	0			
Total	0	0	0	129			
Percent Low/Mod	100.0%						

Annual Accomplishments

Years	Accomplishment Narrative	# Benefitting
2022	The CONNECT program served 129 youth living in subsidized or low-income housing communities with after-school care, educational support, and drug and alcohol prevention programming.	



U.S. Department of Housing and Urban Development
Office of Community Planning and Development
Integrated Disbursement and Information System
CDBG Activity Summary Report (GPR) for Program Year 2022
HENRICO COUNTY

Date: 30-Nov-2023
Time: 12:25
Page: 41

PGM Year:	2022		
Project:	0006 - project:HOMES Homeowner Rehab Program		
IDIS Activity:	1434 - project: HOMES Homeowner Rehabilitation Program		
Status:	Completed 10/25/2023 3:20:41 PM	Objective:	Create suitable living environments
Location:	1813 Gatewood Ave Henrico, VA 23075-2329	Outcome:	Affordability
		Matrix Code:	Rehab; Single-Unit Residential (14A)
		National Objective:	LMH

Activity to prevent, prepare for, and respond to Coronavirus: No

Initial Funding Date: 10/13/2022

Description:

Provide funds to project:HOMES to administer a program of home rehabilitation to qualified low-income homeowners who are elderly or disabled.

Financing

	Fund Type	Grant Year	Grant	Funded Amount	Drawn In Program Year	Drawn Thru Program Year
CDBG	EN	2016	B16UC510003	\$65,000.00	\$65,000.00	\$65,000.00
		2021	B21UC510003	\$42,837.00	\$42,837.00	\$42,837.00
		2022	B22UC510003	\$20,598.00	\$20,598.00	\$20,598.00
Total	Total			\$128,435.00	\$128,435.00	\$128,435.00

Proposed Accomplishments

Housing Units : 13

Actual Accomplishments

Number assisted:

	Owner		Renter		Total		Person	
	Total	Hispanic	Total	Hispanic	Total	Hispanic	Total	Hispanic
White:	4	0	0	0	4	0	0	0
Black/African American:	9	0	0	0	9	0	0	0
Asian:	0	0	0	0	0	0	0	0
American Indian/Alaskan Native:	0	0	0	0	0	0	0	0
Native Hawaiian/Other Pacific Islander:	0	0	0	0	0	0	0	0
American Indian/Alaskan Native & White:	0	0	0	0	0	0	0	0
Asian White:	0	0	0	0	0	0	0	0
Black/African American & White:	0	0	0	0	0	0	0	0
American Indian/Alaskan Native & Black/African American:	0	0	0	0	0	0	0	0
Other multi-racial:	0	0	0	0	0	0	0	0
Asian/Pacific Islander:	0	0	0	0	0	0	0	0



U.S. Department of Housing and Urban Development
Office of Community Planning and Development
Integrated Disbursement and Information System
CDBG Activity Summary Report (GPR) for Program Year 2022
HENRICO COUNTY

Date: 30-Nov-2023
Time: 12:25
Page: 42

Hispanic:	0	0	0	0	0	0	0	0
Total:	13	0	0	0	13	0	0	0
Female-headed Households:	12		0		12			
<i>Income Category:</i>								
	Owner	Renter	Total	Person				
Extremely Low	7	0	7	0				
Low Mod	4	0	4	0				
Moderate	2	0	2	0				
Non Low Moderate	0	0	0	0				
Total	13	0	13	0				
Percent Low/Mod	100.0%		100.0%					

Annual Accomplishments

Years	Accomplishment Narrative	# Benefitting
2022	Moderate rehabilitation was completed on 13 homes owned and occupied by elderly and/or disabled low-income homeowners.	



U.S. Department of Housing and Urban Development
Office of Community Planning and Development
Integrated Disbursement and Information System
CDBG Activity Summary Report (GPR) for Program Year 2022
HENRICO COUNTY

Date: 30-Nov-2023
Time: 12:25
Page: 43

PGM Year: 2022
Project: 0007 - Critical Home Repair Program
IDIS Activity: 1435 - project:HOMES Critical Home Repair Program

Status: Completed 10/10/2023 12:00:00 AM

Location: 832 Maplegrove Dr Richmond, VA 23223-2636

Objective: Create suitable living environments

Outcome: Availability/accessibility

Matrix Code: Rehab; Single-Unit Residential (14A)

National Objective: LMH

Activity to prevent, prepare for, and respond to Coronavirus: No

Initial Funding Date: 10/13/2022

Description:

Provide funds to project:HOMES to carry out a program of home repair assistance to low-income homeowners.

Financing

	Fund Type	Grant Year	Grant	Funded Amount	Drawn In Program Year	Drawn Thru Program Year
CDBG	EN	2016	B16UC510003	\$54,703.98	\$54,703.98	\$54,703.98
		2021	B21UC510003	\$90,106.71	\$90,106.71	\$90,106.71
		2022	B22UC510003	\$431,714.14	\$431,714.14	\$431,714.14
	LA	2021	B21UC510003	\$272.50	\$272.50	\$272.50
Total	Total			\$576,797.33	\$576,797.33	\$576,797.33

Proposed Accomplishments

Housing Units : 50

Actual Accomplishments

Number assisted:

	Owner		Renter		Total		Person	
	Total	Hispanic	Total	Hispanic	Total	Hispanic	Total	Hispanic
White:	9	1	0	0	9	1	0	0
Black/African American:	42	0	0	0	42	0	0	0
Asian:	2	0	0	0	2	0	0	0
American Indian/Alaskan Native:	1	0	0	0	1	0	0	0
Native Hawaiian/Other Pacific Islander:	0	0	0	0	0	0	0	0
American Indian/Alaskan Native & White:	0	0	0	0	0	0	0	0
Asian White:	0	0	0	0	0	0	0	0
Black/African American & White:	0	0	0	0	0	0	0	0
American Indian/Alaskan Native & Black/African American:	0	0	0	0	0	0	0	0
Other multi-racial:	1	0	0	0	1	0	0	0
Asian/Pacific Islander:	0	0	0	0	0	0	0	0



U.S. Department of Housing and Urban Development
Office of Community Planning and Development
Integrated Disbursement and Information System
CDBG Activity Summary Report (GPR) for Program Year 2022
HENRICO COUNTY

Date: 30-Nov-2023
Time: 12:25
Page: 44

Hispanic:	0	0	0	0	0	0	0	0
Total:	55	1	0	0	55	1	0	0
Female-headed Households:	45		0		45			

Income Category:

	Owner	Renter	Total	Person
Extremely Low	16	0	16	0
Low Mod	19	0	19	0
Moderate	20	0	20	0
Non Low Moderate	0	0	0	0
Total	55	0	55	0
Percent Low/Mod	100.0%		100.0%	

Annual Accomplishments

Years	Accomplishment Narrative	# Benefitting
2022	55 low-income homeowners received critical home repairs.	



U.S. Department of Housing and Urban Development
Office of Community Planning and Development
Integrated Disbursement and Information System
CDBG Activity Summary Report (GPR) for Program Year 2022
HENRICO COUNTY

Date: 30-Nov-2023
Time: 12:25
Page: 45

PGM Year:	2022		
Project:	0007 - Critical Home Repair Program		
IDIS Activity:	1436 - RMHFH Critical Home Repair		
Status:	Completed 9/30/2023 12:00:00 AM	Objective:	Create suitable living environments
Location:	3101 Skelton St Suite A Richmond, VA 23223-1229	Outcome:	Availability/accessibility
		Matrix Code:	Rehab; Single-Unit Residential (14A)
		National Objective:	LMH

Activity to prevent, prepare for, and respond to Coronavirus: No

Initial Funding Date: 10/13/2022

Description:

Provide funds to Richmond Metropolitan Habitat for Humanity to carry out a program of critical roof repairs for low-income homeowners.

Financing

	Fund Type	Grant Year	Grant	Funded Amount	Drawn In Program Year	Drawn Thru Program Year
CDBG	EN	2021	B21UC510003	\$13,682.92	\$13,682.92	\$13,682.92
		2022	B22UC510003	\$33,322.68	\$33,322.68	\$33,322.68
Total	Total			\$47,005.60	\$47,005.60	\$47,005.60

Proposed Accomplishments

Housing Units : 10

Actual Accomplishments

Number assisted:

	Owner		Renter		Total		Person	
	Total	Hispanic	Total	Hispanic	Total	Hispanic	Total	Hispanic
White:	1	0	0	0	1	0	0	0
Black/African American:	3	0	0	0	3	0	0	0
Asian:	1	0	0	0	1	0	0	0
American Indian/Alaskan Native:	0	0	0	0	0	0	0	0
Native Hawaiian/Other Pacific Islander:	0	0	0	0	0	0	0	0
American Indian/Alaskan Native & White:	0	0	0	0	0	0	0	0
Asian White:	0	0	0	0	0	0	0	0
Black/African American & White:	0	0	0	0	0	0	0	0
American Indian/Alaskan Native & Black/African American:	0	0	0	0	0	0	0	0
Other multi-racial:	0	0	0	0	0	0	0	0
Asian/Pacific Islander:	0	0	0	0	0	0	0	0
Hispanic:	0	0	0	0	0	0	0	0



U.S. Department of Housing and Urban Development
Office of Community Planning and Development
Integrated Disbursement and Information System
CDBG Activity Summary Report (GPR) for Program Year 2022
HENRICO COUNTY

Date: 30-Nov-2023
Time: 12:25
Page: 46

Total: 5 0 0 0 5 0 0 0

Female-headed Households: 1 0 1

Income Category:

	Owner	Renter	Total	Person
Extremely Low	2	0	2	0
Low Mod	3	0	3	0
Moderate	0	0	0	0
Non Low Moderate	0	0	0	0
Total	5	0	5	0
Percent Low/Mod	100.0%		100.0%	

Annual Accomplishments

Years	Accomplishment Narrative	# Benefitting
2022	5 low-income homeowners received critical roof repairs.	



U.S. Department of Housing and Urban Development
Office of Community Planning and Development
Integrated Disbursement and Information System
CDBG Activity Summary Report (GPR) for Program Year 2022
HENRICO COUNTY

Date: 30-Nov-2023
Time: 12:25
Page: 47

PGM Year:	2022				
Project:	0011 - Commonwealth Catholic Charities Homelessness Diversion & Prevention				
IDIS Activity:	1438 - Commonwealth Catholic Charities Homeless Diversion & Prevention				
Status:	Completed 9/30/2023 12:00:00 AM		Objective:	Provide decent affordable housing	
Location:	1601 Rolling Hills Dr Henrico, VA 23229-5011		Outcome:	Affordability	
			Matrix Code:	Subsistence Payment (05Q)	National Objective: LMC

Activity to prevent, prepare for, and respond to Coronavirus: No

Initial Funding Date: 10/13/2022

Description:

Provide funds to Commonwealth Catholic Charities to assist homeless families.

Financing

	Fund Type	Grant Year	Grant	Funded Amount	Drawn In Program Year	Drawn Thru Program Year
CDBG	EN	2021	B21UC510003	\$5,381.57	\$5,381.57	\$5,381.57
		2022	B22UC510003	\$14,273.17	\$14,273.17	\$14,273.17
Total	Total			\$19,654.74	\$19,654.74	\$19,654.74

Proposed Accomplishments

People (General) : 6

Actual Accomplishments

Number assisted:

	Owner		Renter		Total		Person	
	Total	Hispanic	Total	Hispanic	Total	Hispanic	Total	Hispanic
White:	0	0	0	0	0	0	3	0
Black/African American:	0	0	0	0	0	0	14	0
Asian:	0	0	0	0	0	0	0	0
American Indian/Alaskan Native:	0	0	0	0	0	0	0	0
Native Hawaiian/Other Pacific Islander:	0	0	0	0	0	0	0	0
American Indian/Alaskan Native & White:	0	0	0	0	0	0	0	0
Asian White:	0	0	0	0	0	0	0	0
Black/African American & White:	0	0	0	0	0	0	0	0
American Indian/Alaskan Native & Black/African American:	0	0	0	0	0	0	0	0
Other multi-racial:	0	0	0	0	0	0	0	0
Asian/Pacific Islander:	0	0	0	0	0	0	0	0
Hispanic:	0	0	0	0	0	0	0	0



U.S. Department of Housing and Urban Development
Office of Community Planning and Development
Integrated Disbursement and Information System
CDBG Activity Summary Report (GPR) for Program Year 2022
HENRICO COUNTY

Date: 30-Nov-2023
Time: 12:25
Page: 48

Total:	0	0	0	0	0	0	17	0
Female-headed Households:	0		0		0			
Income Category:								
	Owner	Renter	Total	Person				
Extremely Low	0	0	0	17				
Low Mod	0	0	0	0				
Moderate	0	0	0	0				
Non Low Moderate	0	0	0	0				
Total	0	0	0	17				
Percent Low/Mod				100.0%				

Annual Accomplishments

Years	Accomplishment Narrative	# Benefitting
2022	CCC provided stabilization services to four households (17 persons) during PY2022-23, which included rental application fees, rent and rent and utility arrears.	



U.S. Department of Housing and Urban Development
Office of Community Planning and Development
Integrated Disbursement and Information System
CDBG Activity Summary Report (GPR) for Program Year 2022
HENRICO COUNTY

Date: 30-Nov-2023
Time: 12:25
Page: 49

PGM Year: 2022
Project: 0013 - Better Housing Coalition Carter Woods III
IDIS Activity: 1439 - Better Housing Coalition Carter Woods III
Status: Open
Location: 23 W Broad St Ste 100 Richmond, VA 23220-4295

Objective: Create suitable living environments
Outcome: Availability/accessibility
Matrix Code: Construction of Housing (12) **National Objective:** LMH

Activity to prevent, prepare for, and respond to Coronavirus: No

Initial Funding Date: 10/13/2022

Description:

Provide funds to Better Housing Coalition towards the construction of Carter Woods III, a multi-family development for low-income households.

Financing

	Fund Type	Grant Year	Grant	Funded Amount	Drawn In Program Year	Drawn Thru Program Year
CDBG	EN	2022	B22UC510003	\$50,000.00	\$0.00	\$0.00
		2023	B23UC510003	\$250,000.00	\$0.00	\$0.00
Total	Total			\$300,000.00	\$0.00	\$0.00

Proposed Accomplishments

Housing Units : 1

Actual Accomplishments

Number assisted:

	Owner		Renter		Total		Person	
	Total	Hispanic	Total	Hispanic	Total	Hispanic	Total	Hispanic
White:	0	0	0	0	0	0		0
Black/African American:	0	0	0	0	0	0	0	0
Asian:	0	0	0	0	0	0	0	0
American Indian/Alaskan Native:	0	0	0	0	0	0	0	0
Native Hawaiian/Other Pacific Islander:	0	0	0	0	0	0	0	0
American Indian/Alaskan Native & White:	0	0	0	0	0	0	0	0
Asian White:	0	0	0	0	0	0	0	0
Black/African American & White:	0	0	0	0	0	0	0	0
American Indian/Alaskan Native & Black/African American:	0	0	0	0	0	0	0	0
Other multi-racial:	0	0	0	0	0	0	0	0
Asian/Pacific Islander:	0	0	0	0	0	0	0	0
Hispanic:	0	0	0	0	0	0	0	0



U.S. Department of Housing and Urban Development
Office of Community Planning and Development
Integrated Disbursement and Information System
CDBG Activity Summary Report (GPR) for Program Year 2022
HENRICO COUNTY

Date: 30-Nov-2023
Time: 12:25
Page: 50

Total:	0	0	0	0	0	0	0	0
---------------	----------	----------	----------	----------	----------	----------	----------	----------

Female-headed Households:	0		0		0			
---------------------------	---	--	---	--	---	--	--	--

Income Category:

	Owner	Renter	Total	Person
Extremely Low	0	0	0	0
Low Mod	0	0	0	0
Moderate	0	0	0	0
Non Low Moderate	0	0	0	0
Total	0	0	0	0
Percent Low/Mod				

Annual Accomplishments

No data returned for this view. This might be because the applied filter excludes all data.



U.S. Department of Housing and Urban Development
Office of Community Planning and Development
Integrated Disbursement and Information System
CDBG Activity Summary Report (GPR) for Program Year 2022
HENRICO COUNTY

Date: 30-Nov-2023
Time: 12:25
Page: 51

PGM Year: 2019
Project: 0039 - Virginia LISC Transformation Grant Program (CDBG-CV)
IDIS Activity: 1447 - LISC Small Business Transformation Grants

Status: Open
Location: PO Box 14009 Richmond, VA 23225-8955

Objective: Create economic opportunities
Outcome: Availability/accessibility
Matrix Code: ED Technical Assistance (18B)

National Objective: LMA

Activity to prevent, prepare for, and respond to Coronavirus: Yes

Initial Funding Date: 11/03/2022

Description:

Provide funds to Virginia LISC to provide a program of grants to small businesses in order to facilitate a transformation to better respond to coronavirus or other future economic disruptions.

Financing

	Fund Type	Grant Year	Grant	Funded Amount	Drawn In Program Year	Drawn Thru Program Year
CDBG	EN	2020	B20UW510003	\$350,000.00	\$201,674.62	\$201,674.62
	LA	2020	B20UC510003	\$853.75	\$853.75	\$853.75
Total	Total			\$350,853.75	\$202,528.37	\$202,528.37

Proposed Accomplishments

Businesses : 10
Total Population in Service Area: 106,370
Census Tract Percent Low / Mod: 52.72

Annual Accomplishments

No data returned for this view. This might be because the applied filter excludes all data.



U.S. Department of Housing and Urban Development
Office of Community Planning and Development
Integrated Disbursement and Information System
CDBG Activity Summary Report (GPR) for Program Year 2022
HENRICO COUNTY

Date: 30-Nov-2023
Time: 12:25
Page: 52

PGM Year: 2019
Project: 0040 - CV- Housing Assessment and Transition Support
IDIS Activity: 1450 - CV- Housing Assessment and Transition Support

Status: Open
Location: 1601 Rolling Hills Dr Henrico, VA 23229-5011

Objective: Provide decent affordable housing
Outcome: Availability/accessibility
Matrix Code: Subsistence Payment (05Q)

National Objective: LMC

Activity to prevent, prepare for, and respond to Coronavirus: Yes

Initial Funding Date: 01/10/2023

Description:

This program provides support to Commonwealth Catholic Charities for a program to assist families with school-age children living in hotels/motels. CDBG funds will be used for direct household support in paying rent (current or past due), deposits, etc.

Financing

	Fund Type	Grant Year	Grant	Funded Amount	Drawn In Program Year	Drawn Thru Program Year
CDBG	EN	2020	B20UW510003	\$200,000.00	\$21,024.78	\$21,024.78
Total	Total			\$200,000.00	\$21,024.78	\$21,024.78

Proposed Accomplishments

People (General) : 25

Actual Accomplishments

Number assisted:

	Owner		Renter		Total		Person	
	Total	Hispanic	Total	Hispanic	Total	Hispanic	Total	Hispanic
White:	0	0	0	0	0	0		0
Black/African American:	0	0	0	0	0	0	0	0
Asian:	0	0	0	0	0	0	0	0
American Indian/Alaskan Native:	0	0	0	0	0	0	0	0
Native Hawaiian/Other Pacific Islander:	0	0	0	0	0	0	0	0
American Indian/Alaskan Native & White:	0	0	0	0	0	0	0	0
Asian White:	0	0	0	0	0	0	0	0
Black/African American & White:	0	0	0	0	0	0	0	0
American Indian/Alaskan Native & Black/African American:	0	0	0	0	0	0	0	0
Other multi-racial:	0	0	0	0	0	0	0	0
Asian/Pacific Islander:	0	0	0	0	0	0	0	0
Hispanic:	0	0	0	0	0	0	0	0



U.S. Department of Housing and Urban Development
Office of Community Planning and Development
Integrated Disbursement and Information System
CDBG Activity Summary Report (GPR) for Program Year 2022
HENRICO COUNTY

Date: 30-Nov-2023

Time: 12:25

Page: 53

Total:	0	0	0	0	0	0	0	0
---------------	----------	----------	----------	----------	----------	----------	----------	----------

Female-headed Households:	0		0		0			
---------------------------	---	--	---	--	---	--	--	--

Income Category:

	Owner	Renter	Total	Person
Extremely Low	0	0	0	0
Low Mod	0	0	0	0
Moderate	0	0	0	0
Non Low Moderate	0	0	0	0
Total	0	0	0	0
Percent Low/Mod				

Annual Accomplishments

No data returned for this view. This might be because the applied filter excludes all data.



U.S. Department of Housing and Urban Development
Office of Community Planning and Development
Integrated Disbursement and Information System
CDBG Activity Summary Report (GPR) for Program Year 2022
HENRICO COUNTY

Date: 30-Nov-2023
Time: 12:25
Page: 54

PGM Year: 2019
Project: 0041 - CV- Housing Families First Emergency Shelter
IDIS Activity: 1467 - Housing Families First Emergency Shelter

Status: Open
Location: 3900 Nine Mile Rd Richmond, VA 23223-4913

Objective: Create suitable living environments
Outcome: Availability/accessibility
Matrix Code: Operating Costs of Homeless/AIDS Patients Programs (03T)

National Objective: LMC

Activity to prevent, prepare for, and respond to Coronavirus: Yes

Initial Funding Date: 09/08/2023

Description:

Providing funds for operation of a shelter for families experiencing homelessness due to COVID-19.

Financing

	Fund Type	Grant Year	Grant	Funded Amount	Drawn In Program Year	Drawn Thru Program Year
CDBG	EN	2020	B20UW510003	\$6,486.00	\$6,486.00	\$6,486.00
Total	Total			\$6,486.00	\$6,486.00	\$6,486.00

Proposed Accomplishments

Actual Accomplishments

Number assisted:

	Owner		Renter		Total		Person	
	Total	Hispanic	Total	Hispanic	Total	Hispanic	Total	Hispanic
White:	0	0	0	0	0	0		0
Black/African American:	0	0	0	0	0	0	0	0
Asian:	0	0	0	0	0	0	0	0
American Indian/Alaskan Native:	0	0	0	0	0	0	0	0
Native Hawaiian/Other Pacific Islander:	0	0	0	0	0	0	0	0
American Indian/Alaskan Native & White:	0	0	0	0	0	0	0	0
Asian White:	0	0	0	0	0	0	0	0
Black/African American & White:	0	0	0	0	0	0	0	0
American Indian/Alaskan Native & Black/African American:	0	0	0	0	0	0	0	0
Other multi-racial:	0	0	0	0	0	0	0	0
Asian/Pacific Islander:	0	0	0	0	0	0	0	0
Hispanic:	0	0	0	0	0	0	0	0
Total:	0	0	0	0	0	0	0	0
Female-headed Households:	0		0		0			



U.S. Department of Housing and Urban Development
Office of Community Planning and Development
Integrated Disbursement and Information System
CDBG Activity Summary Report (GPR) for Program Year 2022
HENRICO COUNTY

Date: 30-Nov-2023
Time: 12:25
Page: 55

Income Category:

	Owner	Renter	Total	Person
Extremely Low	0	0	0	0
Low Mod	0	0	0	0
Moderate	0	0	0	0
Non Low Moderate	0	0	0	0
Total	0	0	0	0
Percent Low/Mod				

Annual Accomplishments

No data returned for this view. This might be because the applied filter excludes all data.



U.S. Department of Housing and Urban Development
Office of Community Planning and Development
Integrated Disbursement and Information System
CDBG Activity Summary Report (GPR) for Program Year 2022
HENRICO COUNTY

Date: 30-Nov-2023
Time: 12:25
Page: 56

Total Funded Amount:	\$4,501,523.12
Total Drawn Thru Program Year:	\$3,817,044.77
Total Drawn In Program Year:	\$1,954,279.55

U.S. Department of Housing and Urban Development
Office of Community Planning and Development
Integrated Disbursement and Information System
Home Matching Liability Report

DATE: 11-03-23
TIME: 8:40
PAGE: 1

HENRICO COUNTY, VA

Fiscal Year	Match Percent	Total Disbursements	Disbursements Requiring Match	Match Liability Amount
-----	-----	-----	-----	-----
1998	25.0 %	\$195,579.72	\$174,250.00	\$43,562.50
1999	25.0 %	\$454,150.96	\$432,387.26	\$108,096.81
2000	25.0 %	\$766,498.55	\$734,301.25	\$183,575.31
2001	25.0 %	\$564,435.07	\$496,999.00	\$124,249.75
2002	25.0 %	\$878,548.68	\$838,571.22	\$209,642.80
2003	25.0 %	\$435,371.93	\$389,294.00	\$97,323.50
2004	0.0 %	\$902,792.69	\$854,291.00	\$0.00
2005	25.0 %	\$985,158.21	\$925,857.37	\$231,464.34
2006	25.0 %	\$563,104.09	\$507,064.24	\$126,766.06
2007	25.0 %	\$906,419.08	\$837,036.30	\$209,259.07
2008	25.0 %	\$1,003,639.75	\$944,248.09	\$236,062.02
2009	25.0 %	\$902,722.09	\$799,277.00	\$199,819.25
2010	25.0 %	\$947,570.26	\$847,097.59	\$211,774.39
2011	25.0 %	\$1,052,178.62	\$966,607.00	\$241,651.75
2012	25.0 %	\$900,467.11	\$813,811.89	\$203,452.97
2013	25.0 %	\$589,330.44	\$528,443.50	\$132,110.87
2014	25.0 %	\$743,134.33	\$682,395.80	\$170,598.95

IDIS - PR33

U.S. Department of Housing and Urban Development
Office of Community Planning and Development
Integrated Disbursement and Information System
Home Matching Liability Report

DATE: 11-03-23
TIME: 8:40
PAGE: 2

2015	25.0 %	\$618,325.14	\$559,832.50	\$139,958.12
2016	25.0 %	\$597,166.39	\$545,599.82	\$136,399.95
2017	25.0 %	\$686,995.69	\$626,550.30	\$156,637.57
2018	25.0 %	\$828,772.38	\$754,660.39	\$188,665.09
2019	25.0 %	\$871,901.71	\$796,307.00	\$199,076.75
2020	25.0 %	\$684,938.20	\$604,487.92	\$151,121.98
2021	25.0 %	\$664,297.23	\$610,727.00	\$152,681.75
2022	25.0 %	\$465,050.62	\$406,338.74	\$101,584.68

U.S. DEPARTMENT OF HOUSING AND
URBAN DEVELOPMENT
OFFICE OF COMMUNITY PLANNING AND
DEVELOPMENT
PR06 - Summary of Consolidated Plan
Projects for Report Year

DATE: 11/29/2023
TIME: 2:36:35 PM
PAGE: 1/2

IDIS

Plan IDIS
Year Project Project Title and Description

2022	1	CDBG Administration	Provides for the administration of the CDBG Program
	2	HOME Administration	Provides for administration of the HOME Program
	3	Commercial Assistance Program	Provides for the administration of the Enterprise Zone and Commercial Assistance programs.
	4	Enterprise Zone Design Assistance	Provides for design assistance grants to businesses located within the County's Enterprise Zones
	5	CONNECT Program	Provides support services for low-income school-age children with after-school and summer programs.
	6	project:HOMES Homeowner Rehab Program	Provides funds for a program of housing rehabilitation for low-income elderly or disabled homeowners.
	7	Critical Home Repair Program	Provides funds for a program of critical home repairs for low-income homeowners by project:HOMES and Richmond Metropolitan Habitat for Humanity
	8	Down Payment Assistance Programs	Provides funds for down payment and closing cost assistance to first-time, low-income homeowners. Providers are Southside Community Development and Housing Corp and Housing Opportunities Made Equal
	9	CHDO Activities	Provides funds for the development of new affordable housing. Projects made include new construction or rehab of existing single-family units or multi-family projects.
	10	LISC Revolving Loan Fund	Provides funds to Local Initiatives Support Corporation (LISC) for a small business revolving loan fund
	11	Commonwealth Catholic Charities Homelessness Diversion & Prevention	Provides funds assist families who are facing homelessness.
	12	Henrico DPU Sewer Connection Assistance	Provide funds for a program to assist qualified homeowners with costs associated with connecting to County water and sewer systems in areas where sewer extension has occurred.
	13	Better Housing Coalition Carter Woods III	Provide funds to Better Housing Coalition to assist with costs associated with the development of 2 53-unit apartment buildings for low-income residents.
	14	ESG22 2022-23 ESG Program	Provides funds for the 2022-23 ESG program

U.S. DEPARTMENT OF HOUSING AND
URBAN DEVELOPMENT
OFFICE OF COMMUNITY PLANNING AND
DEVELOPMENT
PR06 - Summary of Consolidated Plan
Projects for Report Year

DATE: 11/29/2023
TIME: 2:36:35 PM
PAGE: 2/2

IDIS

Program	Project Estimate	Committed Amount	Amount Drawn Thru Report Year	Amount Available to Draw	Amount Drawn in Report Year
CDBG	\$322,500.00	\$290,707.68	\$290,707.68	\$0.00	\$290,707.68
HOME	\$90,000.00	\$67,752.20	\$58,953.04	\$8,799.16	\$58,953.04
CDBG	\$203,000.00	\$122,902.19	\$122,902.19	\$0.00	\$122,902.19
CDBG	\$35,000.00	\$35,000.00	\$0.00	\$35,000.00	\$0.00
CDBG	\$169,500.00	\$169,500.00	\$169,500.00	\$0.00	\$169,500.00
CDBG	\$122,185.00	\$128,435.00	\$128,435.00	\$0.00	\$128,435.00
HOME	\$632,533.00	\$590,755.90	\$347,675.50	\$243,080.40	\$347,675.50
CDBG	\$615,000.00	\$623,802.93	\$623,802.93	\$0.00	\$623,802.93
HOME	\$392,685.00	\$41,730.00	\$24,995.00	\$16,735.00	\$24,995.00
HOME	\$149,000.00	\$0.00	\$0.00	\$0.00	\$0.00
CDBG	\$250,000.00	\$0.00	\$0.00	\$0.00	\$0.00
CDBG	\$30,000.00	\$19,654.74	\$19,654.74	\$0.00	\$19,654.74
CDBG	\$75,000.00	\$0.00	\$0.00	\$0.00	\$0.00
CDBG	\$50,000.00	\$300,000.00	\$0.00	\$300,000.00	\$0.00
HESG	\$147,680.00	\$146,881.59	\$73,493.74	\$73,387.85	\$73,493.74



U.S. Department of Housing and Urban Development
Office of Community Planning and Development
Integrated Disbursement and Information System
HOME Summary of Accomplishments

DATE: 11-03-23
TIME: 9:25
PAGE: 1

Program Year: 2022
Start Date 01-Oct-2022 - End Date 30-Sep-2023
HENRICO COUNTY
Home Disbursements and Unit Completions

Activity Type	Disbursed Amount	Units Completed	Units Occupied
First Time Homebuyers	\$91,131.00	9	9
Existing Homeowners	\$629,867.00	13	13
Total, Homebuyers and Homeowners	\$720,998.00	22	22
Grand Total	\$720,998.00	22	22

Home Unit Completions by Percent of Area Median Income

Activity Type	Units Completed					
	0% - 30%	31% - 50%	51% - 60%	61% - 80%	Total 0% - 60%	Total 0% - 80%
First Time Homebuyers	0	0	1	8	1	9
Existing Homeowners	3	4	2	4	9	13
Total, Homebuyers and Homeowners	3	4	3	12	10	22
Grand Total	3	4	3	12	10	22



U.S. Department of Housing and Urban Development
Office of Community Planning and Development
Integrated Disbursement and Information System
HOME Summary of Accomplishments

DATE: 11-03-23
TIME: 9:25
PAGE: 2

Program Year: 2022
Start Date 01-Oct-2022 - End Date 30-Sep-2023
HENRICO COUNTY

Home Unit Reported As Vacant

Activity Type	Reported as Vacant
First Time Homebuyers	0
Existing Homeowners	0
Total, Homebuyers and Homeowners	0
Grand Total	0



U.S. Department of Housing and Urban Development
Office of Community Planning and Development
Integrated Disbursement and Information System
HOME Summary of Accomplishments

DATE: 11-03-23
TIME: 9:25
PAGE: 3

Program Year: 2022

Start Date 01-Oct-2022 - End Date 30-Sep-2023

HENRICO COUNTY

Home Unit Completions by Racial / Ethnic Category

	First Time Homebuyers		Existing Homeowners	
	Units Completed	Units Completed - Hispanics	Units Completed	Units Completed - Hispanics
White	0	0	4	0
Black/African American	9	0	9	0
Total	9	0	13	0

	Total, Homebuyers and Homeowners		Grand Total	
	Units Completed	Units Completed - Hispanics	Units Completed	Units Completed - Hispanics
White	4	0	4	0
Black/African American	18	0	18	0
Total	22	0	22	0



U.S. Department of Housing and Urban Development
Office of Community Planning and Development
Integrated Disbursement and Information System
CDBG Summary of Accomplishments
Program Year: 2022

DATE: 11-03-23
TIME: 9:26
PAGE: 1

HENRICO COUNTY

Count of CDBG Activities with Disbursements by Activity Group & Matrix Code

Activity Group	Activity Category	Open Count	Open Activities Disbursed	Completed Count	Completed Activities Disbursed	Program Year Count	Total Activities Disbursed
Economic Development	Rehab; Publicly or Privately-Owned Commercial/Industrial (14E)	1	\$0.00	0	\$0.00	1	\$0.00
	ED Technical Assistance (18B)	2	\$217,528.37	3	\$138,343.07	5	\$355,871.44
	Total Economic Development	3	\$217,528.37	3	\$138,343.07	6	\$355,871.44
Housing	Construction of Housing (12)	1	\$0.00	0	\$0.00	1	\$0.00
	Housing Counseling, under 24 CFR 5.100, for Homeownership Assistance (13B) (13A)	0	\$0.00	1	\$2,750.00	1	\$2,750.00
	Rehab; Single-Unit Residential (14A)	0	\$0.00	4	\$753,937.93	4	\$753,937.93
	Rehab; Multi-Unit Residential (14B)	1	\$0.00	0	\$0.00	1	\$0.00
	Rehabilitation Administration (14H)	0	\$0.00	1	\$0.00	1	\$0.00
	Housing Counseling, under 24 CFR 5.100, Supporting HOME Program Assistance Housing Activities (14K)	0	\$0.00	1	\$2,500.00	1	\$2,500.00
	Total Housing	2	\$0.00	7	\$759,187.93	9	\$759,187.93
Public Facilities and Improvements	Street Improvements (03K)	0	\$0.00	2	\$11,725.00	2	\$11,725.00
	Total Public Facilities and Improvements	0	\$0.00	2	\$11,725.00	2	\$11,725.00
Public Services	Legal Services (05C)	0	\$0.00	1	\$50,000.00	1	\$50,000.00
	Youth Services (05D)	0	\$0.00	1	\$169,500.00	1	\$169,500.00
	Subsistence Payment (05Q)	0	\$0.00	1	\$19,654.74	1	\$19,654.74
	Housing Information and Referral Services (05X)	0	\$0.00	1	\$0.00	1	\$0.00
	Total Public Services	0	\$0.00	4	\$239,154.74	4	\$239,154.74
General Administration and Planning	General Program Administration (21A)	0	\$0.00	1	\$290,707.68	1	\$290,707.68
	Total General Administration and Planning	0	\$0.00	1	\$290,707.68	1	\$290,707.68
Grand Total		5	\$217,528.37	17	\$1,439,118.42	22	\$1,656,646.79



U.S. Department of Housing and Urban Development
Office of Community Planning and Development
Integrated Disbursement and Information System
CDBG Summary of Accomplishments
Program Year: 2022

DATE: 11-03-23
TIME: 9:26
PAGE: 2

HENRICO COUNTY

CDBG Sum of Actual Accomplishments by Activity Group and Accomplishment Type

Activity Group	Matrix Code	Accomplishment Type	Open Count	Completed Count	Program Year Totals
Economic Development	Rehab; Publicly or Privately-Owned Commercial/Industrial (14E)	Jobs	0	0	0
	ED Technical Assistance (18B)	Business	0	0	0
		Jobs	2	18	20
	Total Economic Development		2	18	20
Housing	Construction of Housing (12)	Housing Units	0	0	0
	Housing Counseling, under 24 CFR 5.100, for Homeownership Assistance (13B) (13A)	Households	0	4	4
	Rehab; Single-Unit Residential (14A)	Housing Units	0	78	78
	Rehab; Multi-Unit Residential (14B)	Housing Units	0	0	0
	Rehabilitation Administration (14H)	Housing Units	0	10	10
	Housing Counseling, under 24 CFR 5.100, Supporting HOME Program Assistance Housing Activities (14K)	Housing Units	0	4	4
	Total Housing		0	96	96
Public Facilities and Improvements	Street Improvements (03K)	Persons	0	5,815	5,815
	Total Public Facilities and Improvements		0	5,815	5,815
Public Services	Legal Services (05C)	Persons	0	662	662
	Youth Services (05D)	Persons	0	129	129
	Subsistence Payment (05Q)	Persons	0	17	17
	Housing Information and Referral Services (05X)	Persons	0	38	38
	Total Public Services		0	846	846
Grand Total			2	6,775	6,777



U.S. Department of Housing and Urban Development
Office of Community Planning and Development
Integrated Disbursement and Information System
CDBG Summary of Accomplishments
Program Year: 2022

DATE: 11-03-23
TIME: 9:26
PAGE: 3

HENRICO COUNTY

CDBG Beneficiaries by Racial / Ethnic Category

Housing-Non Housing	Race	Total Persons	Total Hispanic Persons	Total Households	Total Hispanic Households
Housing	White	0	0	20	1
	Black/African American	0	0	71	0
	Asian	0	0	3	0
	American Indian/Alaskan Native	0	0	1	0
	Other multi-racial	0	0	1	0
	Total Housing	0	0	96	1
Non Housing	White	125	0	0	0
	Black/African American	695	2	0	0
	Asian	3	0	0	0
	Black/African American & White	1	0	0	0
	Other multi-racial	42	14	0	0
	Total Non Housing	866	16	0	0
Grand Total	White	125	0	20	1
	Black/African American	695	2	71	0
	Asian	3	0	3	0
	American Indian/Alaskan Native	0	0	1	0
	Black/African American & White	1	0	0	0
	Other multi-racial	42	14	1	0
Total Grand Total		866	16	96	1



U.S. Department of Housing and Urban Development
Office of Community Planning and Development
Integrated Disbursement and Information System
CDBG Summary of Accomplishments
Program Year: 2022

DATE: 11-03-23
TIME: 9:26
PAGE: 4

HENRICO COUNTY

CDBG Beneficiaries by Income Category [\(Click here to view activities\)](#)

Income Levels		Owner	Occupied	Renter	Occupied	Persons
Housing	Extremely Low ($\leq 30\%$)		25		0	0
	Low ($>30\%$ and $\leq 50\%$)		26		0	0
	Mod ($>50\%$ and $\leq 80\%$)		22		0	0
	Total Low-Mod		73		0	0
	Non Low-Mod ($>80\%$)		0		0	0
	Total Beneficiaries		73		0	0
Non Housing	Extremely Low ($\leq 30\%$)		0		0	133
	Low ($>30\%$ and $\leq 50\%$)		0		0	12
	Mod ($>50\%$ and $\leq 80\%$)		0		0	1
	Total Low-Mod		0		0	146
	Non Low-Mod ($>80\%$)		0		0	0
	Total Beneficiaries		0		0	146



U.S. Department of Housing and Urban Development
Office of Community Planning and Development
Integrated Disbursement and Information System
PR91 - ESG Financial Summary

DATE: 11-03-23
TIME: 9:28
PAGE: 1

HENRICO COUNTY, VA
2022

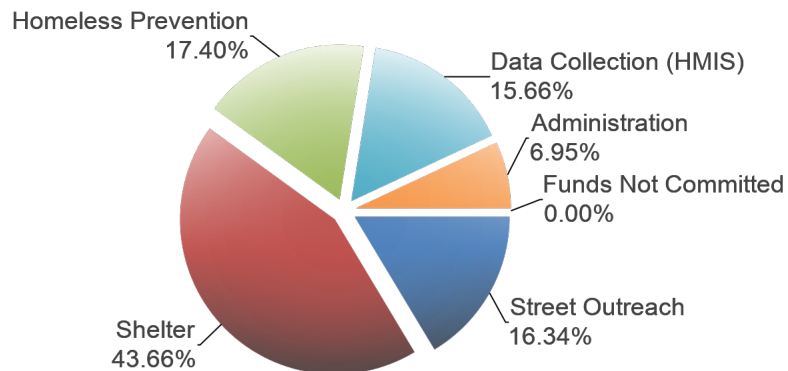
ESG Program Level Summary

Grant Number	Total Grant Amount	Total Funds Committed	Total Funds Available to Commit	% of Grant Funds Not Committed	Grant Funds Drawn	% of Grant Funds Drawn	Available to Draw	% Remaining to Draw
E22UC510003	\$146,882.00	\$146,881.59	\$0.41	0.00%	\$103,917.03	70.75%	\$42,964.97	29.25%

ESG Program Components

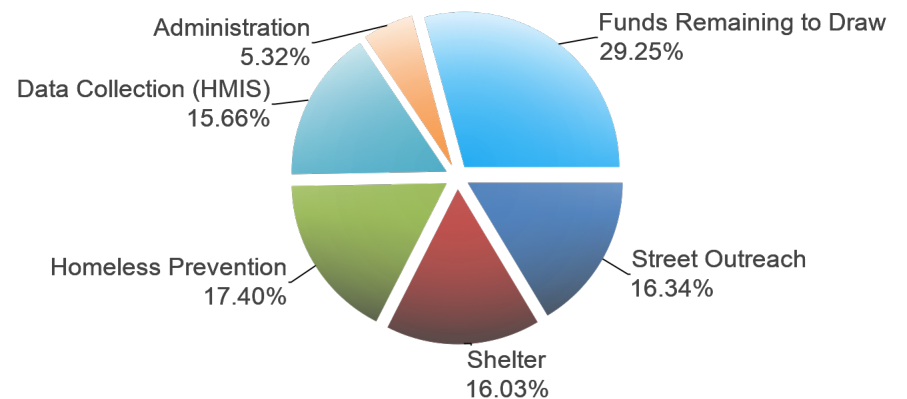
Activity Type	Total Committed to Activities	% of Grant Committed	Drawn Amount	% of Grant Drawn
Street Outreach	\$24,000.00	16.34%	\$24,000.00	16.34%
Shelter	\$64,129.00	43.66%	\$23,551.69	16.03%
Homeless Prevention	\$25,551.00	17.40%	\$25,551.00	17.40%
Rapid Re-Housing	\$0.00	0.00%	\$0.00	0.00%
Data Collection (HMIS)	\$22,999.59	15.66%	\$22,999.59	15.66%
Administration	\$10,202.00	6.95%	\$7,814.75	5.32%
Funds Not Committed	\$0.41	0.00%	\$0.00	0.00%
Funds Remaining to Draw	\$0.00	0.00%	\$42,964.97	29.25%
Total	\$146,882.00	100.00%	\$146,882.00	100.00%

Funds Committed



Street Outreach Shelter Homeless Prevention Rapid Re-Housing
Data Collection (HMIS) Administration Funds Not Committed Funds Remaining to Draw

Funds Drawn



Street Outreach Shelter Homeless Prevention Rapid Re-Housing
Data Collection (HMIS) Administration Funds Not Committed Funds Remaining to Draw



U.S. Department of Housing and Urban Development
Office of Community Planning and Development
Integrated Disbursement and Information System
PR91 - ESG Financial Summary

DATE: 11-03-23
TIME: 9:28
PAGE: 2

HENRICO COUNTY, VA
2022

24-Month Grant Expenditure Deadline

All of the recipient's grant must be expended for eligible activity costs within 24 months after the date HUD signs the grant agreement with the recipient. Expenditure means either an actual cash disbursement for a direct charge for a good or service or an indirect cost or the accrual of a direct charge for a good or service or an indirect cost. This report uses draws in IDIS to measure expenditures. HUD allocated Fiscal Year 2011 ESG funds in two allocations. For FY2011, this Obligation Date is the date of the first allocation. This report does not list the Obligation Date, does not calculate the Expenditure Deadline, and does not track the Days Remaining for the FY 2011 second allocation.

Grant Amount: \$146,882.00

Grant Number	Draws to Date	HUD Obligation Date	Expenditure Deadline	Days Remaining to Meet Requirement Date	Expenditures Required
E22UC510003	\$103,917.03	09/09/2022	09/09/2024	311	\$42,964.97

60% Cap on Emergency Shelter and Street Outreach

The cap refers to the total amount of the recipient's fiscal year grant, allowed for emergency shelter and street outreach activities, is capped at 60 percent. This amount cannot exceed the greater of: (1) 60% of the overall grant for the year; or, (2) the amount of Fiscal Year 2010 ESG funds committed for homeless assistance activities. (Note: the HESG-CV grants are currently exempt from the 60% funding cap restrictions.)

Amount Committed to Shelter	Amount Committed to Street Outreach	Total Amount Committed to Shelter and Street Outreach	% Committed to Shelter and Street Outreach	2010 Funds Committed to Homeless Assistance Activities	Total Drawn for Shelter and Street Outreach	% Drawn for Shelter and Street Outreach
\$64,129.00	\$24,000.00	\$88,129.00	60.00%		\$47,551.69	32.37%



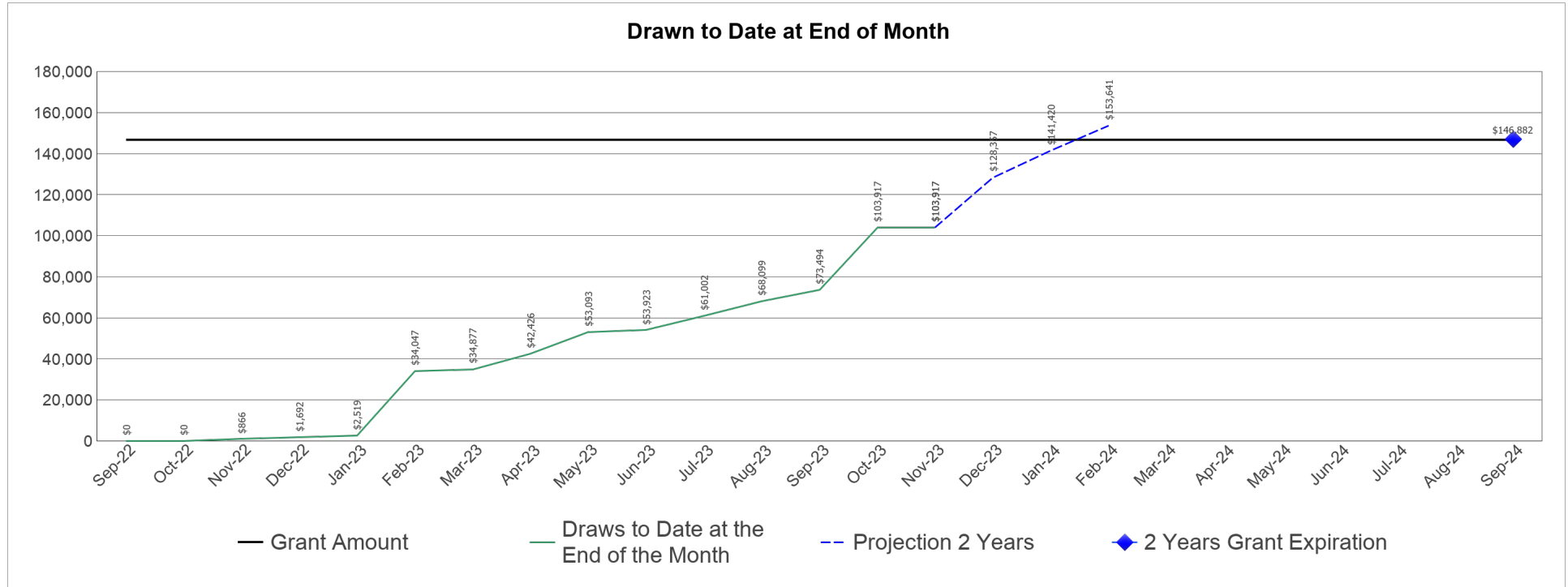
U.S. Department of Housing and Urban Development
Office of Community Planning and Development
Integrated Disbursement and Information System
PR91 - ESG Financial Summary

DATE: 11-03-23
TIME: 9:28
PAGE: 3

HENRICO COUNTY, VA
2022

ESG Draws By Month (at the total grant level):

Grant Amount: 146,882.00



ESG Draws By Quarter (at the total grant level):

Quarter End Date	Draws for the Quarter	Draws to Date at the End of the Quarter	% Drawn for the Quarter	% Drawn to Date at End of Quarter
09/30/2022	\$0.00	\$0.00	0.00%	0.00%
12/31/2022	\$1,692.43	\$1,692.43	1.15%	1.15%
03/31/2023	\$33,184.60	\$34,877.03	22.59%	23.74%
06/30/2023	\$19,045.70	\$53,922.73	12.97%	36.71%
09/30/2023	\$19,571.01	\$73,493.74	13.32%	50.04%
12/31/2023	\$30,423.29	\$103,917.03	20.71%	70.75%



U.S. Department of Housing and Urban Development
Office of Community Planning and Development
Integrated Disbursement and Information System
PR91 - ESG Financial Summary

DATE: 11-03-23
TIME: 9:28
PAGE: 4

HENRICO COUNTY, VA
2022

ESG Subrecipient Commitments and Draws by Activity Category :

Subrecipient	Activity Type	Committed	Drawn
HENRICO COUNTY	Administration	\$10,202.00	\$7,814.75
	Total	\$10,202.00	\$7,814.75
	Total Remaining to be Drawn	\$0.00	\$2,387.25
	Percentage Remaining to be Drawn	\$0.00	23.40%
HOMEWARD	Data Collection (HMIS)	\$22,999.59	\$22,999.59
	Total	\$22,999.59	\$22,999.59
	Total Remaining to be Drawn	\$0.00	\$0.00
	Percentage Remaining to be Drawn	\$0.00	0.00%
CARITAS	Shelter	\$20,000.00	\$20,000.00
	Total	\$20,000.00	\$20,000.00
	Total Remaining to be Drawn	\$0.00	\$0.00
	Percentage Remaining to be Drawn	\$0.00	0.00%
YWCA	Homeless Prevention	\$25,551.00	\$25,551.00
	Total	\$25,551.00	\$25,551.00
	Total Remaining to be Drawn	\$0.00	\$0.00
	Percentage Remaining to be Drawn	\$0.00	0.00%
Commonwealth Catholic Charities	Street Outreach	\$24,000.00	\$24,000.00
	Total	\$24,000.00	\$24,000.00
	Total Remaining to be Drawn	\$0.00	\$0.00
	Percentage Remaining to be Drawn	\$0.00	0.00%
Housing Families First	Shelter	\$44,129.00	\$3,551.69
	Total	\$44,129.00	\$3,551.69
	Total Remaining to be Drawn	\$0.00	\$40,577.31
	Percentage Remaining to be Drawn	\$0.00	91.95%



U.S. Department of Housing and Urban Development
Office of Community Planning and Development
Integrated Disbursement and Information System
PR91 - ESG Financial Summary

DATE: 11-03-23
TIME: 9:28
PAGE: 5

HENRICO COUNTY, VA
2022

ESG Subrecipients by Activity Category

Activity Type	Subecipient
Street Outreach	Commonwealth Catholic Charities
Shelter	CARITAS
	Housing Families First
Homeless Prevention	YWCA
Data Collection (HMIS)	HOMEWARD
Administration	HENRICO COUNTY

Sage Data will be added once available from HUD,
approximately January 30, 2024.

Notice of Availability of CAPER for Review and Comment

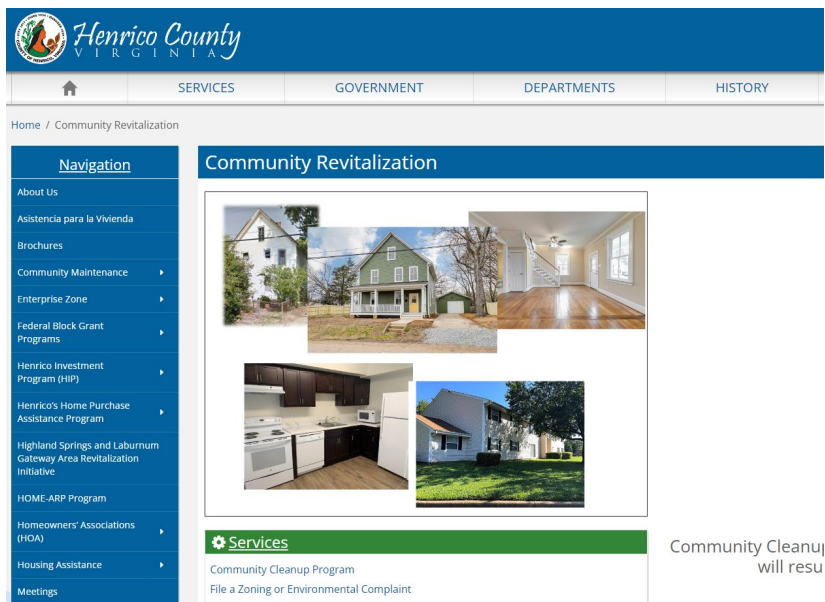
Published in the Richmond-
Times Dispatch –
December 2, 2023

Screenshot of Henrico County Webpage for Community
Revitalization (<https://henrico.us/revit/>)

REQUEST FOR PUBLIC REVIEW
AND COMMENT

In accordance with HUD regulations at 24 CFR 91.520, Henrico County will be submitting its Program Year 2022 CDBG, HOME, and ESG Consolidated Annual Performance and Evaluation Report (CAPER) by December 29, 2023. A draft of this report is available for 15 days for review online at <http://henrico.us/revit/federal-block-grant-programs/caper/>. Internet access is available at all County libraries. A copy is also available for review at the offices of the Henrico County Department of Community Revitalization at 4905 Dickens Rd., Suite 200 during normal business hours. Comments may be submitted to the Henrico County Department of Community Revitalization, PO Box 90775, Henrico, VA 23273-0775, by phone at (804) 501-7640, or by email at revitalization@henrico.us.

COL-7000100



Screenshot of Henrico County Webpage for CAPER (<https://henrico.us/revit/federal-block-grant-programs/caper/>)

