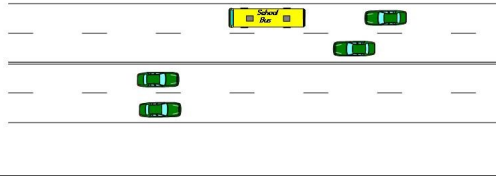
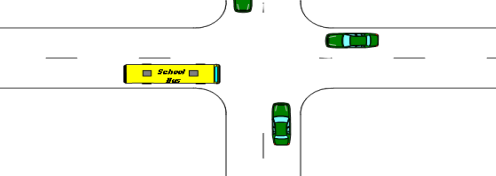


**LEARN AND FOLLOW  
SCHOOL BUS STOP LAWS**

2 or 4 Lane Roadway - No Median  
All Traffic Must Stop

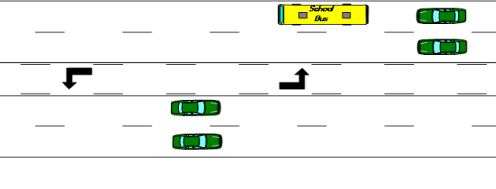


Intersection  
All Traffic Must Stop



4 Lane - Undivided Highway  
Separated by Double Turn Lane

All Traffic Must Stop



4 Lane Divided Highway

These Lanes Must Stop

Median

These Lanes Do Not Have to Stop



For more information on school bus safety please visit the National Highway Traffic Safety Administration at:  
<http://www.nhtsa.gov/School-Buses>



**ONE TEAM. ONE COMMUNITY.  
SAFER TOGETHER**

**Chief of Police  
Eric D. English**



**HENRICO.US/POLICE**



**Henrico County Police Division  
P.O. Box 90775 | Henrico | VA 23273**

**Emergency | 911  
Non-Emergency | (804) 501-5000  
General Info | (804) 501-4800**

**police@henrico.us**

**EMERGENCY: 911  
NON-EMERGENCY: (804) 501-5000**

# School Bus Safety



**WHAT MOTOR VEHICLE OPERATORS AND PARENTS OR GUARDIANS NEED TO KNOW TO KEEP SCHOOL CHILDREN SAFE AND TO PREVENT A TRAGEDY**



**ONE TEAM. ONE COMMUNITY.  
SAFER TOGETHER**



# School Bus Safety

## SCHOOL BUSES ARE THE SAFEST WAY TO TRANSPORT CHILDREN TO SCHOOL



School buses are nearly 8 times safer than passenger vehicles. But children must take care when boarding or leaving the bus. While an average of 7 school-age passengers are killed in school bus crashes each year, 19 are killed getting on and off the bus.

Most of those killed are children, 5 to 7 years old. They are hit in the danger zone around the bus, either by a passing vehicle or by the school bus itself. It is illegal for a vehicle to pass a bus with its red light flashing.

### YOUNG CHILDREN ARE MOST LIKELY TO BE INJURED OR KILLED BECAUSE THEY...

- Hurry to get on or off the bus.
- Act before they think and have little experience with traffic.
- Assume motorists will see them and will wait for them to cross.
- Don't always stay within the bus driver's sight or,
- Drop something as they get off the bus and run into the path of the bus to pick it up.

## HELP YOUR CHILD TO GET ON AND OFF THE BUS SAFELY

### TEACH YOUR CHILD TO...

- Stay away from the danger zone when getting on the bus and to wait for the driver's signal to board the bus.
- Board the bus one child at a time.
- Look before stepping off the bus when getting off the bus to be sure no cars are passing on the shoulder (side of the road).



- Move away from the bus immediately when getting off the bus.
- Remember the "Ten foot" rule. Stay ten feet (5 giant steps) away from any side of the bus.

- Take 5 "giant steps" out from the front of the bus before crossing the street or until the driver's face can be seen.
- Wait for the driver to signal that it is safe to cross the road.
- Look left-right-left when coming to the edge of the bus to make sure traffic is stopped and keep watching traffic when crossing.

## OTHER MEASURES YOU CAN TAKE TO KEEP YOUR CHILD SAFE

- Supervise children to make sure they get to the bus stop on time, wait far away from the road, and avoid rough play.
- Teach your child to ask the driver for help if he/she drops something near the bus. If a child bends down to pick up something, the driver cannot see him/her and the child may be hit by the bus. Have your child use a backpack or book bag to keep loose items together.
- Make sure clothing and backpacks have no loose drawstrings or long straps, to get caught in the handrail or bus door.
- Encourage safe school bus loading and unloading.
- If you think a bus stop is in a dangerous place, talk with your school office or transportation director about changing the location.

