



2022 HENRICO POLICE CRIME STATISTICS

HENRICO POLICE INVOLVEMENT IN INCIDENTS AT HENRICO COUNTY PUBLIC SCHOOLS:

First Semester

(August 29, 2022 – January 26, 2023)

CHIEF OF POLICE ERIC D. ENGLISH

Published March 23, 2023



2022 HENRICO POLICE CRIME STATISTICS

STUDENT REFERRAL TO JUVENILE JUSTICE SYSTEM

STUDENT REFERRAL TO THE JUVENILE JUSTICE SYSTEM

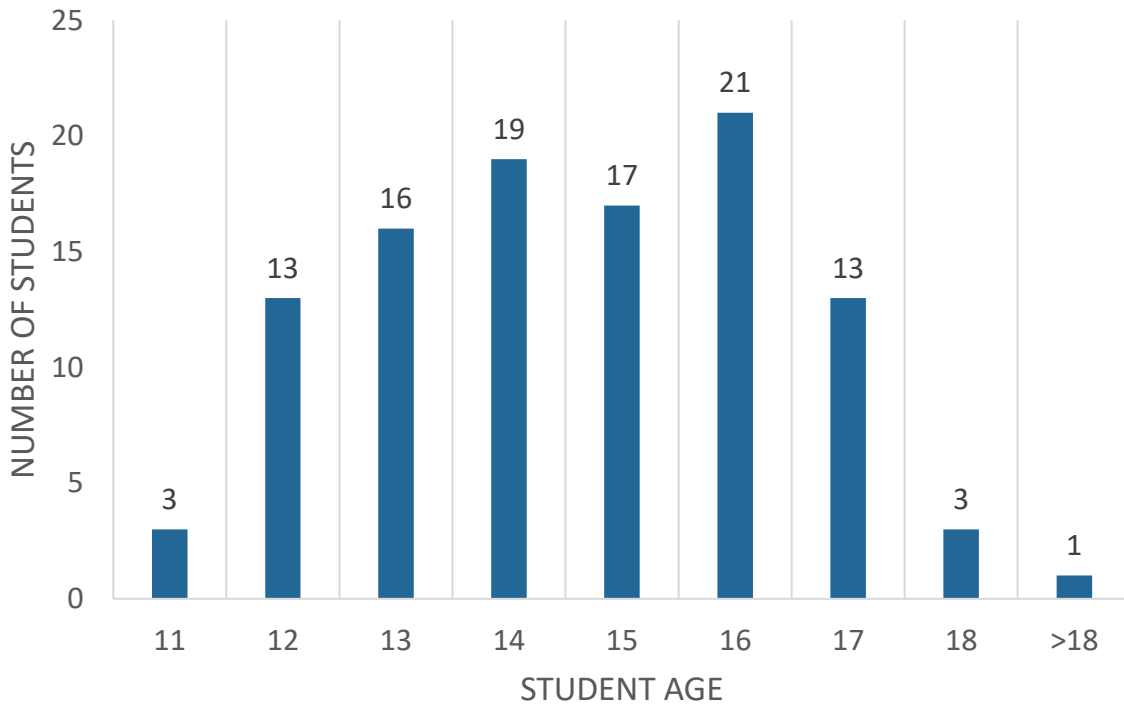
During the period of the first semester of the 2022-2023 school year (August 29, 2022 – January 26, 2023), 106 students have been referred by SROs to the Justice System or been formally charged on warrants/summonses for criminal offenses in Henrico County Public Schools.





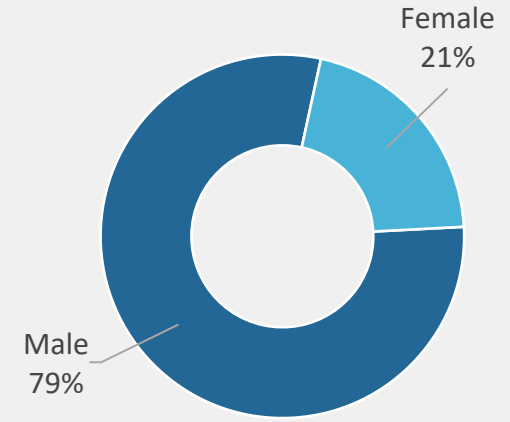
2022 HENRICO POLICE CRIME STATISTICS
 STUDENT REFFERAL DEMOGRAPHICS:
 First Semester 2022-2023

STUDENTS REFERRED TO JUVENILE JUSTICE SYSTEM BY AGE

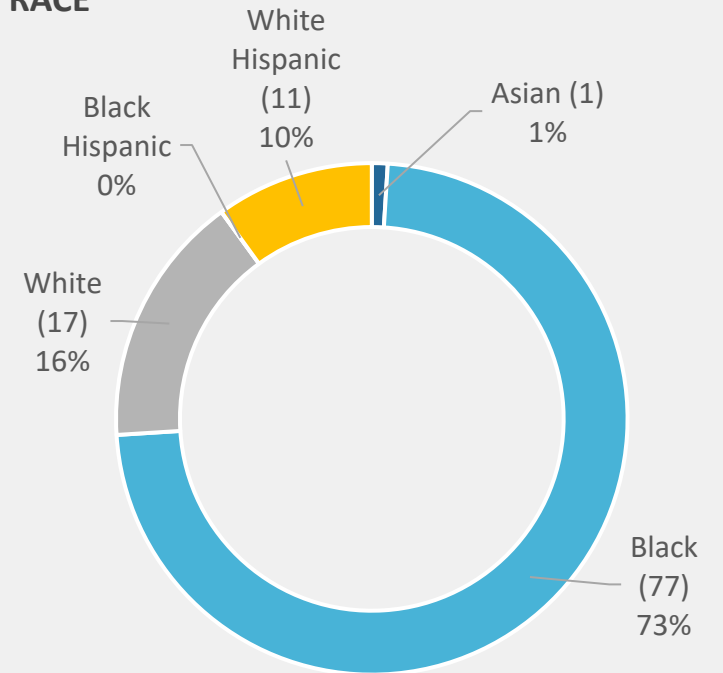


Source: Henrico Police School Services Unit

STUDENTS REFERRED TO JUVENILE JUSTICE BY GENDER



STUDENTS REFERRED TO JUVENILE JUSTICE BY RACE

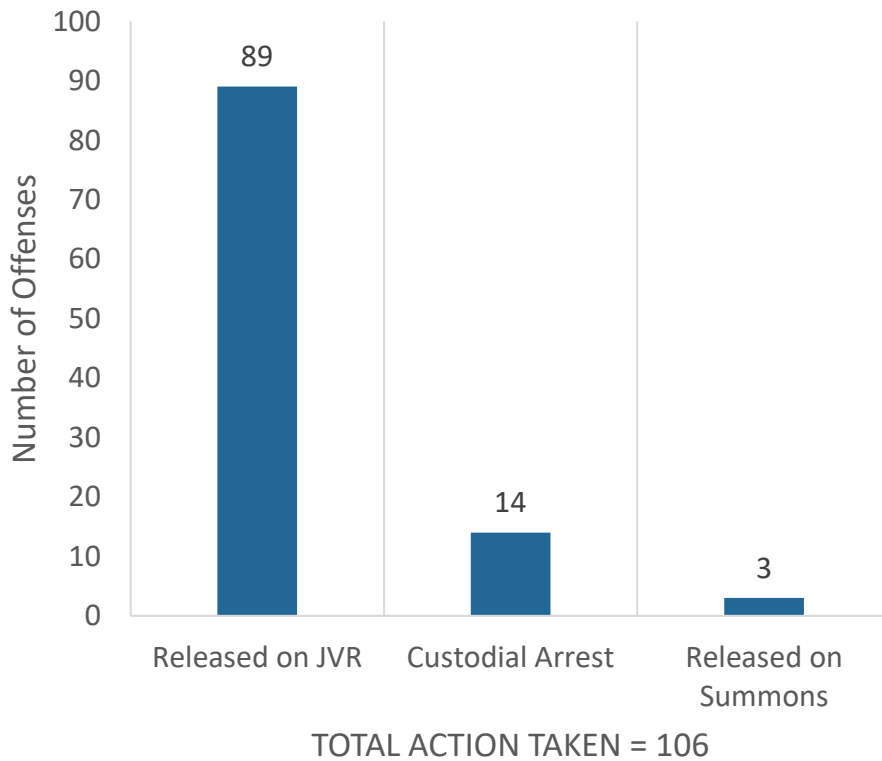




2022 HENRICO POLICE CRIME STATISTICS
JUVENILE CHARGES / DIVERSION

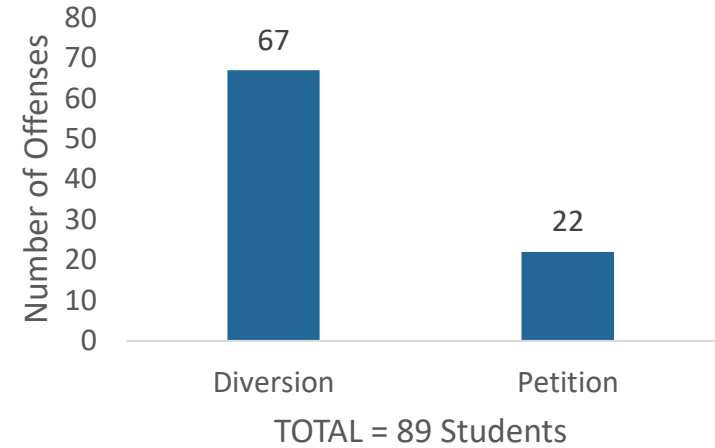
Of the 106 referrals referenced on page 2 during the first semester of the 2022-2023 school year, 89 were referred to Juvenile Intake on a Juvenile Violation Report (JVR) and the students were released to a guardian. Fourteen were custodial arrests and three were released on summons.

OFFICER ACTION AT TIME OF INCIDENT



Source: Henrico Police School Services Unit

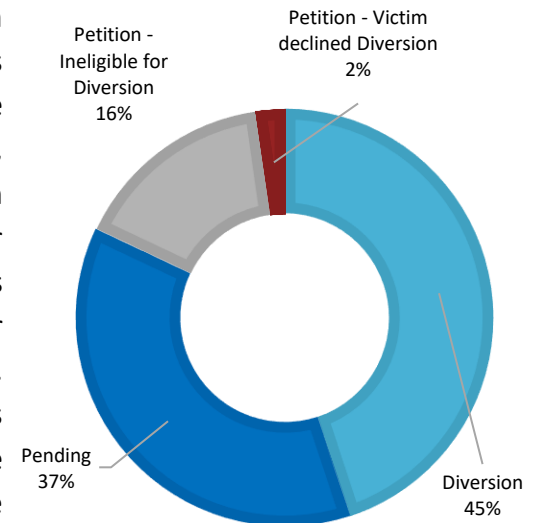
OFFICER RECOMMENDATION ON JVR AT CONCLUSION OF INVESTIGATION



Officers recommended referral to the diversion process more frequently than they referred students for formal charges on a petition (which results in a court appearance).

DETERMINATION BY JUVENILE INTAKE

Juvenile Intake makes an independent decision on the facts of each case, combined with the juvenile’s history, parental input, willingness to participate in diversion (if offered), and other factors, many of which the officer is unaware of at the time of his/her recommendation on charges. Juvenile Intake also now takes input from victims as well. The decisions made by Juvenile Intake do not always reflect the officer’s recommendation.



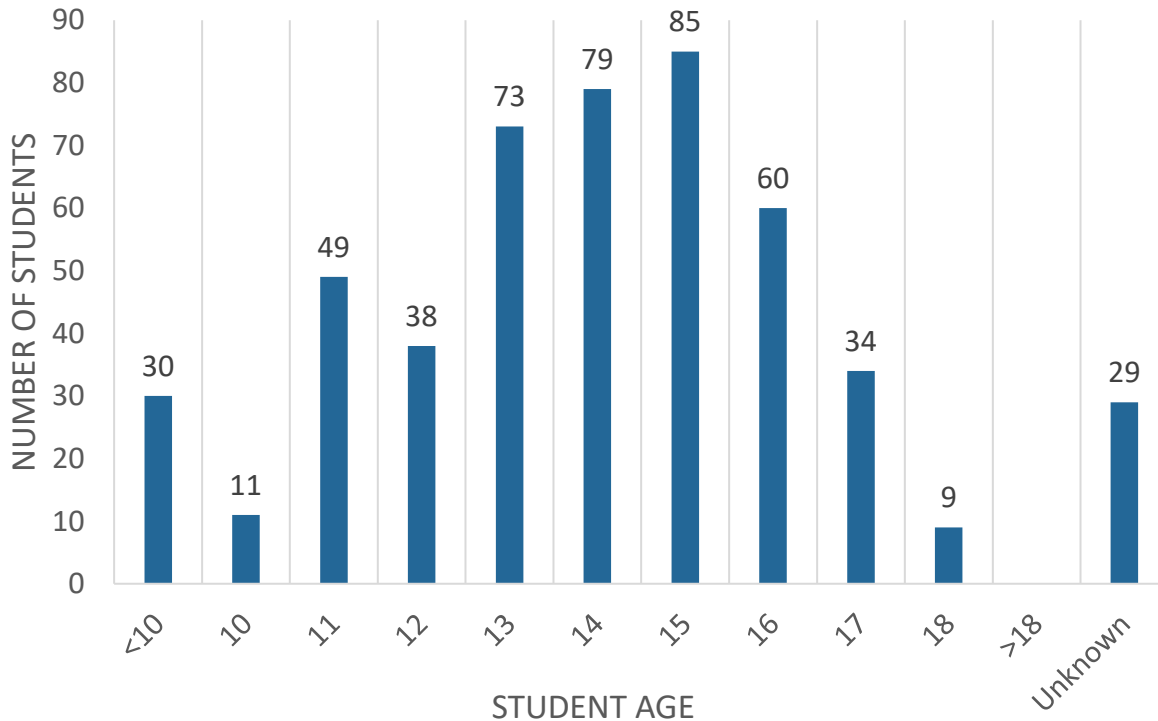


SCHOOL HANDLED DISCIPLINE: First Semester 2022-2023

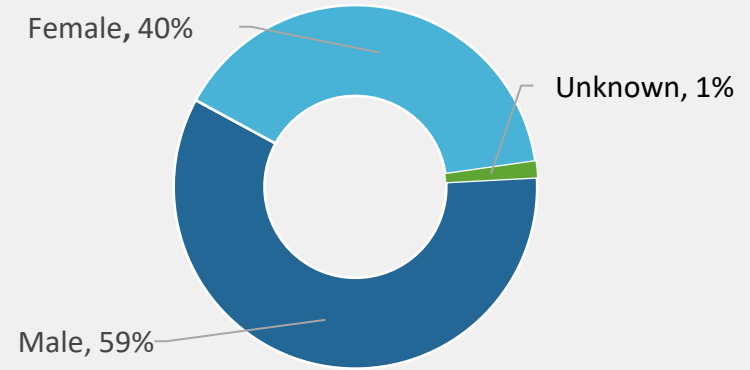
CALLS CLEARED BY EXCEPTION (SCHOOL HANDLED DISCIPLINE)

Officers cleared 318 incidents at Henrico County Schools through the application of discretion, allowing the situation to be resolved by the school with no criminal charges and no further action by law enforcement. These incidents involved 497 students. Twenty-four students have two entries. Four students have three entries.

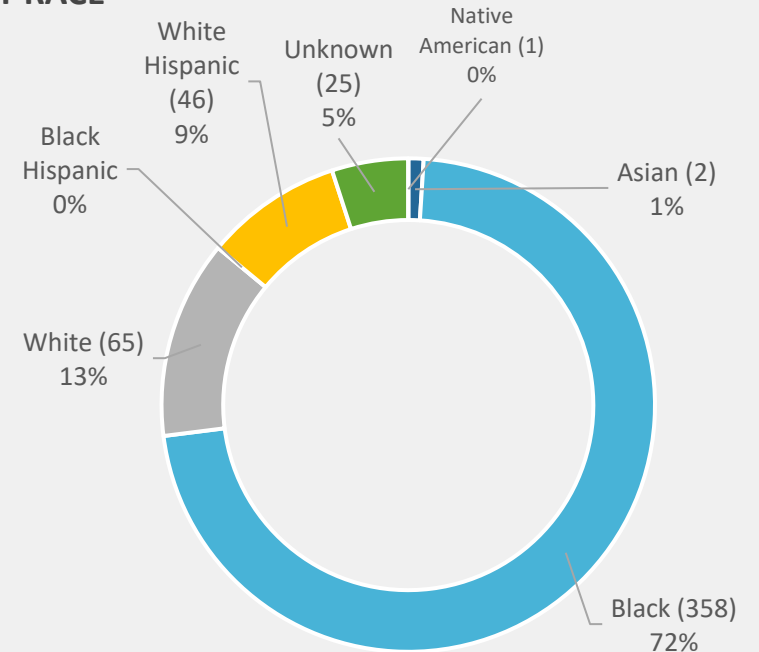
STUDENTS REFERRED TO SCHOOL FOR DISCIPLINE BY AGE



STUDENTS REFERRED TO SCHOOL FOR DISCIPLINE BY GENDER



STUDENTS REFERRED TO SCHOOL FOR DISCIPLINE BY RACE

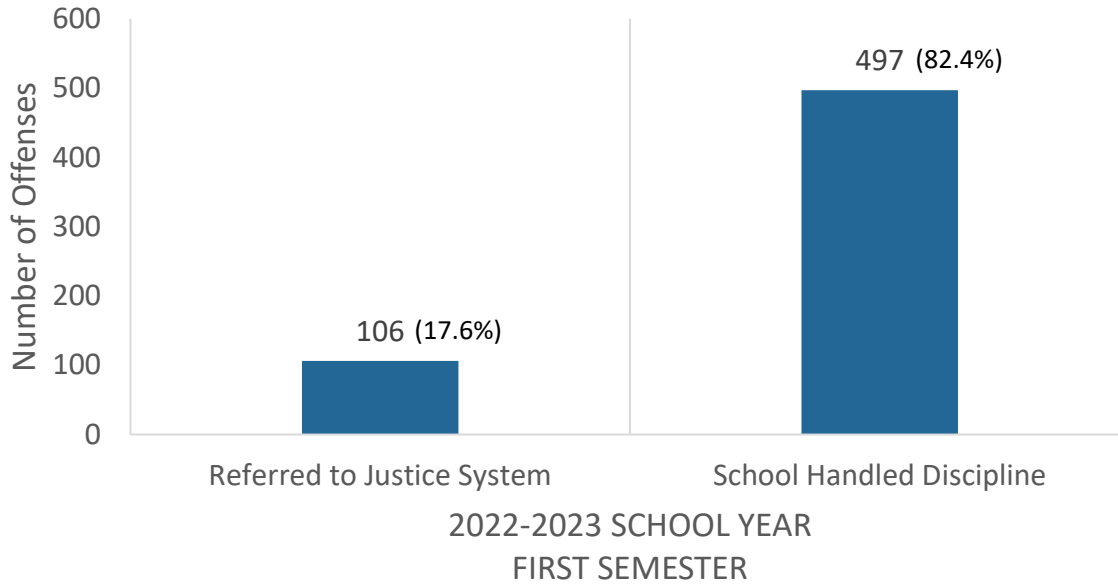




SUMMARY OF INCIDENTS / FIVE YEAR TREND

FIVE YEAR TREND ANALYSIS

OUTCOME OF SCHOOL RELATED INCIDENTS HANDLED BY HENRICO POLICE



When looking at the previous four school years (first semester) compared to this year, we see that in all categories we are up in numbers from 2021/2022 to 2022/2023. The numbers are comparable to pre-pandemic numbers of 2019/2020 with our referrals to the justice system being lower than pre-pandemic years and our school handled discipline being higher than pre-pandemic years.

NOTES:

2021/2022 – Legislation enacted prior to the beginning of the school year limited the types of crimes that school administrators were required to report to police.

July 1, 2020 – Disorderly Conduct is no longer illegal for students during school, on buses, or at school sponsored events.

2020/2021 – Most of the school year was virtual with very limited in-person learning due to COVID-19 pandemic.

2019/2020 – School went to virtual learning March 2020 due to the COVID-19 pandemic.

	2018/2019	2019/2020	2020/2021	2021/2022	2022/2023
REFERRALS	Instances	Instances	Instances	Instances	Instances
Custodial Arrests	7	14	0	8	14
Referred to Juvenile Justice	136	126	1	51	92
School Handled Discipline	263	432	6	294	497
TOTAL	406	572	7	353	603