



2021 HENRICO POLICE CRIME STATISTICS

County Wide Crime & Demographic Data

ERIC D. ENGLISH, CHIEF OF POLICE

Published March 1, 2022

January 1, 2021-December 31, 2021



HENRICO.US/POLICE



TOTAL PART I CRIMES

The Guiding Principle of Henrico Police is to treat everyone with respect, compassion and dignity. **We are committed to policing our community fairly and impartially.**

The following data compares county-wide and magisterial district population demographics to the demographic composition of those arrested, charged or stopped (traffic) by Henrico Police. Statistics include race, ethnicity, gender, and residency status (of Henrico County) for Custodial Arrests, Traffic Stops and Criminal Charges that occurred January 1, 2021, through December 31, 2021. While this data is representative, it is not exhaustive.

County-Wide Crime and Demographic Data

The following charts provide a visual synopsis of the data found in the 2021 Demographic and Residency Reports for Criminal and Traffic Offenses.

2021 INSIGHTS

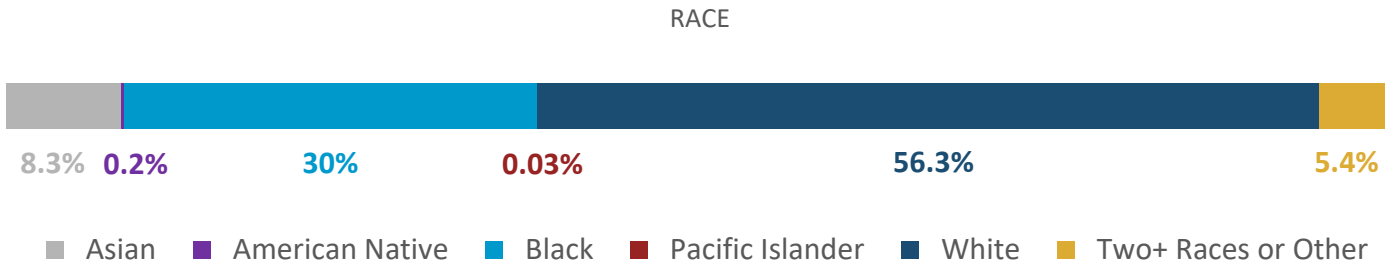
- 52% of all custodial and criminal summons arrestees were not Henrico County residents.
- Nearly 70% of all custodial and criminal summons arrestees were male.
- Just over 61% of total arrestees and criminal summonses were identified as Black; 37% identified as White; and 1% identified as Asian.
- Over half of the traffic warnings were given to individuals residing outside Henrico County.



2021 HENRICO POLICE CRIME STATISTICS

COUNTY-WIDE DEMOGRAPHICS & RESIDENCY

COUNTY-WIDE POPULATION DEMOS



ETHNICITY

- 94.4% Non-Hispanic
- 5.6% Hispanic



GENDER

- 48% Male
- 52% Female
- 0% Unknown



Male Female Unknown

RACE, RESIDENCY AND GENDER OF PEOPLE ARRESTED, CHARGED OR ADVISED BY HENRICO POLICE, 2021

Category	Resident	Non-Resident	Gender Resident and Non-Resident
CUSTODIAL ARRESTEES	0.7% Asian, 0.1% American Native, 28% Black, 0.1% Pacific Islander, 19% White, 0.2% Two+ Races or Other	0.4% Asian, 0.1% American Native, 33% Black, 0.1% Pacific Islander, 18% White, 0.5% Two+ Races or Other	72% Male, 28% Female, 0.1% Unknown
CRIMINAL SUMMONS ARRESTEES	1.1% Asian, 0.0% American Native, 27% Black, 0.1% Pacific Islander, 22% White, 0.8% Two+ Races or Other	0.5% Asian, 0.0% American Native, 33% Black, 0.0% Pacific Islander, 15% White, 0% Two+ Races or Other	51% Male, 49% Female, 0% Unknown
TRAFFIC SUMMONS ARRESTEES	2.0% Asian, 0.1% American Native, 26% Black, 0.1% Pacific Islander, 25% White, 0.5% Two+ Races or Other	0.8% Asian, 0.0% American Native, 22% Black, 0.1% Pacific Islander, 23% White, 1% Two+ Races or Other	56% Male, 44% Female, 0.1% Unknown
TRAFFIC WARNING ADVISEES	1.4% Asian, 0.1% American Native, 30% Black, 0.0% Pacific Islander, 16% White, 1.1% Two+ Races or Other	0.7% Asian, 0.0% American Native, 28% Black, 0.0% Pacific Islander, 20% White, 3% Two+ Races or Other	59% Male, 41% Female, 0.1% Unknown

Source: Henrico Police Records Unit; Population data from U.S. Census

Criminal Summons Arrestee

A person receives a criminal summons to appear in court and is released on their own recognizance. An arrestee can have multiple charges.

Traffic Summons Arrestee

A person is issued a traffic summons to appear in court, but not taken into custody. An arrestee can have multiple summonses.

Traffic Warning Advisee

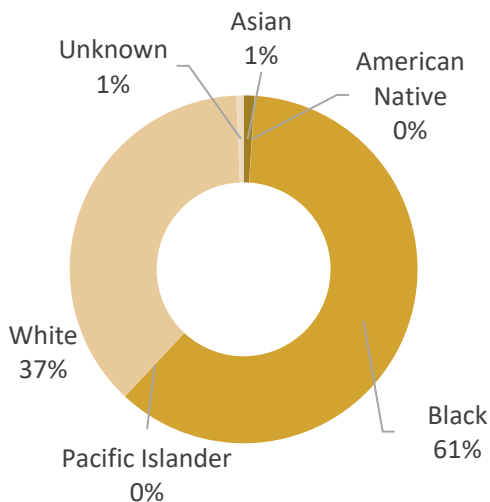
A person is stopped for a traffic infraction and the officer decides a warning is sufficient.



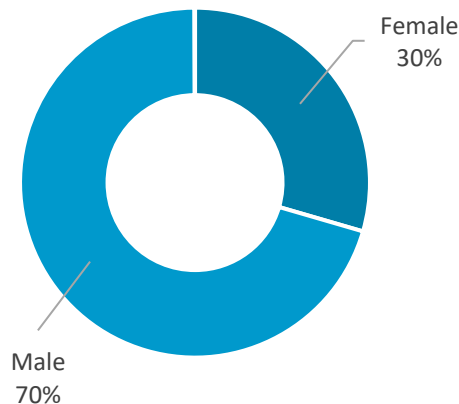


CUSTODIAL ARRESTS AND CRIMINAL SUMMONS

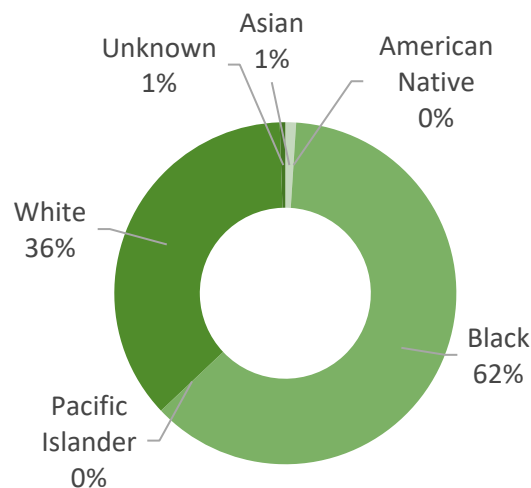
CUSTODIAL ARRESTS AND CRIMINAL SUMMONS BY RACE



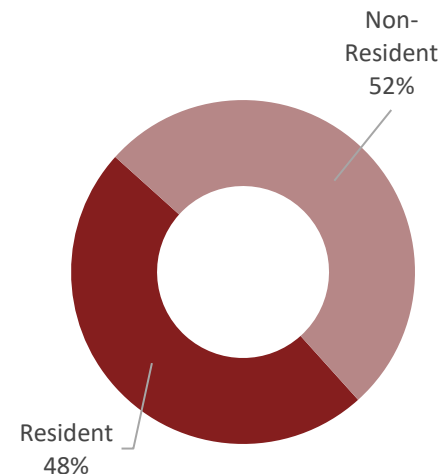
CUSTODIAL ARRESTS AND CRIMINAL SUMMONS BY GENDER



CUSTODIAL ARRESTS AND CRIMINAL CHARGES BY RACE



CUSTODIAL ARRESTS AND CRIMINAL SUMMONS BY RESIDENCY



Race	2021 CUSTODIAL ARRESTS		2021 CRIMINAL SUMMONS		2020 COMBINED TOTAL	
	Total People	Total Charges	Total People	Total Charges	% Total People	% Total Charges
Asian	93	143	22	24	1.1 %	0.90 %
American Native	5	8	1	1	0.10 %	0.10 %
Black	5,343	10,125	851	1,076	60.9 %	61.8 %
Pacific Islander	4	6	0	0	0.04 %	0.03 %
White	3,249	5,915	523	692	37.08 %	36.4 %
Unknown/Other	67	129	15	20	0.81 %	0.80 %
Total	8,761	16,326	1,412	1,813	100 %	100 %

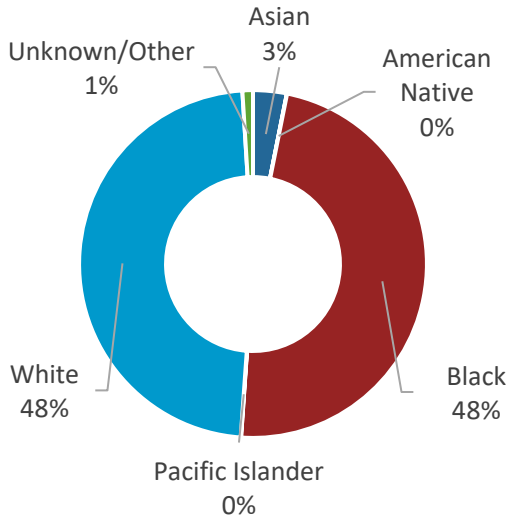
Source: Henrico Police Records Unit; Population data from U.S. Census



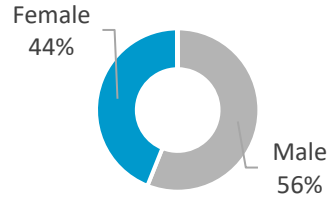
2021 HENRICO POLICE CRIME STATISTICS

TRAFFIC SUMMONSES AND WARNINGS

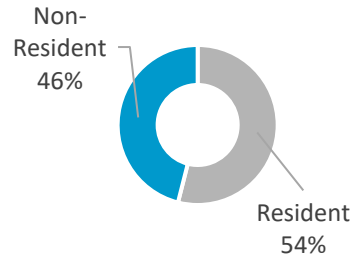
2021 TRAFFIC SUMMONS BY RACE



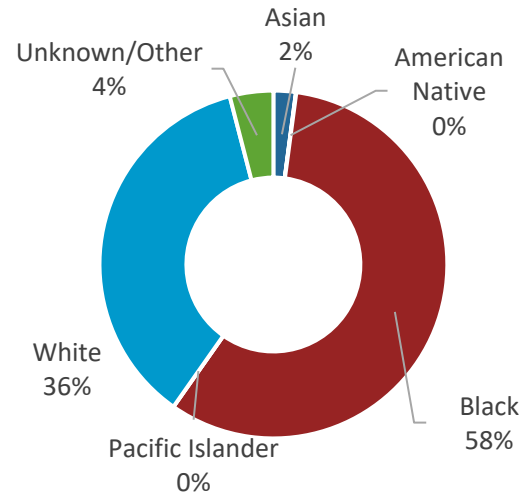
2021 TRAFFIC SUMMONS BY GENDER



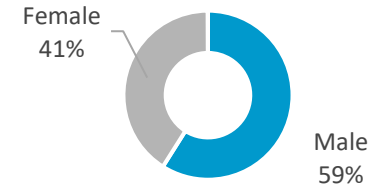
2021 TRAFFIC SUMMONS RESIDENCY



2021 TRAFFIC WARNINGS BY RACE



2021 TRAFFIC WARNING BY GENDER



2021 TRAFFIC WARNING RESIDENCY



Race	2021 TRAFFIC SUMMONSES		2021 TRAFFIC WARNINGS		2021 COMBINED TOTAL	
	People	Charges	People	Charges	% Total People	% Total Charges
Asian	779	902	58	58	3.0 %	2.6 %
American Native	6	9	1	1	0 %	0 %
Black	11,956	17,192	1,611	1,624	48.9 %	51.8 %
Pacific Islander	9	13	0	0	0 %	0 %
White	11,943	15,102	1,012	1,020	46.7 %	44.3 %
Unknown/Other	244	319	113	116	1.4 %	1.3 %
Total	24,937	33,537	2,795	2,819	100 %	100 %

Source: Henrico Police Records Unit; Population data from U.S. Census



2021 HENRICO POLICE CRIME STATISTICS

**Magisterial District
Crime & Demographic Data**

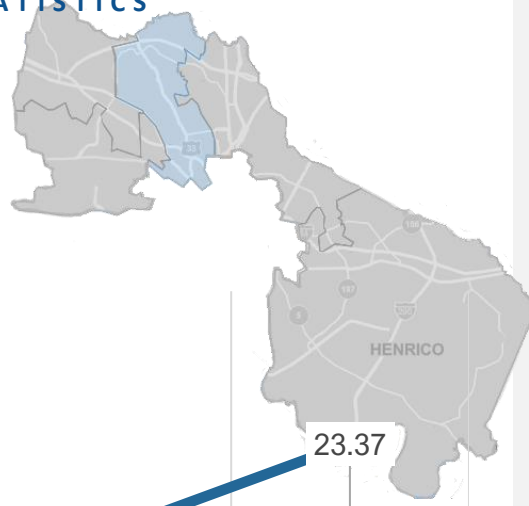
ERIC D. ENGLISH, CHIEF OF POLICE

Published March 1, 2022

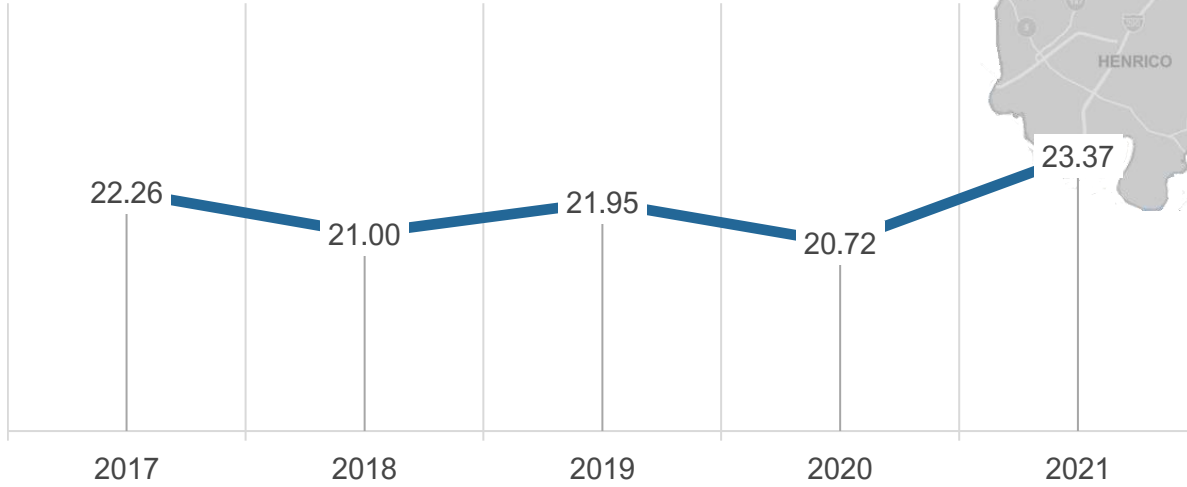


2021 HENRICO POLICE CRIME STATISTICS

BROOKLAND DISTRICT



BROOKLAND DISTRICT PART I CRIME RATE, 2017-2021
UNIFORM CRIME REPORT (UCR) METHOD

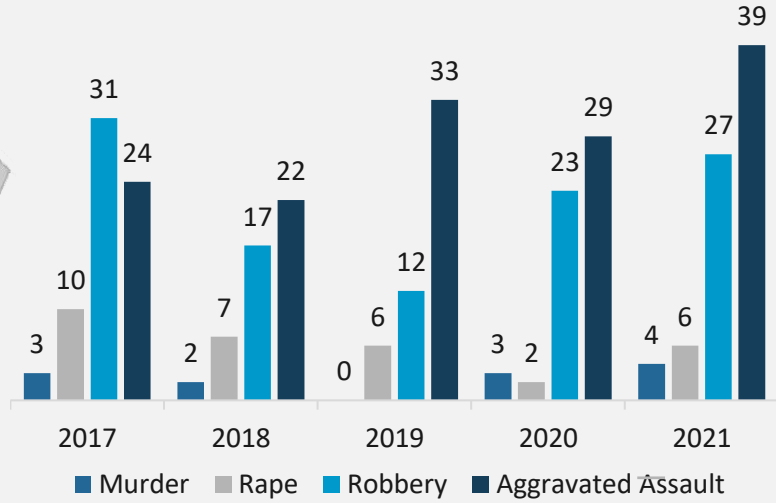


BROOKLAND DISTRICT POPULATION DEMOGRAPHICS

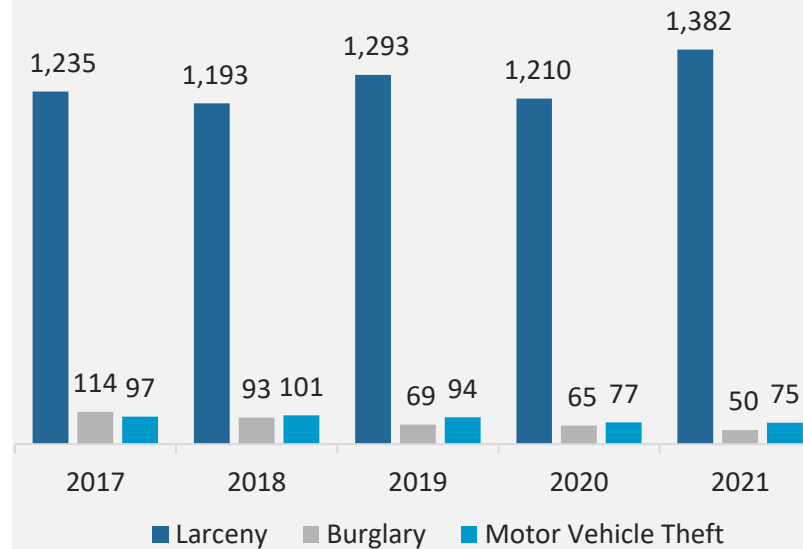
46% MALE | 54% FEMALE

RACE	CENSUS ESTIMATE	% TOTAL
Asian	5,774	8.5%
American Native	127	.2%
Black	13,064	19.2%
Pacific Islander	95	.1%
White	43,216	63.5%
Two+ Races/Other	5,746	8.4%
ETHNICITY	CENSUS ESTIMATE	% TOTAL
Hispanic or Latino	6,883	10.1%
Non-Hispanic	61,139	89.9%
TOTAL POPULATION	68,022	

BROOKLAND DISTRICT PART I VIOLENT CRIMES
PER CALENDAR YEAR, 2017-2021



BROOKLAND DISTRICT PART I NON-VIOLENT CRIMES
PER CALENDAR YEAR, 2017-2021

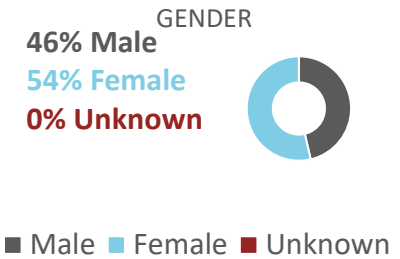
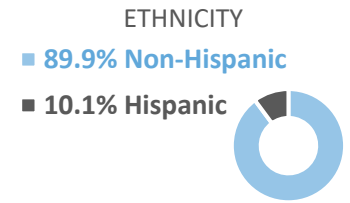
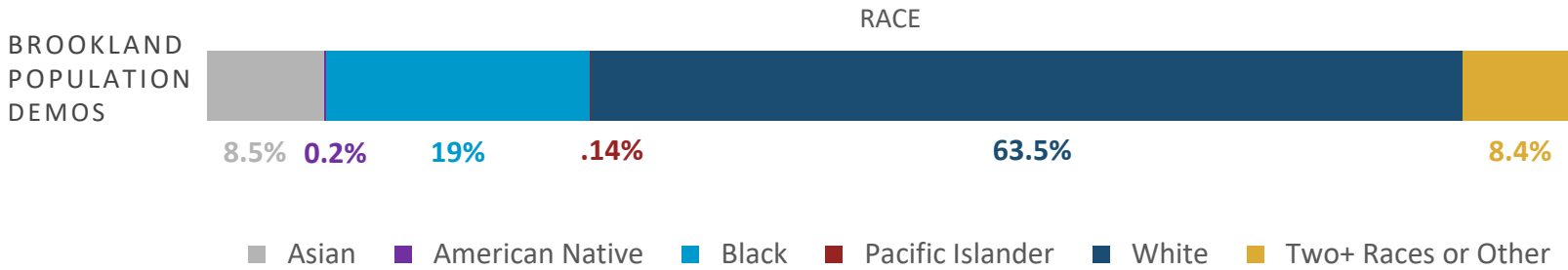


Source: Henrico Police Records Unit; US Census I Annual data reports are run annually on January 10.



BROOKLAND DISTRICT

DEMOGRAPHICS OF PEOPLE ARRESTED, CHARGED OR ADVISED IN HENRICO'S BROOKLAND DISTRICT IN 2021



Category	Resident - Race	Non-Resident - Race	Gender Resident and Non-Resident																										
CRIMINAL SUMMONS ARRESTEES	<table border="1"> <thead> <tr> <th>Race</th> <th>Percentage</th> </tr> </thead> <tbody> <tr> <td>Asian</td> <td>.5%</td> </tr> <tr> <td>Black</td> <td>16.5%</td> </tr> <tr> <td>White</td> <td>30.6%</td> </tr> <tr> <td>Two+ Races or Other</td> <td>.5%</td> </tr> </tbody> </table>	Race	Percentage	Asian	.5%	Black	16.5%	White	30.6%	Two+ Races or Other	.5%	<table border="1"> <thead> <tr> <th>Race</th> <th>Percentage</th> </tr> </thead> <tbody> <tr> <td>Black</td> <td>1%</td> </tr> <tr> <td>White</td> <td>30%</td> </tr> <tr> <td>Two+ Races or Other</td> <td>1%</td> </tr> </tbody> </table>	Race	Percentage	Black	1%	White	30%	Two+ Races or Other	1%	<table border="1"> <thead> <tr> <th>Gender</th> <th>Percentage</th> </tr> </thead> <tbody> <tr> <td>Male</td> <td>54%</td> </tr> <tr> <td>Female</td> <td>46%</td> </tr> <tr> <td>Unknown</td> <td>0%</td> </tr> </tbody> </table>	Gender	Percentage	Male	54%	Female	46%	Unknown	0%
Race	Percentage																												
Asian	.5%																												
Black	16.5%																												
White	30.6%																												
Two+ Races or Other	.5%																												
Race	Percentage																												
Black	1%																												
White	30%																												
Two+ Races or Other	1%																												
Gender	Percentage																												
Male	54%																												
Female	46%																												
Unknown	0%																												
TRAFFIC SUMMONS ARRESTEES	<table border="1"> <thead> <tr> <th>Race</th> <th>Percentage</th> </tr> </thead> <tbody> <tr> <td>Asian</td> <td>3%</td> </tr> <tr> <td>Black</td> <td>20.1%</td> </tr> <tr> <td>White</td> <td>31.7%</td> </tr> <tr> <td>Two+ Races or Other</td> <td>0.6%</td> </tr> </tbody> </table>	Race	Percentage	Asian	3%	Black	20.1%	White	31.7%	Two+ Races or Other	0.6%	<table border="1"> <thead> <tr> <th>Race</th> <th>Percentage</th> </tr> </thead> <tbody> <tr> <td>Black</td> <td>1%</td> </tr> <tr> <td>White</td> <td>18%</td> </tr> <tr> <td>Two+ Races or Other</td> <td>0%</td> </tr> </tbody> </table>	Race	Percentage	Black	1%	White	18%	Two+ Races or Other	0%	<table border="1"> <thead> <tr> <th>Gender</th> <th>Percentage</th> </tr> </thead> <tbody> <tr> <td>Male</td> <td>54%</td> </tr> <tr> <td>Female</td> <td>46%</td> </tr> <tr> <td>Unknown</td> <td>.5%</td> </tr> </tbody> </table>	Gender	Percentage	Male	54%	Female	46%	Unknown	.5%
Race	Percentage																												
Asian	3%																												
Black	20.1%																												
White	31.7%																												
Two+ Races or Other	0.6%																												
Race	Percentage																												
Black	1%																												
White	18%																												
Two+ Races or Other	0%																												
Gender	Percentage																												
Male	54%																												
Female	46%																												
Unknown	.5%																												
TRAFFIC WARNING ADVISEES	<table border="1"> <thead> <tr> <th>Race</th> <th>Percentage</th> </tr> </thead> <tbody> <tr> <td>Asian</td> <td>3.3%</td> </tr> <tr> <td>Black</td> <td>20.8%</td> </tr> <tr> <td>White</td> <td>26.0%</td> </tr> <tr> <td>Two+ Races or Other</td> <td>2.3%</td> </tr> </tbody> </table>	Race	Percentage	Asian	3.3%	Black	20.8%	White	26.0%	Two+ Races or Other	2.3%	<table border="1"> <thead> <tr> <th>Race</th> <th>Percentage</th> </tr> </thead> <tbody> <tr> <td>Black</td> <td>1%</td> </tr> <tr> <td>White</td> <td>20%</td> </tr> <tr> <td>Two+ Races or Other</td> <td>2%</td> </tr> </tbody> </table>	Race	Percentage	Black	1%	White	20%	Two+ Races or Other	2%	<table border="1"> <thead> <tr> <th>Gender</th> <th>Percentage</th> </tr> </thead> <tbody> <tr> <td>Male</td> <td>59%</td> </tr> <tr> <td>Female</td> <td>41%</td> </tr> <tr> <td>Unknown</td> <td>0%</td> </tr> </tbody> </table>	Gender	Percentage	Male	59%	Female	41%	Unknown	0%
Race	Percentage																												
Asian	3.3%																												
Black	20.8%																												
White	26.0%																												
Two+ Races or Other	2.3%																												
Race	Percentage																												
Black	1%																												
White	20%																												
Two+ Races or Other	2%																												
Gender	Percentage																												
Male	59%																												
Female	41%																												
Unknown	0%																												

Henrico Police data from January 1, 2021-December 31, 2021; Population data from U.S. Census

Criminal Summons Arrestee

A person receives a criminal summons to appear in court and is released on their own recognizance. An arrestee can have multiple charges.

Traffic Summons Arrestee

A person is issued a traffic summons to appear in court, but not taken into custody. An arrestee can have multiple summonses.

Traffic Warning Advisee

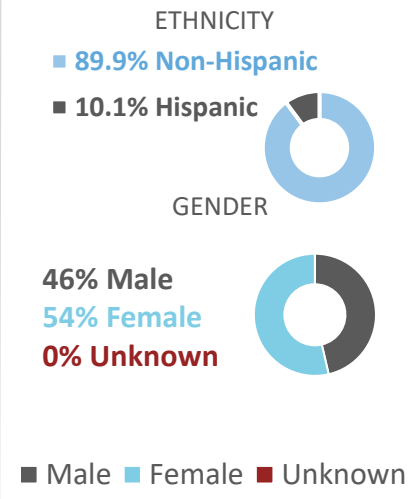
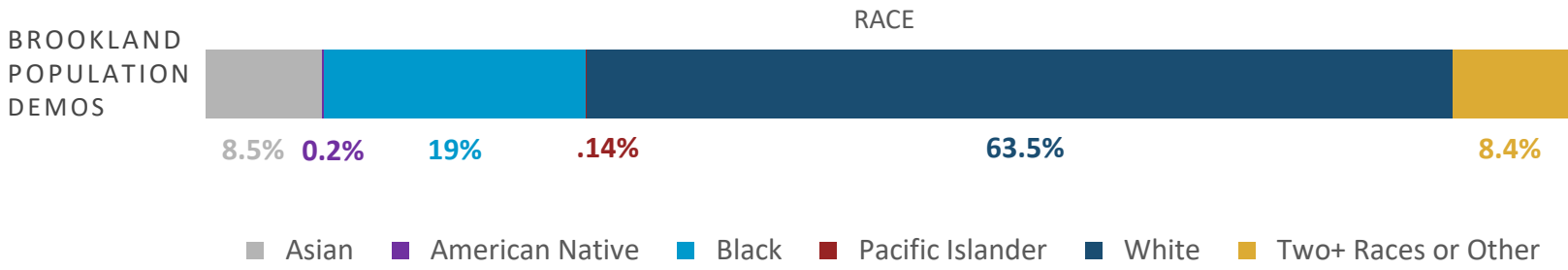
A person is stopped for a traffic infraction and the officer decides a warning is sufficient.





BROOKLAND DISTRICT

DEMOGRAPHICS OF PEOPLE ARRESTED, CHARGED OR ADVISED IN HENRICO'S BROOKLAND DISTRICT IN 2021



Category	Resident - Ethnicity	Non-Resident - Ethnicity	Gender Resident and Non-Resident
CRIMINAL SUMMONS ARRESTEES			
TRAFFIC SUMMONS ARRESTEES			
TRAFFIC WARNING ADVISEES			

Henrico Police data from January 1, 2021-December 31, 2021; Population data from U.S. Census

Criminal Summons Arrestee

A person receives a criminal summons to appear in court and is released on their own recognizance. An arrestee can have multiple charges.

Traffic Summons Arrestee

A person is issued a traffic summons to appear in court, but not taken into custody. An arrestee can have multiple summonses.

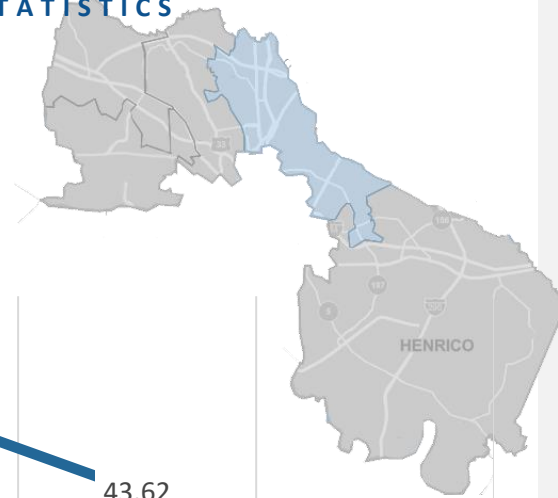
Traffic Warning Advisee

A person is stopped for a traffic infraction and the officer decides a warning is sufficient.

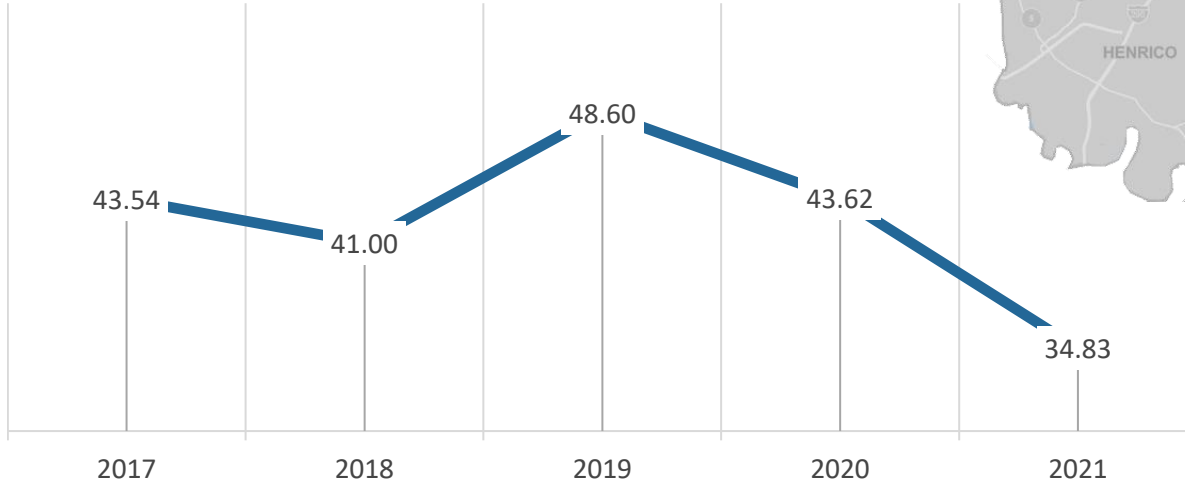


2021 HENRICO POLICE CRIME STATISTICS

FAIRFIELD DISTRICT



**FAIRFIELD DISTRICT PART I CRIME RATE, 2017-2021
UNIFORM CRIME REPORT (UCR) METHOD**



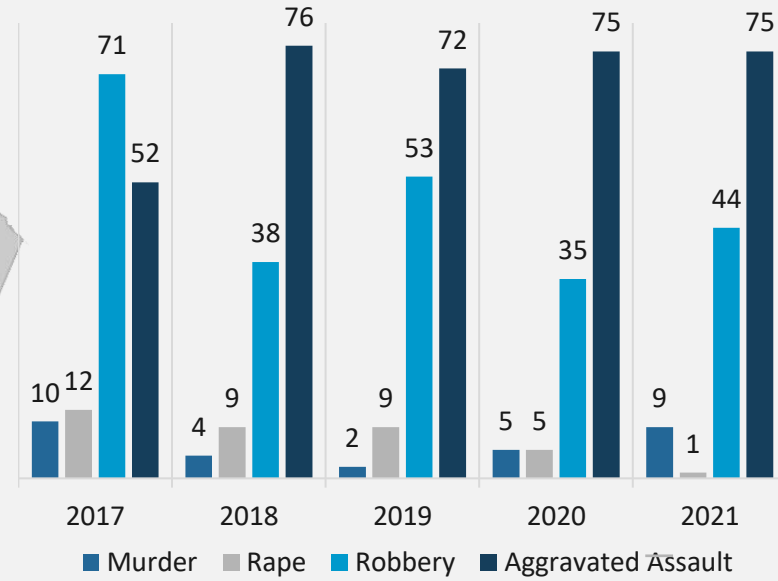
FAIRFIELD DISTRICT POPULATION

44% MALE | 56% FEMALE

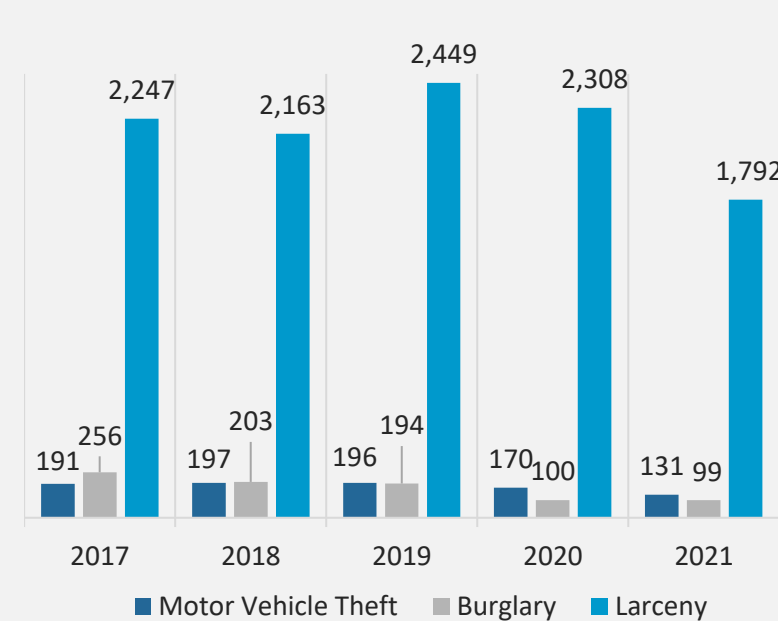
RACE	CENSUS ESTIMATE	% TOTAL
Asian	1,603	2.6%
American Native	68	.1%
Black	38,718	62.4%
Pacific Islander	9	0.01%
White	18,208	29.3%
Two+ Races or Other	3,440	5.5%
ETHNICITY	CENSUS ESTIMATE	% TOTAL
Hispanic	2,001	3.2%
Non-Hispanic	60,045	96.8%
TOTAL POPULATION	62,046	

Source: Henrico Police Records Unit; US Census I Annual data reports are run annually on January 10.

FAIRFIELD DISTRICT PART I VIOLENT CRIMES PER CALENDAR YEAR, 2017-2021



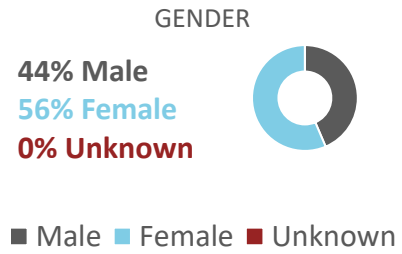
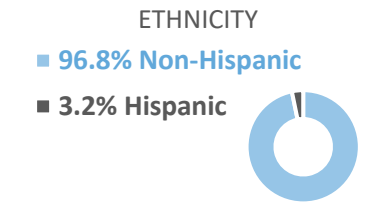
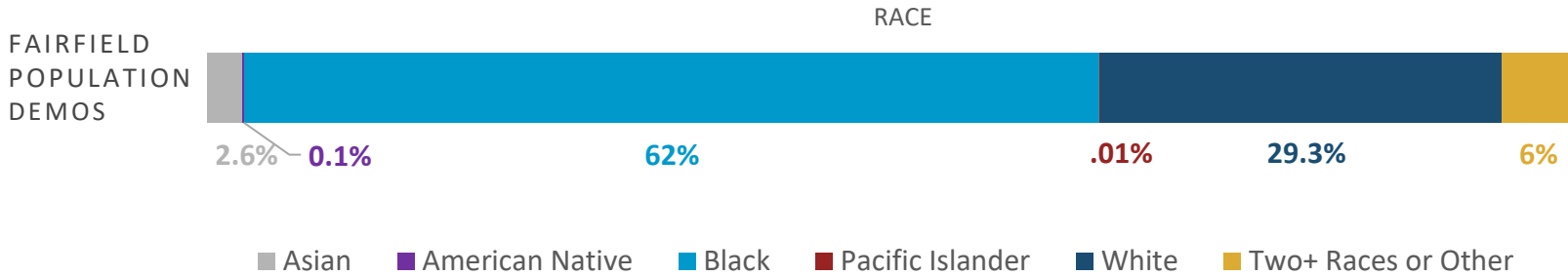
FAIRFIELD DISTRICT PART I NON-VIOLENT CRIMES PER CALENDAR YEAR, 2017-2021





FAIRFIELD DISTRICT

DEMOGRAPHICS OF PEOPLE ARRESTED, CHARGED OR ADVISED IN HENRICO'S FAIRFIELD DISTRICT IN 2021



Category	Resident - Race	Non-Resident - Race	Gender Resident and Non-Resident
CRIMINAL SUMMONS ARRESTEES			
TRAFFIC SUMMONS ARRESTEES			
TRAFFIC WARNING ADVISEES			

Henrico Police data from January 1, 2021-December 31, 2021; Population data from U.S. Census

Criminal Summons Arrestee

A person receives a criminal summons to appear in court and is released on their own recognizance. An arrestee can have multiple charges.

Traffic Summons Arrestee

A person is issued a traffic summons to appear in court, but not taken into custody. An arrestee can have multiple summonses.

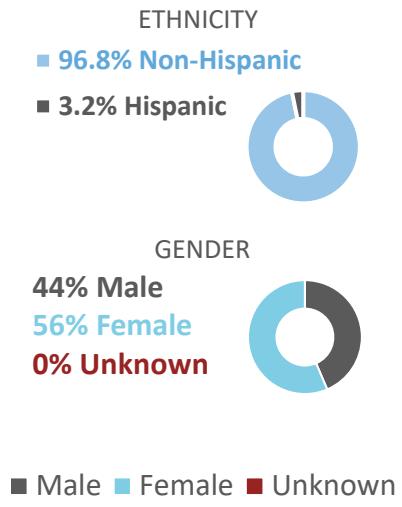
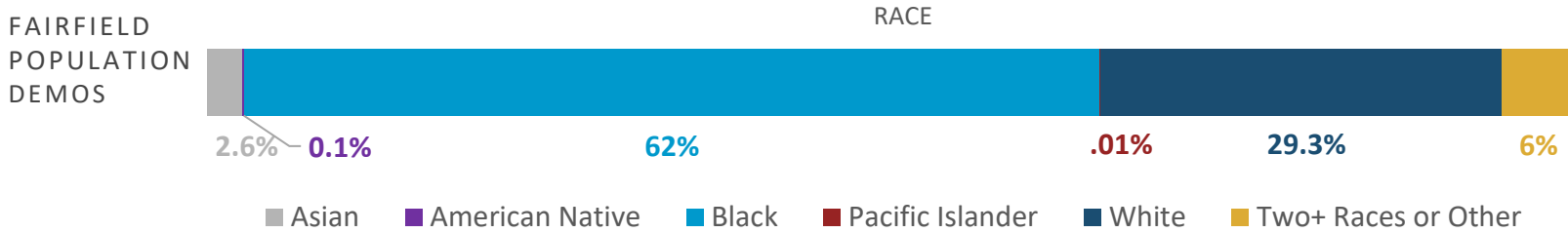
Traffic Warning Advisee

A person is stopped for a traffic infraction and the officer decides a warning is sufficient.



FAIRFIELD DISTRICT

DEMOGRAPHICS OF PEOPLE ARRESTED, CHARGED OR ADVISED IN HENRICO'S FAIRFIELD DISTRICT IN 2021



Category	Resident - Ethnicity	Non-Resident - Ethnicity	Gender Resident and Non-Resident
CRIMINAL SUMMONS ARRESTEES	<p>■ Hispanic ■ Non-Hispanic</p> <p>2.2% 45.1%</p>	<p>■ Hispanic ■ Non-Hispanic</p> <p>2.2% 50.5%</p>	<p>47% Male 53% Female 0% Unknown</p>
TRAFFIC SUMMONS ARRESTEES	<p>■ Hispanic ■ Non-Hispanic</p> <p>3% 52.7%</p>	<p>■ Hispanic ■ Non-Hispanic</p> <p>1.7% 42.5%</p>	<p>57% Male 43% Female .1% Unknown</p>
TRAFFIC WARNING ADVISEES	<p>■ Hispanic ■ Non-Hispanic</p> <p>.6% 49.6%</p>	<p>■ Hispanic ■ Non-Hispanic</p> <p>2.0% 47.7%</p>	<p>58% Male 42% Female .1% Unknown</p>

Henrico Police data from January 1, 2021-December 31, 2021; Population data from U.S. Census

Criminal Summons Arrestee
 A person receives a criminal summons to appear in court and is released on their own recognizance. An arrestee can have multiple charges.

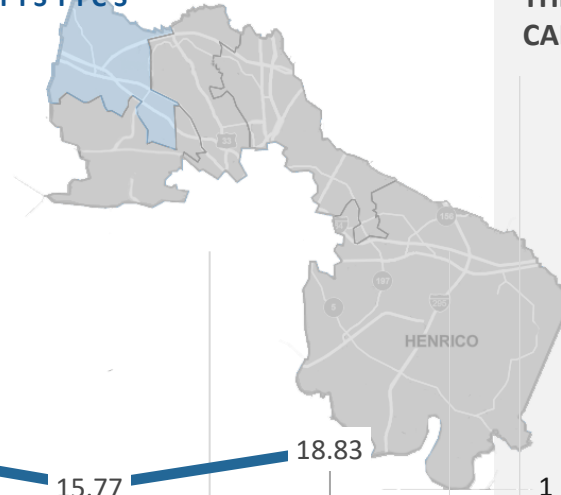
Traffic Summons Arrestee
 A person is issued a traffic summons to appear in court, but not taken into custody. An arrestee can have multiple summonses.

Traffic Warning Advisee
 A person is stopped for a traffic infraction and the officer decides a warning is sufficient.

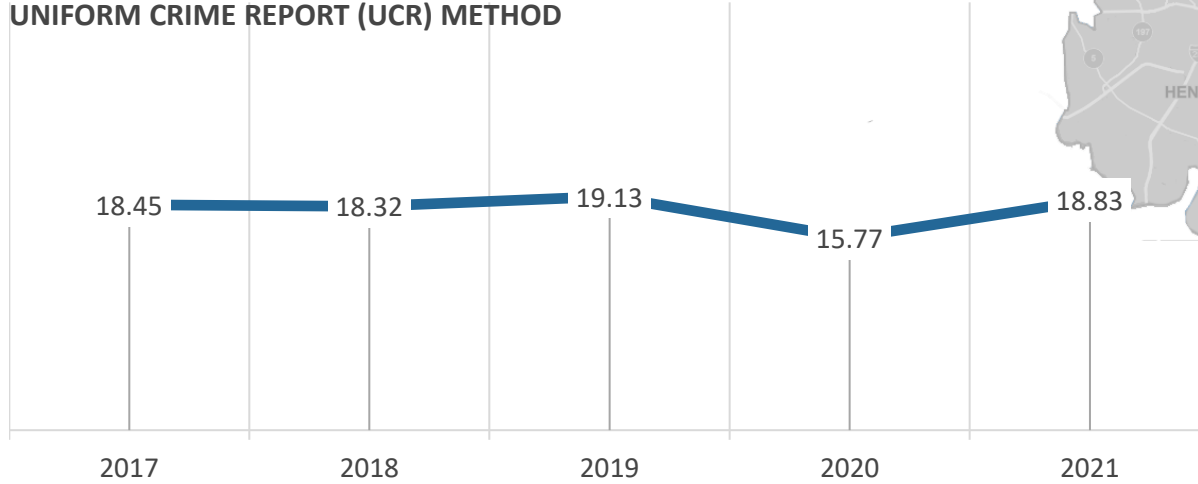


2021 HENRICO POLICE CRIME STATISTICS

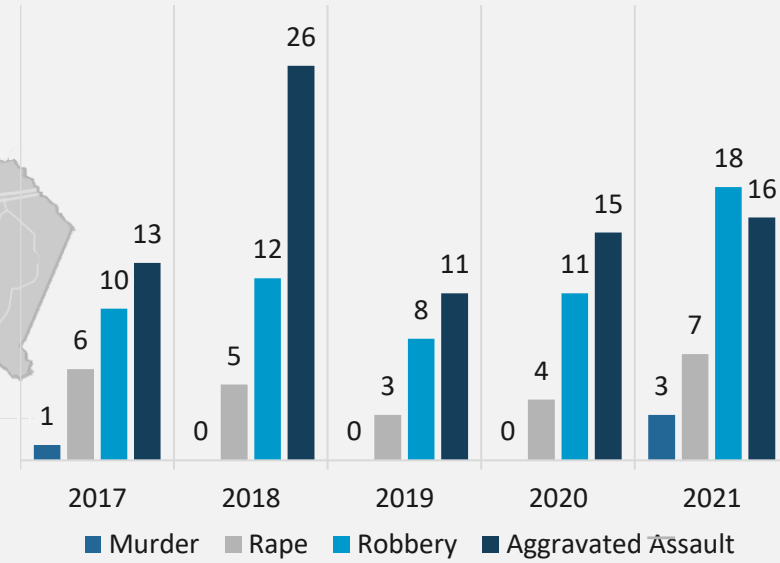
THREE CHOPT DISTRICT



THREE CHOPT DISTRICT PART I CRIME RATE, 2017-2021
UNIFORM CRIME REPORT (UCR) METHOD



THREE CHOPT DISTRICT PART I VIOLENT CRIMES PER CALENDAR YEAR, 2017-2021

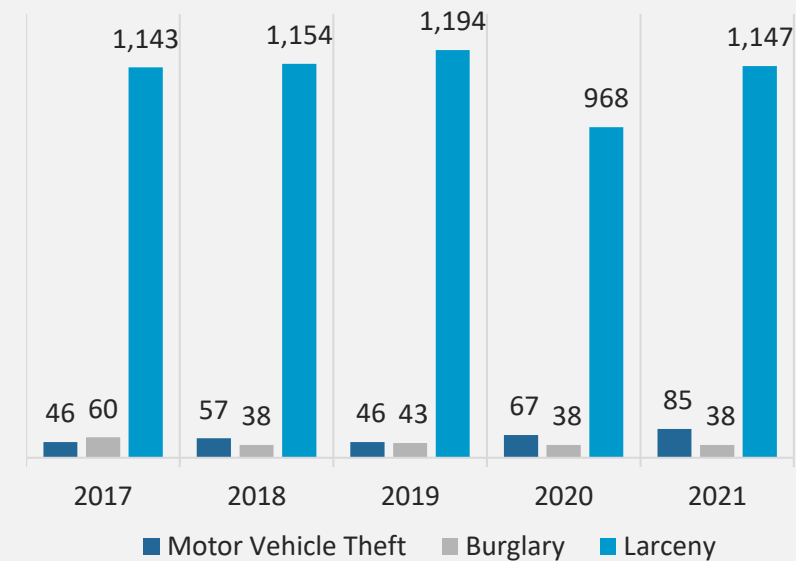


THREE CHOPT DISTRICT POPULATION DEMOGRAPHICS

48% MALE | 52% FEMALE

RACE	CENSUS ESTIMATES	% TOTAL
Asian	15,158	21.6%
American Native	194	.3%
Black	5,653	8%
Pacific Islander	0	0%
White	46,402	66.1%
Two+ Races or Other	2,782	4%
ETHNICITY	CENSUS ESTIMATES	% TOTAL
Hispanic or Latino	3,403	4.8%
Non-Hispanic	66,786	95.2%
TOTAL POPULATION	70,189	

THREE CHOPT DISTRICT PART I NON-VIOLENT CRIMES PER CALENDAR YEAR, 2017-2021



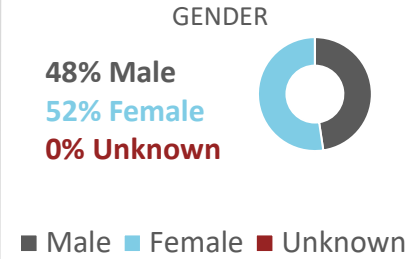
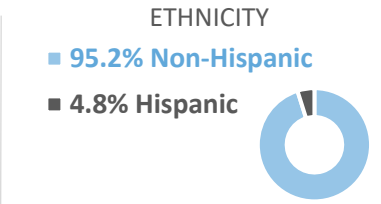
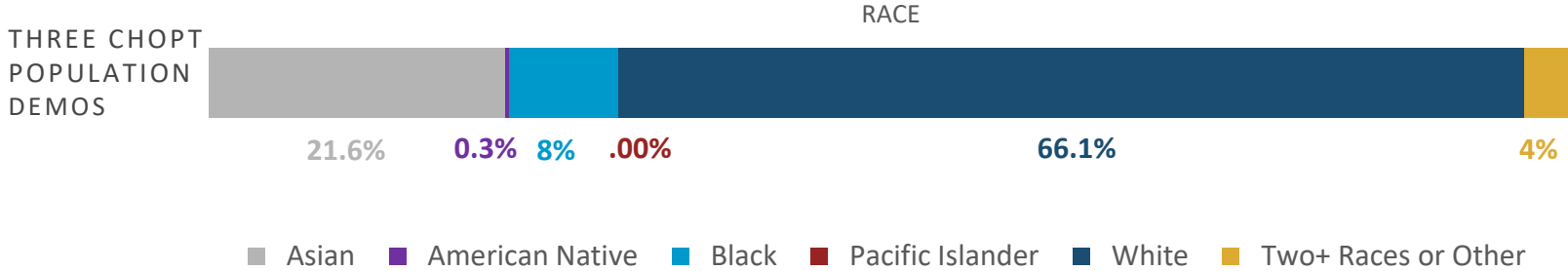
Source: Henrico Police Records Unit; US Census I Annual data reports are run annually on January 10.





THREE CHOPT DISTRICT

DEMOGRAPHICS OF PEOPLE ARRESTED, CHARGED OR ADVISED IN HENRICO'S THREE CHOPT DISTRICT IN 2021



Category	Resident - Race	Non-Resident - Race	Gender Resident and Non-Resident
CRIMINAL SUMMONS ARRESTEES	<p>3% 12% 33% 1%</p>	<p>3% 29% 21%</p>	<ul style="list-style-type: none"> 51% Male 49% Female 0% Unknown
TRAFFIC SUMMONS ARRESTEES	<p>6% 0.1% 14% 0.1% 37% 1%</p>	<p>1% 12% 0.1% 28% 1%</p>	<ul style="list-style-type: none"> 56% Male 44% Female .1% Unknown
TRAFFIC WARNING ADVISEES	<p>4% 15% 36% 2%</p>	<p>1% 12% 29% 3%</p>	<ul style="list-style-type: none"> 59% Male 41% Female 0% Unknown

Henrico Police data from January 1, 2021-December 31, 2021; Population data from U.S. Census

Criminal Summons Arrestee

A person receives a criminal summons to appear in court and is released on their own recognizance. An arrestee can have multiple charges.

Traffic Summons Arrestee

A person is issued a traffic summons to appear in court, but not taken into custody. An arrestee can have multiple summonses.

Traffic Warning Advisee

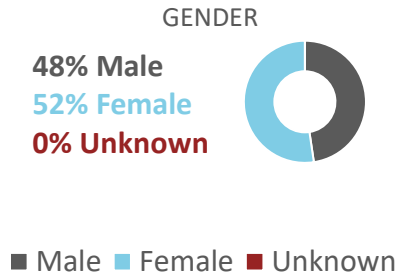
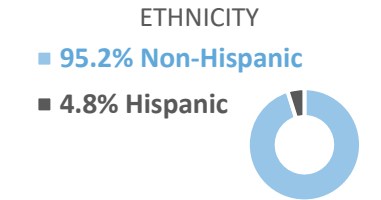
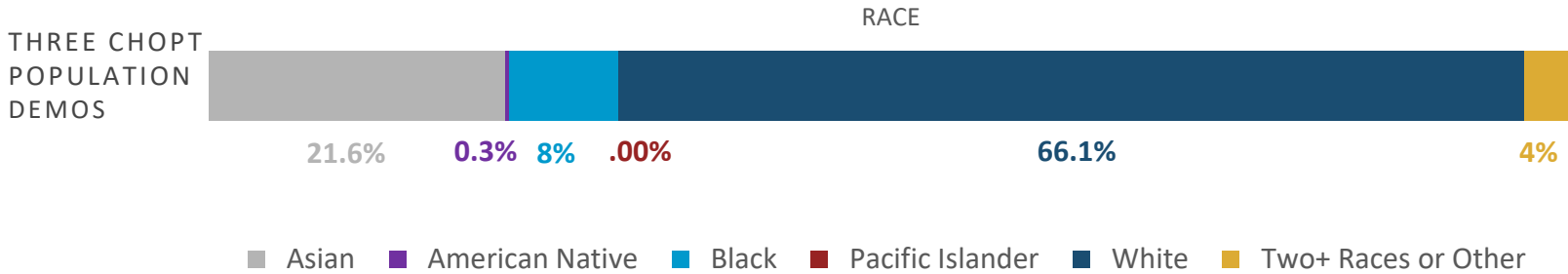
A person is stopped for a traffic infraction and the officer decides a warning is sufficient.





THREE CHOPT DISTRICT

DEMOGRAPHICS OF PEOPLE ARRESTED, CHARGED OR ADVISED IN HENRICO'S THREE CHOPT DISTRICT IN 2021



Category	Resident - Ethnicity		Non-Resident - Ethnicity		Gender Resident and Non-Resident	
	Hispanic	Non-Hispanic	Hispanic	Non-Hispanic	Male	Female
CRIMINAL SUMMONS ARRESTEES	3.8%	44.3%	1.3%	50.6%	51%	49%
TRAFFIC SUMMONS ARRESTEES	4.3%	53.8%	2.9%	39.0%	56%	44%
TRAFFIC WARNING ADVISEES	2.4%	53.2%	1.2%	43.1%	59%	41%

Henrico Police data from January 1, 2021-December 31, 2021; Population data from U.S. Census

Criminal Summons Arrestee

A person receives a criminal summons to appear in court and is released on their own recognizance. An arrestee can have multiple charges.

Traffic Summons Arrestee

A person is issued a traffic summons to appear in court, but not taken into custody. An arrestee can have multiple summonses.

Traffic Warning Advisee

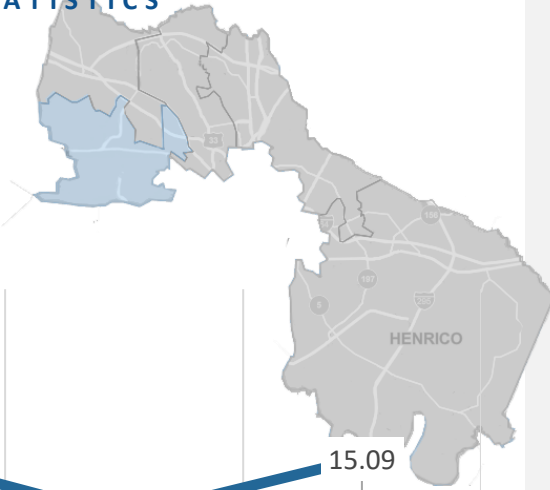
A person is stopped for a traffic infraction and the officer decides a warning is sufficient.



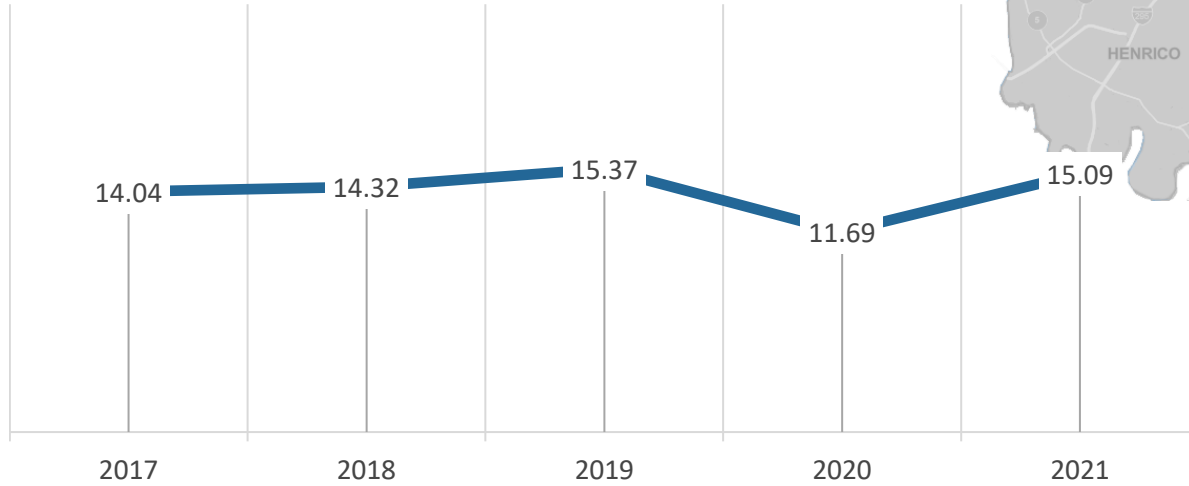


2021 HENRICO POLICE CRIME STATISTICS

TUCKAHOE DISTRICT



TUCKAHOE DISTRICT PART I CRIME RATE, 2017-2021
UNIFORM CRIME REPORT (UCR) METHOD

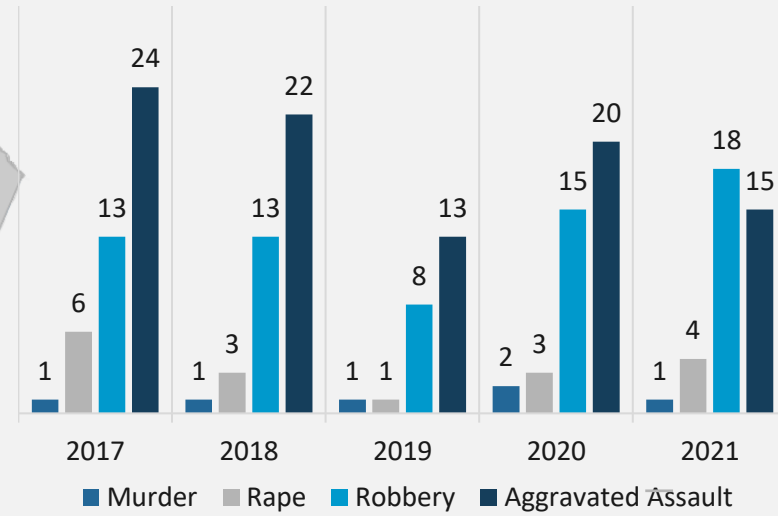


TUCKAHOE DISTRICT POPULATION DEMOGRAPHICS 47% MALE | 53% FEMALE

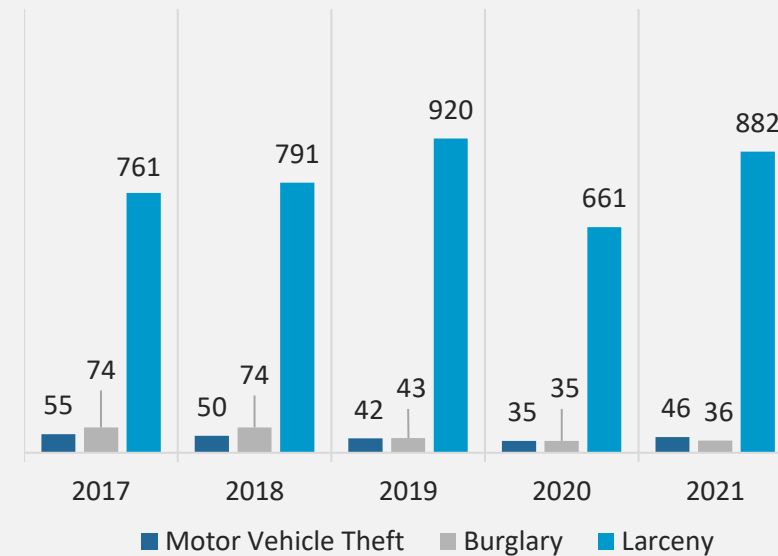
RACE	CENSUS ESTIMATES	% TOTAL
Asian	4,429	6.6%
American Native	0	0%
Black	6,741	10.1%
Pacific Islander	27	0.04%
White	51,761	77.6%
Two+ Races or Other	3,716	5.6%
ETHNICITY	CENSUS ESTIMATES	% TOTAL
Hispanic or Latino	4,543	6.8%
Non-Hispanic	62,131	93.2%
TOTAL POPULATION	66,674	

Source: Henrico Police Records Unit; US Census | Annual data reports are run annually on January 10.

TUCKAHOE DISTRICT PART I VIOLENT CRIMES
PER CALENDAR YEAR, 2017-2021



TUCKAHOE DISTRICT PART I NON-VIOLENT CRIMES
PER CALENDAR YEAR, 2017-2021

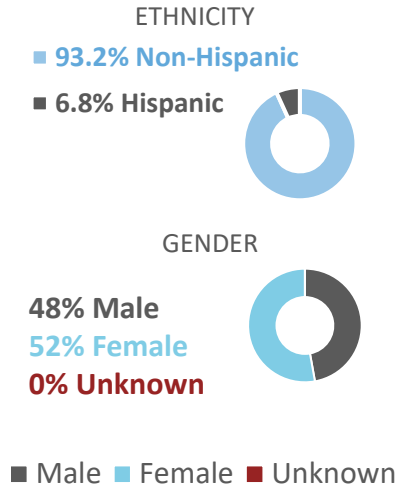
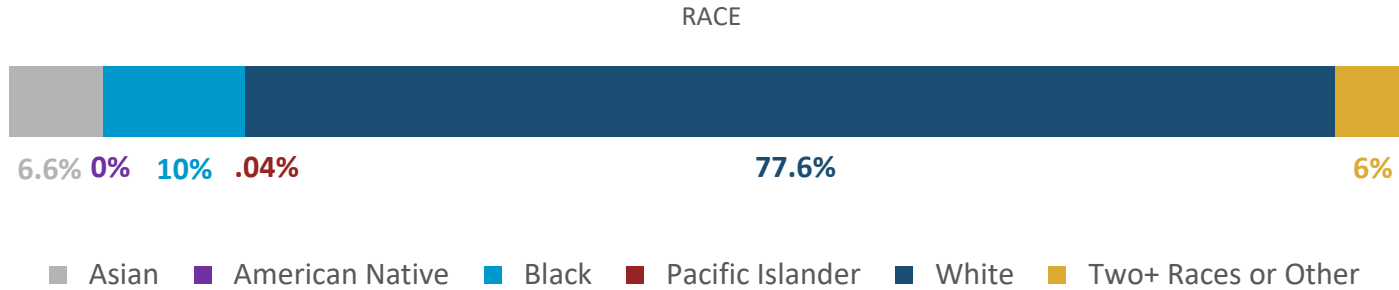




TUCKAHOE DISTRICT

DEMOGRAPHICS OF PEOPLE ARRESTED, CHARGED OR ADVISED IN HENRICO'S TUCKAHOE DISTRICT IN 2021

TUCKAHOE POPULATION DEMOS



Category	Resident - Race	Non-Resident - Race	Gender Resident and Non-Resident																				
CRIMINAL SUMMONS ARRESTEES	<table border="1"> <tr><th>Race</th><th>Percentage</th></tr> <tr><td>Asian</td><td>2%</td></tr> <tr><td>Black</td><td>18%</td></tr> <tr><td>Pacific Islander</td><td>0.5%</td></tr> <tr><td>White</td><td>32%</td></tr> <tr><td>Two+ Races or Other</td><td>1%</td></tr> </table>	Race	Percentage	Asian	2%	Black	18%	Pacific Islander	0.5%	White	32%	Two+ Races or Other	1%	<table border="1"> <tr><th>Race</th><th>Percentage</th></tr> <tr><td>Black</td><td>28%</td></tr> <tr><td>White</td><td>19%</td></tr> </table>	Race	Percentage	Black	28%	White	19%	<ul style="list-style-type: none"> 45% Male 55% Female 0% Unknown 		
Race	Percentage																						
Asian	2%																						
Black	18%																						
Pacific Islander	0.5%																						
White	32%																						
Two+ Races or Other	1%																						
Race	Percentage																						
Black	28%																						
White	19%																						
TRAFFIC SUMMONS ARRESTEES	<table border="1"> <tr><th>Race</th><th>Percentage</th></tr> <tr><td>Asian</td><td>2%</td></tr> <tr><td>Black</td><td>14%</td></tr> <tr><td>Pacific Islander</td><td>0.1%</td></tr> <tr><td>White</td><td>36%</td></tr> <tr><td>Two+ Races or Other</td><td>0.4%</td></tr> </table>	Race	Percentage	Asian	2%	Black	14%	Pacific Islander	0.1%	White	36%	Two+ Races or Other	0.4%	<table border="1"> <tr><th>Race</th><th>Percentage</th></tr> <tr><td>Black</td><td>17%</td></tr> <tr><td>White</td><td>29%</td></tr> <tr><td>Two+ Races or Other</td><td>1%</td></tr> </table>	Race	Percentage	Black	17%	White	29%	Two+ Races or Other	1%	<ul style="list-style-type: none"> 56% Male 44% Female .2% Unknown
Race	Percentage																						
Asian	2%																						
Black	14%																						
Pacific Islander	0.1%																						
White	36%																						
Two+ Races or Other	0.4%																						
Race	Percentage																						
Black	17%																						
White	29%																						
Two+ Races or Other	1%																						
TRAFFIC WARNING ADVISEES	<table border="1"> <tr><th>Race</th><th>Percentage</th></tr> <tr><td>Asian</td><td>2%</td></tr> <tr><td>Black</td><td>16%</td></tr> <tr><td>White</td><td>25%</td></tr> <tr><td>Two+ Races or Other</td><td>1%</td></tr> </table>	Race	Percentage	Asian	2%	Black	16%	White	25%	Two+ Races or Other	1%	<table border="1"> <tr><th>Race</th><th>Percentage</th></tr> <tr><td>Black</td><td>26%</td></tr> <tr><td>White</td><td>29%</td></tr> <tr><td>Two+ Races or Other</td><td>2%</td></tr> </table>	Race	Percentage	Black	26%	White	29%	Two+ Races or Other	2%	<ul style="list-style-type: none"> 61% Male 39% Female 0% Unknown 		
Race	Percentage																						
Asian	2%																						
Black	16%																						
White	25%																						
Two+ Races or Other	1%																						
Race	Percentage																						
Black	26%																						
White	29%																						
Two+ Races or Other	2%																						

Henrico Police data from January 1, 2021-December 31, 2021; Population data from U.S. Census

Criminal Summons Arrestee

A person receives a criminal summons to appear in court and is released on their own recognizance. An arrestee can have multiple charges.

Traffic Summons Arrestee

A person is issued a traffic summons to appear in court, but not taken into custody. An arrestee can have multiple summonses.

Traffic Warning Advisee

A person is stopped for a traffic infraction and the officer decides a warning is sufficient.

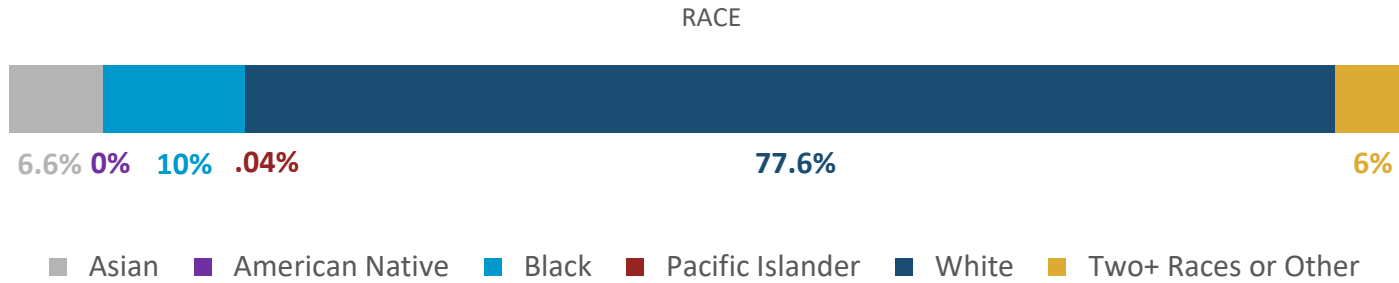




TUCKAHOE DISTRICT

DEMOGRAPHICS OF PEOPLE ARRESTED, CHARGED OR ADVISED IN HENRICO'S TUCKAHOE DISTRICT IN 2021

TUCKAHOE POPULATION DEMOS



ETHNICITY

93.2% Non-Hispanic

6.8% Hispanic



GENDER

48% Male

52% Female

0% Unknown



Male Female Unknown

Category	Resident - Ethnicity	Non-Resident - Ethnicity	Gender Resident and Non-Resident
CRIMINAL SUMMONS ARRESTEES	<p>5.1% Hispanic, 48.0% Non-Hispanic</p>	<p>3.6% Hispanic, 43.4% Non-Hispanic</p>	<p>45% Male, 55% Female, 0% Unknown</p>
TRAFFIC SUMMONS ARRESTEES	<p>5.4% Hispanic, 47.3% Non-Hispanic</p>	<p>4.7% Hispanic, 42.5% Non-Hispanic</p>	<p>56% Male, 44% Female, .2% Unknown</p>
TRAFFIC WARNING ADVISEES	<p>1.8% Hispanic, 41.2% Non-Hispanic</p>	<p>2.1% Hispanic, 54.8% Non-Hispanic</p>	<p>61% Male, 39% Female, 0% Unknown</p>

Henrico Police data from January 1, 2021-December 31, 2021; Population data from U.S. Census

Criminal Summons Arrestee

A person receives a criminal summons to appear in court and is released on their own recognizance. An arrestee can have multiple charges.

Traffic Summons Arrestee

A person is issued a traffic summons to appear in court, but not taken into custody. An arrestee can have multiple summonses.

Traffic Warning Advisee

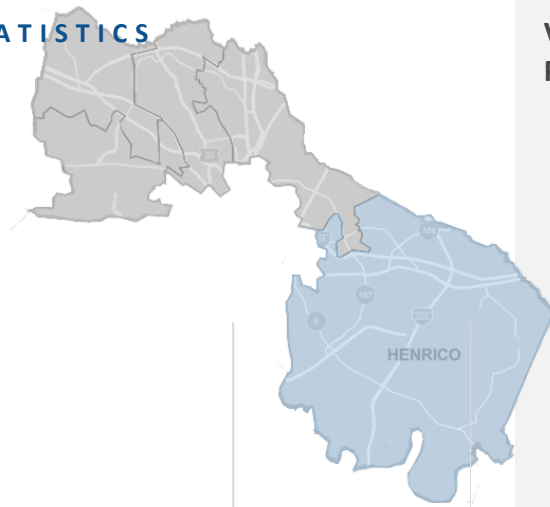
A person is stopped for a traffic infraction and the officer decides a warning is sufficient.



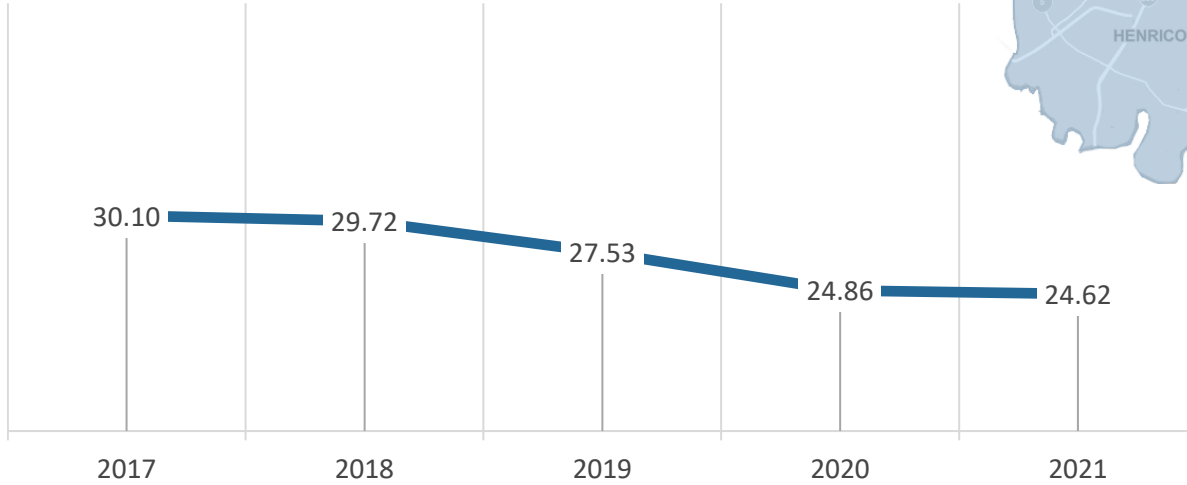


2021 HENRICO POLICE CRIME STATISTICS

VARINA DISTRICT



**VARINA DISTRICT PART I CRIME RATE, 2017-2021
UNIFORM CRIME REPORT (UCR) METHOD**



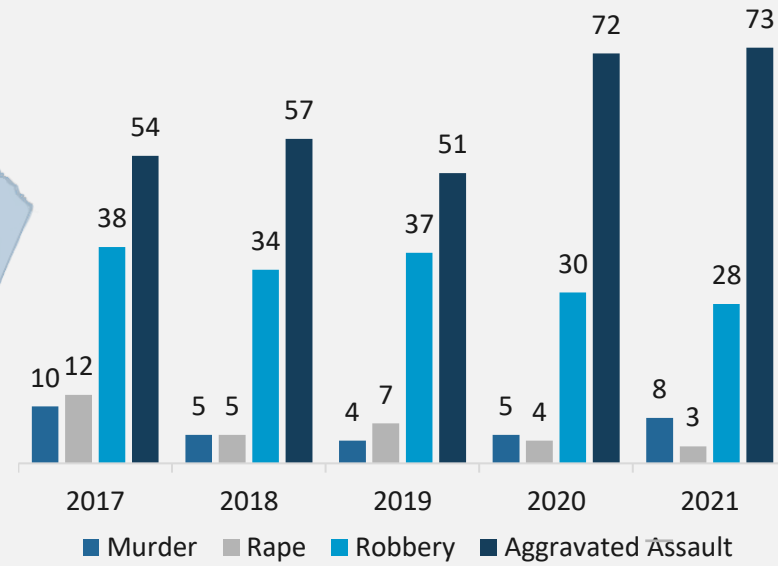
VARINA DISTRICT POPULATION

45% MALE | 55% FEMALE

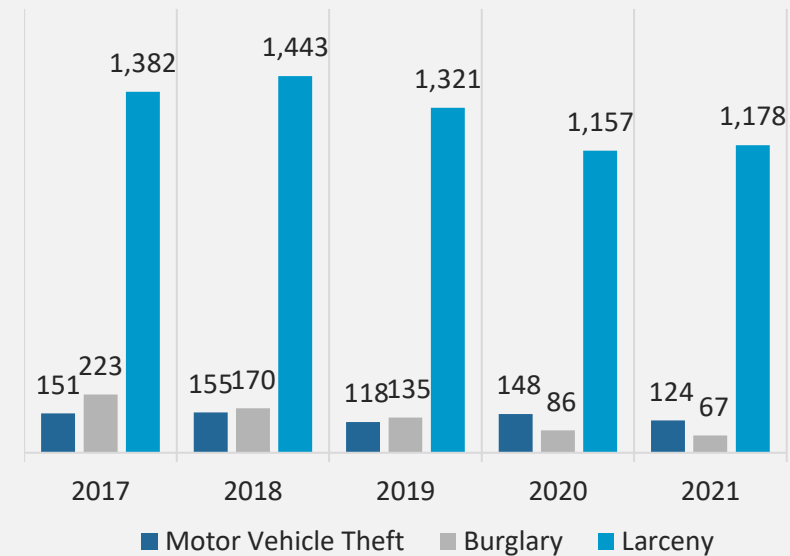
RACE & ETHNICITY	CENSUS ESTIMATES	% TOTAL
Asian	207	.3%
American Native	287	.5%
Black	33,238	54.8%
Pacific Islander	0	0%
White	24,739	40.8%
Two+ Races or Other	2,133	3.5%
ETHNICITY	CENSUS ESTIMATES	% TOTAL
Hispanic or Latino	1,666	2.7%
Non-Hispanic	58,938	97.3%
TOTAL POPULATION	60,604	

Source: Henrico Police Records Unit; US Census I Annual data reports are run annually on January 10.

VARINA DISTRICT PART I VIOLENT CRIMES PER CALENDAR YEAR, 2017-2021



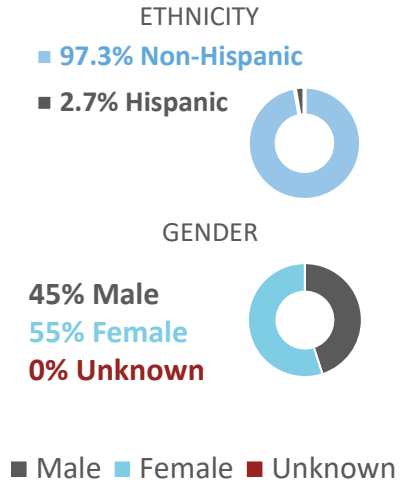
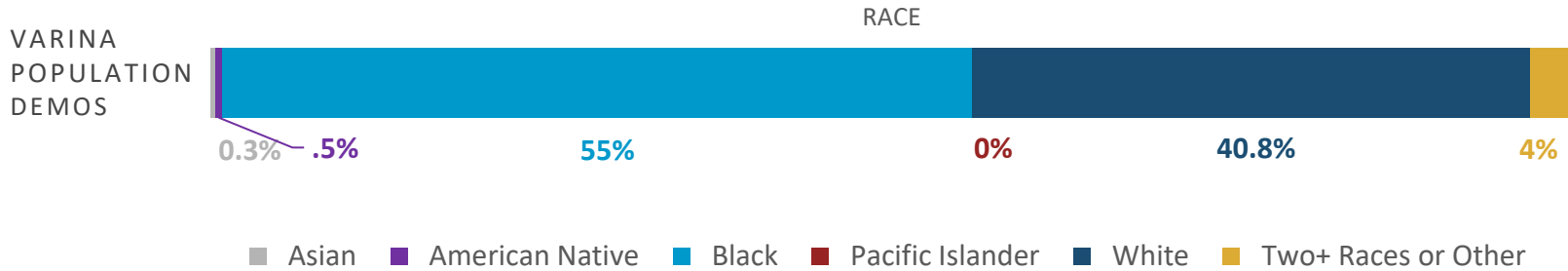
VARINA DISTRICT PART I NON-VIOLENT CRIMES PER CALENDAR YEAR, 2017-2021





VARINA DISTRICT

DEMOGRAPHICS OF PEOPLE ARRESTED, CHARGED OR ADVISED IN HENRICO'S VARINA DISTRICT IN 2021



Category	Resident - Race	Non-Resident - Race	Gender Resident and Non-Resident
CRIMINAL SUMMONS ARRESTEES	0.4% Asian, 46% Black, 21% White, 1% Two+ Races or Other	24% Black, 7% White, 0% Two+ Races or Other	64% Male, 36% Female, 0% Unknown
TRAFFIC SUMMONS ARRESTEES	0.2% Asian, 0.1% American Native, 39% Black, 12% White, 0% Two+ Races or Other	1% Asian, 32% Black, 0.1% American Native, 16% White, 1% Two+ Races or Other	57% Male, 43% Female, 0% Unknown
TRAFFIC WARNING ADVISEES	0.2% Asian, 42% Black, 11% White, 2% Two+ Races or Other	0.2% Asian, 31% Black, 12% White, 2% Two+ Races or Other	59% Male, 41% Female, 0% Unknown

Henrico Police data from January 1, 2021-December 31, 2021; Population data from U.S. Census

Criminal Summons Arrestee
 A person receives a criminal summons to appear in court and is released on their own recognizance. An arrestee can have multiple charges.

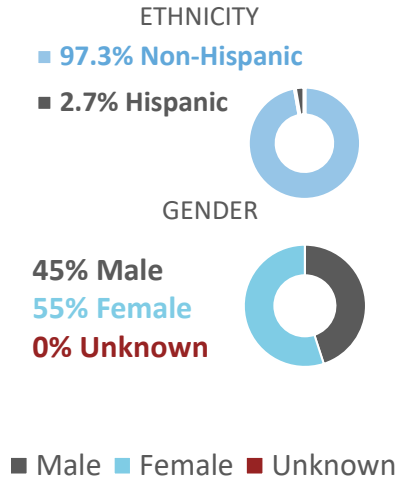
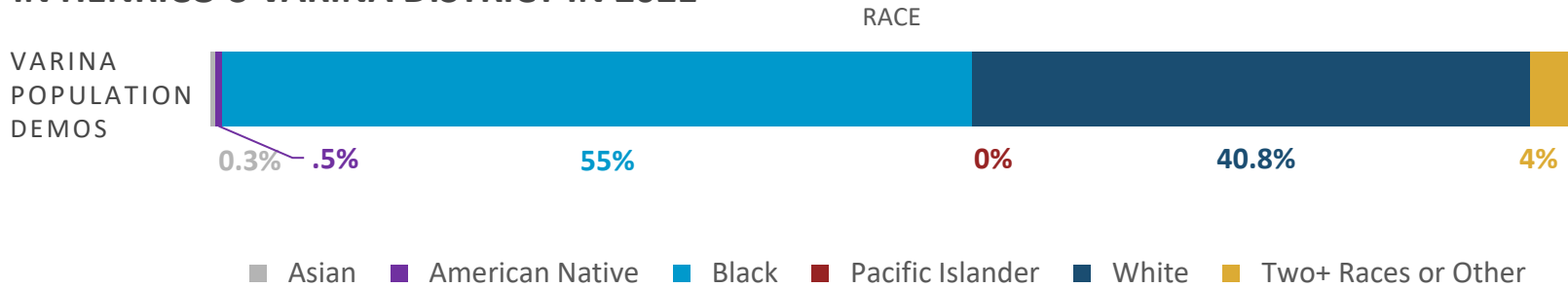
Traffic Summons Arrestee
 A person is issued a traffic summons to appear in court, but not taken into custody. An arrestee can have multiple summonses.

Traffic Warning Advisee
 A person is stopped for a traffic infraction and the officer decides a warning is sufficient.



VARINA DISTRICT

DEMOGRAPHICS OF PEOPLE ARRESTED, CHARGED OR ADVISED IN HENRICO'S VARINA DISTRICT IN 2021



Category	Resident - Ethnicity	Non-Resident - Ethnicity	Gender Resident and Non-Resident
CRIMINAL SUMMONS ARRESTEES	<p>Hispanic: 1.8%, Non-Hispanic: 67.0%</p>	<p>Hispanic: 0.9%, Non-Hispanic: 30.4%</p>	<p>64% Male, 36% Female, 0% Unknown</p>
TRAFFIC SUMMONS ARRESTEES	<p>Hispanic: 1.6%, Non-Hispanic: 50.0%</p>	<p>Hispanic: 2.3%, Non-Hispanic: 46.0%</p>	<p>57% Male, 43% Female, 0% Unknown</p>
TRAFFIC WARNING ADVISEES	<p>Hispanic: 0.4%, Non-Hispanic: 54.3%</p>	<p>Hispanic: 1.0%, Non-Hispanic: 44.3%</p>	<p>59% Male, 41% Female, 0% Unknown</p>

Henrico Police data from January 1, 2021-December 31, 2021; Population data from U.S. Census

Criminal Summons Arrestee

A person receives a criminal summons to appear in court and is released on their own recognizance. An arrestee can have multiple charges.

Traffic Summons Arrestee

A person is issued a traffic summons to appear in court, but not taken into custody. An arrestee can have multiple summonses.

Traffic Warning Advisee

A person is stopped for a traffic infraction and the officer decides a warning is sufficient.